

## Low-mass companions to Hyades stars\*

E.W. Guenther<sup>1</sup>, D.B. Paulson<sup>2</sup>, W.D. Cochran<sup>3</sup>, J. Patience<sup>4</sup>, A.P. Hatzes<sup>1</sup>, and B. Macintosh<sup>5</sup>

<sup>1</sup> Thüringer Landessternwarte Tautenburg, Sternwarte 5, D-07778 Tautenburg, Germany

<sup>2</sup> Planetary Systems Branch, Code 693, NASA Goddard Space Flight Center, Greenbelt, MD 20771, USA

<sup>3</sup> McDonald Observatory, University of Texas at Austin, Austin, TX 78712, USA

<sup>4</sup> Division of Physics, Mathematics, and Astronomy California Institute of Technology Pasadena, CA, USA

<sup>5</sup> Institute of Geophysics and Planetary Physics Lawrence Livermore National Laboratory 7000 East Avenue L-413 Livermore, CA 94551, USA

Received 10.5.2005; accepted 20.07.2005

**Abstract.** It is now well established that a large fraction of the low-mass stars are binaries or higher order multiples. Similarly a sizable fraction have giant planets. In contrast to these, the situation for brown dwarf companions is complicated: While close systems seem to be extremely rare, wide systems are possibly more common. In this paper, we present new results on a survey for low-mass companions in the Hyades. After measuring precisely the radial velocity of 98 Hyades dwarf stars for 5 years, we have selected all stars that show low-amplitude long-period trends. With AO-observations of these 14 stars we found companion candidates around nine of them, where one star has two companions. The two companions of HIP 16548 have masses between 0.07 to 0.08  $M_{\odot}$ , and are thus either brown dwarfs or very low mass stars. In the case of HAN 172 we found a companion with a mass between 0.08 to 0.10  $M_{\odot}$ , which is again between a star and a brown dwarf. The other seven stars all have stellar companions. In two additional cases, the RV-variations are presumably caused by stellar activity, and in another case the companion could be a short-period binary. The images of the remaining two stars are slightly elongated, which might imply that even these are binaries. Because at least 12 of the 14 stars showing low-amplitude RV trends turn out to have companions with a mass  $\geq 70 M_{\text{Jupiter}}$ , or are just active, we finally estimate the number of companions with masses between 10  $M_{\text{Jupiter}}$  and 70  $M_{\text{Jupiter}}$  within 8 AU of the host stars in the Hyades as  $\leq 2\%$ .

**Key words.** individual star: Hyades, binaries, radial velocity monitoring

### 1. Introduction

It is now well established that most of the solar-like stars are binaries (Abt & Levy 1976; Duquennoy & Mayor 1991). A detailed analysis shows that  $13 \pm 3\%$  of the G stars, and 8.1% of the M stars are binaries with separation of 3 AU, or less (Mazeh et al. 1992; Fischer & Marcy 1992). The frequency of planets with a mass of  $m \sin i$

$\geq 0.3 M_{\text{Jupiter}}$  orbiting at distances  $\leq 5$  AU is about 9% (Lineweaver & Grether 2003). It is quite surprising that brown dwarfs are very rare as close companions to normal stars. The lack of brown dwarfs as companions is thus often referred as the brown dwarf desert. Marcy et al. (2003) estimate from their radial velocity (RV) survey that the frequency of brown dwarfs with 3 AU of the host stars is only  $0.5 \pm 0.2\%$ , and thus much smaller than the frequency of planets, or the frequency of binaries. Studies by Zucker & Mazeh (2001) show that the frequency of close companions drops off very sharply for masses higher than 10  $M_{\text{Jupiter}}$ , although they suspect there is still a higher mass tail that extends up to probably 20  $M_{\text{Jupiter}}$ . From the currently known 161 “planets” 8 have an  $m \sin i$  between 10 and 18  $M_{\text{Jupiter}}$ <sup>1</sup>. There are only very few brown dwarfs known that orbit normal stars at distances  $\leq 3$  AU (Zucker & Mazeh 2000; Udry et al. 2002; Endl et al. 2004).

Send offprint requests to: Eike Guenther, e-mail: guenther@tls-tautenburg.de

\* Partly based on observations obtained at the European Southern Observatory at Cerro Paranal, Chile in program 68.C-0063(A), 72.C-0288(A) and 072.C-0110(B), and partly based on observations obtained at the W.M. Keck Observatory through telescope time allocated to the National Aeronautics and Space Administration through the agency’s scientific partnership with the California Institute of Technology and the University of California. The Keck observatory was made possible by the generous financial support of the W.M. Keck Foundation. Also partly based on observations obtained at the Magellan Telescope.

<sup>1</sup> as compiled from J. Schneiders “Extrasolar Planets Encyclopaedia”, <http://www.obspm.fr/encycl/catalog.html>)

In the case of wide pairs consisting of a brown dwarf and a star, the situation is more complicated. These wide companions (e.g.  $d \geq 50$  AU) are usually detected by means of direct imaging. Direct imaging campaigns probably have turned up a number of brown dwarfs orbiting normal stars (Gliese 229B: Nakajima et al. 1995; TWA-5 B: Lowrance et al. 1999; Neuhäuser et al. 2000; HR 7329 B: Lowrance et al. 2000; Guenther et al. 2001; Gliese 417B and Gliese 584C: Kirkpatrick et al. 2001; HR 7672: Liu et al. 2002; HD 130948 (two brown dwarfs): Goto et al. 2002, Potter et al. 2002; LHS 2397aB: Freed et al. 2003, Masciadri et al. 2003; GSC 08047-00232: Neuhäuser & Guenther 2004;  $\epsilon$  Indi B: McCaughrean et al. 2004; G124-62 Seifahrt et al. 2004). Additionally to these detections there are three objects that are either low-mass brown dwarfs, or even giant planets (Neuhäuser et al. 2004b; Chauvin et al. 2005a; Chauvin et al. 2005b). The result of all search programs for objects in TWA-Hydra, Tucanae, Horologium and the  $\beta$  Pic region is that the frequency of brown dwarfs at distances larger than 50 AU is  $6 \pm 4\%$  (Neuhäuser et al. 2003). This result implies that the frequency of wide binaries consisting of a brown dwarf and a star is much higher than that of close binaries. One possible explanation for these results may simply be the difference of the methods used for detecting short and long period systems. In the case of the long-period systems, the masses of these objects have been determined from absolute brightnesses by evolutionary tracks. If for some reason the evolutionary tracks are off by a certain factor, a number of these brown dwarfs would be stars. There are in fact notable differences between evolutionary tracks published by different authors, especially for objects of lower mass, and young age (Wuchterl & Tscharnuter 2003; Stern 1994; Burrows et al. 1997; Malkov et al. 1998; Chabrier et al. 2000). A recent determination of the dynamical mass of AB Dor C indicates that the true mass is a factor of two higher than the mass derived from evolutionary tracks, converting this brown dwarf into a star (Close et al. 2005). On the other hand, in the case of binary brown dwarf GJ 569 Bab the true mass and the mass derived from evolutionary tracks agree reasonably well (Zapatero Osorio et al. 2004). Possible explanations for the discrepancy could be that AB Dor C is a binary, or that AB Dor has an age of only 50 Myr, whereas GJ 569 Bab one between 120 and 1000 Myr. A study of old, isolated G, K, and M stars indicate that there is also a brown dwarf desert for long period systems, as McCarthy & Zuckerman (2004) derive a frequency of  $1 \pm 1\%$  for brown dwarfs orbiting stars between 75 and 300 AU.

We can thus summarize that there is a general agreement that the frequency of brown dwarfs orbiting stars at distances of  $\leq 3$  AU is about  $\leq 0.5\%$ . For brown dwarfs at larger distances, there are two somewhat contradicting results: one is that the frequency is  $1 \pm 1\%$ , the other that it is  $6 \pm 4\%$ .

The aim of this work is to shed more light on the brown dwarf desert problem by a novel approach: Brown dwarfs out to a distance of about 8 AU can be detected by means

of radial velocity measurements, because these would show up as trends in the radial velocity data, and can thus be detected in this way. The only problem is that a stellar companion at a larger distance will also induce a trend of the RV-data. The trick is that wide binary stars can easily be detected by means of adaptive optics (AO) imaging. Objects that show low-amplitude trends in the RV-data, and are not binary stars are thus brown dwarf candidates, or even giant planets. In other words, if all stars that show low-amplitude trends in the RV-data turn out to be binary stars, we can conclude that it is highly unlikely that any of the stars monitored has a brown dwarf companion orbiting the primary within 8 AU. The advantage of this method is that the selection of the objects is based on RV-measurements, and thus all brown dwarfs within 8 AU of the host stars are detected, unless the orbit is very unfavorable.

For this project we select a cluster of stars: the Hyades. This has three advantages. First of all, a cluster is a homogeneous sample, as all stars have the same age, metallicity, and distance. Secondly, the Hyades are sufficiently young ( $625 \pm 50$  Myrs, Perryman 1998; or 650 Myrs Lebreton et al. 2001) and close enough ( $46.34 \pm 0.27$  pc, Perryman 1998) so that not only stellar companions can be detected but also brown dwarfs. The third reason is that this sample was neither studied by Neuhäuser et al. (2003), nor by McCarthy & Zuckerman (2004) and thus serves as a independent investigation that can be compared with these results. Additionally, the Hyades are metal-rich ( $[\text{Fe}]/[\text{H}] = +0.17 \pm 0.06$ : Boesgaard & Budge 1988;  $[\text{Fe}]/[\text{H}] = +0.12 \pm 0.03$ : Cayrel et al 1985;  $[\text{Fe}]/[\text{H}] = +0.13 \pm 0.01$ : Paulson et al. 2003). Whether the frequency of brown dwarf companions is related to the abundance or not is not known but it is known that the frequency of planets is higher for metal rich stars (Santos et al. 2004). Also in this respect it is interesting to compare the frequency of brown dwarf companions of Hyades stars with that of normal stars.

## 2. Observations

### 2.1. Radial velocity: The input sample

The RV measurements were carried out with the HIRES spectrograph on the 10-m-Keck telescope over a period of about 5 years (see Cochran et al. 2002; Paulson et al. 2002 and Paulson et al. 2004 for details). After measuring the RVs of 98 Hyades dwarf stars for 5 years, we identified 13 stars that show long-period, linear trends. The objects selected have trends with a velocity gradient ( $\Delta RV$ ) between 5 and 100  $m/s yr^{-1}$ . At the elongation, the gradient for a Hyades-star in a circular orbit is  $\Delta RV = 6.6 (m_{comp}/[80m_{Jupiter}]) (sep)^{-2} [m s^{-1} yr^{-1}]$  (with  $m_{comp}$  the mass of the companion, and  $sep$  the separation in arcsec). An object showing a trend of this order thus is most likely either a wide system consisting of two stars, or a system consisting of a star and a substellar-mass companion. By imaging these objects with an AO-system,

**Table 1.** The stars

	spec	$m_V$	RA (2000.0)	Dec (2000.0)
HD 28099	G2V	8.1	04 26 40.1	+16 44 49
HD 30505		9.0	04 49 03.5	+18 38 28
HIP 16908	K2V	9.4	03 37 35.0	+21 20 35
HD 286589	K5V	10.8	04 14 51.9	+13 03 18
LP 415-176	K2V	11.6	04 31 44.5	+15 37 46
HIP 16548	M0V	12.0	03 33 05.3	+04 57 29
V1102 Tau	M1V	12.2	04 28 28.7	+17 41 45
HAN 513	M0.5V	12.3	04 31 43.3	+15 02 29
HAN 172	M1V	12.5	04 17 47	+13 39 42
HIP 15720	K7V	8.5	03 22 28.1	+27 09 22
BD+08 642	K5V	10.1	04 09 49.4	+09 18 20
BD+16 630			04 36 00	+16 32 30
J 332	K5V	11.5	04 47 35	+14 53 24
LP 415-378	M0V	12.4	04 29 12	+15 16 12

we can distinguish between stellar- and substellar- mass companions. Combining RV-data with AO-imaging of relatively young objects also is a good way of finding suitable targets for attempts to directly image planets with future instruments like CHEOPS (Claudi et al. 2004). Table 1 gives a short overview of the objects chosen.

## 2.2. Direct imaging : NACO

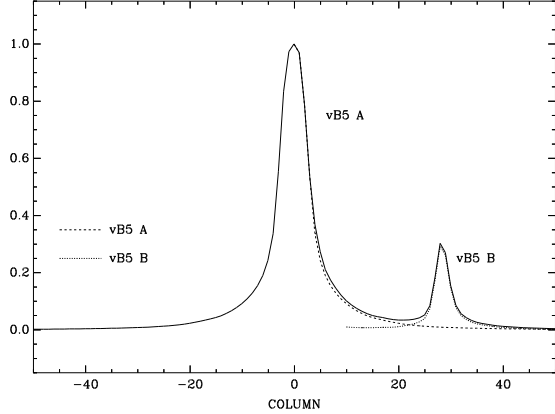
Most of the direct images were carried with the NAOS-CONICA-system (Nasmyth Adaptive Optics System - High-Resolution Near IR Camera) at the VLT-UT 4 telescope Yepun of the European Southern Observatory at Cerro Paranal, Chile in program 72.C-0288. We used the S27-camera, which gives a field-of-view of 28x28 arcsec. An image scale of  $27.07 \pm 0.02$  mas/pixel was recently derived by Neuhäuer et al. (2004b) using Hipparcos stars. The new value of the image-tilt is  $0.14 \pm 0.10^\circ$  (towards the east). Our original plan was to observe all objects with and without a semi-transparent coronagraphic mask but not all observing blocks could be carried out.

The semi-transparent mask has a projected diameter of 0.7 arcsec, and dims the light of the central star by about 10 magnitudes. This mask is thus very useful for detecting faint objects at separations larger than 0.35 arcsec, and bright objects closer to the star. It also allows us to measure the position angles and separations if a companion is found. According to the evolutionary tracks calculated by Burrows et al. (1997) objects of  $20 M_{Jupiter}$  have nearly the same brightness in the J, and in the K-band. Because with NACO a similar limiting magnitude is reached easier in the J-band than in the K-band, we used J-band filter with a central wavelength  $1.265 \mu\text{m}$  for these observations. The exposure-time was set in order to reach a  $3 \sigma$  limiting magnitude between J=22.5 mag and J=23 mag. According to Masciadri et al. (2005) NACO allows to detect an object 12 mag fainter than the primary at the  $5 \sigma$ -level under average observing conditions. The limit thus is 20 to 22 mag at a separation of one arcsec, which corresponds to objects with a mass of 10 to  $20 M_{Jupiter}$  (using Burrows

**Table 2.** Observations : NACO

	date	filter, SR	set-up	exposure-time
HD 30505	7 Mar 2004	J,12.2%	coro	800s
HIP 16908	5 Nov 2003	J,17.9%	direct	1586s
HD 286589	25 Dec 2003	J,11.7%	direct	1586s
LP 415-176	5 Nov 2003	J,11.5%	direct	2061s
HIP 16548	16 Dec 2003	J,12.0%	coro	960s
V1102 Tau	12 Mar 2004	J,11.9%	coro	960s
HAN 513	26 Feb 2004	J,11.6%	direct	1586s
HAN 172	10 Feb 2004	J,11.5%	coro	960s
HIP 15720	5 Nov 2003	J,17.9%	coro	960s
BD+08 642	5 Nov 2003	J,12.0%	coro	960s
BD+16 630	19 Feb 2004	J,11.7%	coro	960s
J 332	9 Feb 2004	J,11.6%	coro	960s
LP 415-378	12 Jan 2004	J,11.7%	direct	1586s

et al. 1997). We thus can not only detect companions stars but also the brown dwarfs themselves at distances larger than about 16 AU. Table 2 gives an overview of the data taken, where “coro” or “direct” indicates whether the semi-transparent coronagraphic mask was used, or not used. “SR” is a conservative estimate of the Strehl ratio. The shortest possible exposure time (0.3447s) was used for “direct” observations in order to minimize, or avoid the saturation of the primary stars. Because of the corresponding increase of the read-out noise, the on-source observation time had to be increased in order to reach about the same limiting-magnitude, as in the coronagraphic images. The data was taken in service mode in ten different nights. Three of the observing nights (16 Dec 2003, 5 Nov 2003, 19 Feb 2004; MJD=52928, 52948, 53054) were categorized as dry (relative humidity below 10%), and five (25 Dec 2003, 12 Jan 2004, 26 Feb 2004, 7 Mar 2004, 12 Mar 2004; MJD=52998, 53016, 53061, 53071, 53076) as normal (relative humidity 10 to 25%). Unfortunately J332 and HAN 172 (9 Feb 2004, 10 Feb 2004; MJD=53044, 53045) were observed during wet conditions (relative humidity 56%, and 62%). These two nights were also partly non-photometric. The accuracy of the photometry of these two stars is thus limited. For the other nights, we could use the fluxes of the primaries (when not saturated, and when taken without the mask), as well as observations of ESO’s flux-standard stars taken at the beginning of each night, to flux-calibrate the images. In the case of stars observed with the mask, only the standard stars could be used and thus, the photometric errors are a bit higher. Fig. 1 shows a typical example how the fluxes of the two components of a binary are measured individually. The errors of the separation and position angle for the binaries given in Table 4 were determined from the variance of the individual exposures and the systematic error of the determination of the image scale and image tilt given above.



**Fig. 1.** The figure shows how the fluxes of the primary and secondary are measured individually. The full-line shows a cut through the image of HIP16908 A. The two dashed lines are: 1.) The profile of the A-component after subtracting the B-component 2.) The B-component after subtracting the A-component.

### 2.3. Direct imaging : Keck II

In addition to the NACO AO-observations, HD 30505, HD 286589 and HD 28099 were observed with the Keck II telescope on Dec 8 2003. We used the narrow field (pixel scale  $0.00993'' \pm 0.00005''$ ; Ghez et al. (2004) NIRC2 facility camera<sup>2</sup> which accepts the corrected beam from the adaptive AO-system (Wizinowich et al. 2000). The weather conditions throughout the night were marked by increasing amounts of clouds which impact the AO-system performance. The first two targets observed - HD 28099 and HD 30505 - could be observed with the AO-system wavefront sensor operating at the fastest rate, however, extinction from clouds forced the last target - HD 286589 - to be observed at a reduced update rate. The lower sampling rate resulted in a slightly broader FWHM for this source. In contrast to NACO, objects of lower mass can be detected with NIRC2 if the K' band is used. This is because the Strehl ratio improves at longer wavelength. The other reason for using the K' band is that for those objects, which were observed with both telescope, we obtain color information. Exposure times were chosen to avoid saturation on the bright primary star. The exposures were continued, even when a companion became visible in order to search for possible additional, fainter companions.

The exposure time listed in Table 3 is the sum of the eight individual exposures taken at four different array positions. For HD 28099 and HD 30505 an AO-rate of 672 Hz was used, for HD 286589 we used an AO-rate of 210 Hz. The final positions, angles, and magnitude differences listed in Table 4 are determined from a shifted and combined image created from all exposures. The uncertainties of the measurement of the positional angle and the distance are derived from the systematic error of the pixel

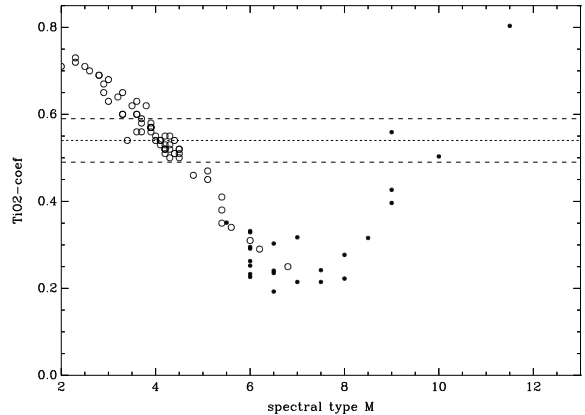
<sup>2</sup> see [alamoana.keck.Hawaii.edu/inst/nirc2](http://alamoana.keck.Hawaii.edu/inst/nirc2) for details

**Table 3.** Observations: Keck

Name	date	Filter, SR	set-up	exposure-time
HD 28099	8 Dec 2003	H2(1-0),37%	direct	80s
HD 30505	8 Dec 2003	K',41%	direct	64s
HD 286589	8 Dec 2003	H2(1-0),27%	direct	80s

scale ( $\pm 0.''00005$ ; Ghez et al. 2004), and position angle ( $\pm 0.33^\circ$ ; Lu 2004) plus the standard deviation of the measurement as derived from the measurement of each individual image. Because the conditions were not photometric, the measured K' magnitude difference and the 2MASS Ks primary magnitude were used to estimate the secondary magnitude; no transformations were applied.

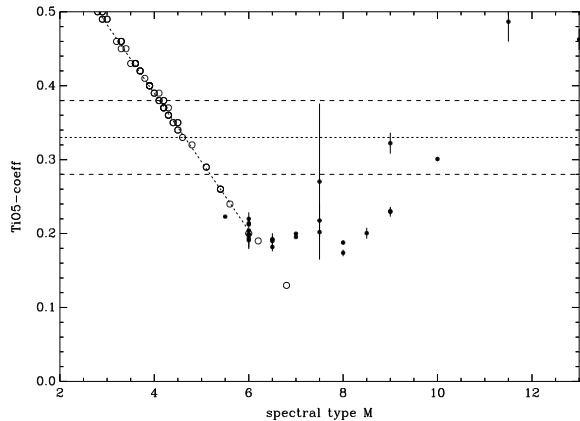
## 3. Results



**Fig. 2.** The dashed line shows the TiO<sub>2</sub>-coefficient together with the errors. The circles are values obtained for M stars from Reid et al. (1995) and Hawley et al. (1996) for Hyades stars, and the filled dots for very low-mass stars from Guenther & Wuchterl (2003). The spectral type thus is between M9V and L0V, in good agreement with the brightness of the object in the *J*-band.

### 3.1. HIP 16548

HIP 16548 is an M0V star. We found two companion candidates west of the star (Fig. ??). The separations to the primary are  $2.77 \pm 0.02$  and  $2.78 \pm 0.02$  arcsec, respectively. The separation between the two companion-candidates is  $0.30 \pm 0.02$  arcsec (Table 4). If true companions, the separation between the primary and the companions would be 130 AU, and the separation between the two 14 AU. The orbital periods would thus be of the order of 2000 and 100 years, respectively. The companion-candidates are  $13.8 \pm 0.3$  and  $14.0 \pm 0.3$  mag in the *J*-band. This would



**Fig. 3.** Same as Fig. 2 but for the TiO5-coefficient. We find again a possible solution for the spectral type of M9V and L0V.

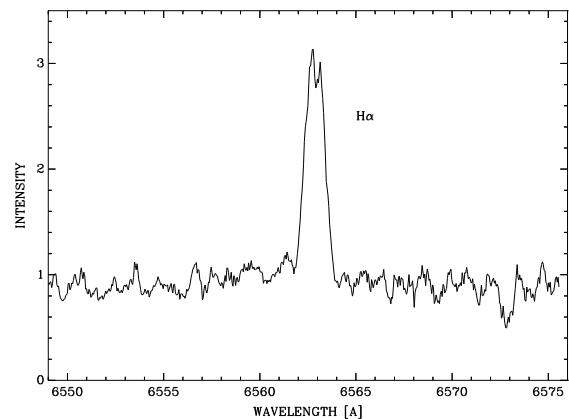
correspond to absolute magnitudes  $M_J$  of 10.5 and 10.7 mag, which implies masses below  $0.1 M_{\odot}$ .

We took a spectrum with the MIKE (Magellan Inamori Kyocera Echelle) spectrograph on the Magellan 6.5m telescope. The resolution is  $\lambda/\Delta\lambda$  is 30,000 at 7000 Å with a slit width of 0.7 arcsec. Thus, both components were in the slit. The integration time was one hour, which gave a S/N of about 20. Following Reid et al. (1995) and Hawley et al. (1996), the spectral types of M stars can be determined by measuring the height of the TiO-bandheads. The TiO2 and TiO5-coefficients are the ratios of the fluxes  $\text{TiO2} = F[7043-7046 \text{ \AA}]/F[7058-7061 \text{ \AA}]$  and  $\text{TiO5} = F[7042-7046 \text{ \AA}]/F[7126-7135 \text{ \AA}]$ . Figs. 2 and 3 show the TiO2 and TiO5-coefficients versus the spectral type. As can be seen in the figures, both coefficients decrease up to a spectral-type of M7V and then increase again. For a given coefficient, there could be two possible spectral types, and hence masses. Reid et al. (1995) and Hawley et al. (1996) both limit their analysis to stars earlier than M7V. We use our own library of spectra (Guenther & Wuchterl 2003) to expand the method up to spectral type L. The dashed lines in Fig. 2 and Fig. 3 give the TiO2 and TiO5-values obtained for HIP 16548 B and C. The TiO-coefficients give as possible solutions a spectral-type M9V to L0V, and M4V to M5V. In order to find out which of two possibilities is the correct one, we additionally used the PC3-coefficients from Martín et al. (1996). From the PC3-coefficients  $\text{PC3} = F[8230-8270 \text{ \AA}]/F[7540-7580 \text{ \AA}]$ ;  $\text{SpT} = -6.685 + 11.715 \times (\text{PC3}) - 2.024 \times (\text{PC3})^2$ , we obtained a spectral type M8V to M9V.

The fact that we now know that the objects have a spectral type of M8V to M9V allows us to test the quality of the photometry. According to Dahn et al. 2002 objects with a spectral type in the range between M8V and M9V have an  $M_J$  in the range between 10.5 and 11.8 mag. For HIP 16548 A and HIP 16548 B we derive  $M_J = 10.5 \pm 0.3$  and  $M_J = 10.8 \pm 0.3$  using the distance of the Hyades and the values given in Table 4. The

agreement between the spectroscopic and photometric determination of the spectral type thus is excellent. The objects have masses between 0.07 to  $0.08 M_{\odot}$  (Chabrier et al. 2000), which puts the objects very close to the brown dwarf boarder. We do not, however, see the Li I 6708 line, so it is unclear as to whether the objects are indeed brown dwarfs (Fig. 5). While the presence of Li is most common in brown dwarfs, a few older late-M and L dwarfs have been detected which do not show Li, including DENIS-P J1208+0149 (M9) and DENIS-P J0090-0658 (L0), Martín et al. (1999).

The spectra of HIP 16548 B and C shows  $H\alpha$  in emission. The equivalent width is  $-2.3 \text{ \AA}$ , which is fairly typical for such late-type objects (Fig. 4). The strongest atomic lines are the NaI doublet at 8183 and 8195 Å (Fig. 6) and the KI resonance doublet at 7665 and 7699 Å (Fig. 7), which are not only clearly visible in the spectrum of HIP 16548 B,C but also have roughly the same equivalent width as of LP944-20. Another characteristic feature of young brown dwarfs is the CsI 8521 Å-line (Fig. 8). This line is however not seen in the spectrum of HIP 16548 B,C.



**Fig. 4.** The figure shows the  $H\alpha$ -emission line of HIP 16548 B,C.

### 3.2. The other companion candidates

Table 4 gives an overview of the values obtained for the stars. HD 28099 is a G2V star. The companion has a  $K'$  magnitude of  $11.97 \pm 0.10$  which implies that it is a M7V to M8V star.

HD 30505 was observed with both instruments. Because the separation is  $0.408 \pm 0.005$  arcsec the secondary was behind the coronagraphic mask in the NACO observations. Although NACO image is slightly elongated, we prefer to use the Keck data only, which were taken without the mask. The companion has  $K'$  magnitude of  $11.47 \pm 0.09$ , which implies that the companion is an M7V star.

**Table 4.** Results

	type	prim <sup>5</sup>	prim <sup>5</sup>	prim <sup>5</sup>	PA	separation	secon. <sup>6</sup>	secon. <sup>6</sup>	secon. <sup>6</sup>
		spec	$m_J$	$m_{K'}$		[arcsec]	$m_J$	$m_{K'}$	spec
HD 28099	binary	G2V		6.6	$191.5 \pm 0.5^\circ$	$0.43 \pm 0.01$		$11.47 \pm 0.09$	M7V-M8V
HD 30505	binary		8.2	7.1	$107.2 \pm 0.4^\circ$	$0.408 \pm 0.005$		$11.97 \pm 0.10$	M7V
HIP 16908	binary	K2V	7.8		$266.2 \pm 1.0^\circ$	$0.77 \pm 0.02$	$10.4 \pm 0.1$		M1V-M3V
HD 286589	binary	K5V	8.7		$247.8 \pm 0.5^\circ$	$0.62 \pm 0.02$	$12.1 \pm 0.1$		M5V-M6V
				7.7	$248.5 \pm 0.5^\circ$	$0.63 \pm 0.07$		$10.48 \pm 0.10$	M5V-M6V
LP 415-176	binary	K2V	10.0		$322.4 \pm 0.1^\circ$	$4.26 \pm 0.03$	$11.9 \pm 0.1$		M7V-M8V
HIP 16548	triple	M0V	9.2		$268.1 \pm 0.1^\circ$	$2.77 \pm 0.02$	$13.8 \pm 0.3$		M8V-M9V
					$274.3 \pm 0.1^\circ$	$2.78 \pm 0.02$	$14.0 \pm 0.3$		M8V-M9V
V1102 Tau	binary	M1V	9.2		$78.6 \pm 0.5^\circ$	$1.60 \pm 0.03$	$10.5 \pm 0.3$		M2V-M4V
HAN 513	binary	M0.5V	9.3		$25.9 \pm 1.3^\circ$	$0.52 \pm 0.02$	$11.0 \pm 0.1$		M2V-M4V
HAN 172	binary <sup>4</sup>	M1V	9.5		$106.0 \pm 0.8^\circ$	$0.83 \pm 0.02$	$13.4 \pm 0.5$		M5V-M9V
HIP 15720	binary? <sup>1</sup>	K7V	6.3						
BD+08 642	binary? <sup>2</sup>	K5V	8.0						
BD+16 630	binary? <sup>3</sup>		10.0						
J 332	active <sup>4</sup>	K5V	9.4						
LP 415-378	active	M0V	9.6						

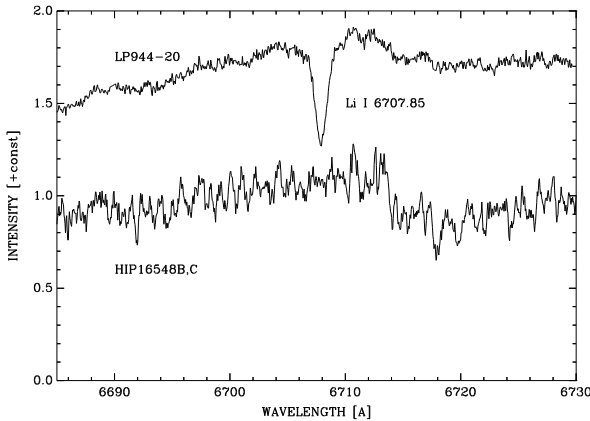
<sup>1</sup> the stellar image is a little elongated. The stellar image is  $0.120 \times 0.140$  arcsec, the elongation has a PA of  $210 \pm 10^\circ$ .

<sup>2</sup> the stellar image is a little elongated. The stellar image is  $0.113 \times 0.157$  arcsec, the elongation has a PA of  $165 \pm 10^\circ$ .

<sup>3</sup> this star shows a relatively large amplitude of the RV-variation and thus could be a short period binary.

<sup>4</sup> this image was taken under bad conditions, limiting the accuracy of the photometry

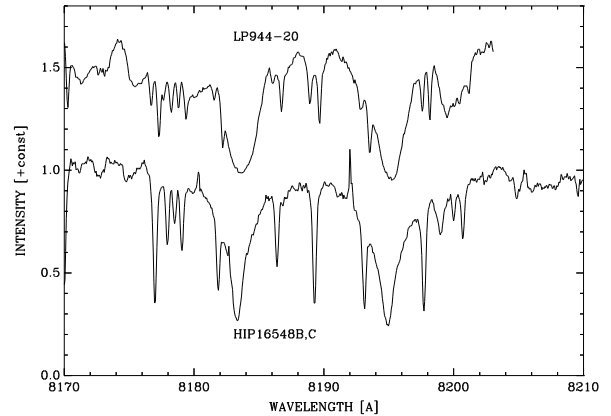
<sup>5</sup> value for primary <sup>6</sup> value for secondary



**Fig. 5.** The figure shows the Li I 6708 Å line in the spectrum of the brown dwarf LP944-20 which has about the same age and the same spectral type as HIP 16548 B,C. This line is not seen in the spectrum of HIP 16548 B,C, which is shown below.

HIP 16908 is a K2V star, and its companion has an  $M_J = 7.1 \pm 0.3$ , and thus a M1V to M3V-star. This binary was first detected by Patience et al. (1998) in a speckle interferometry survey of the Hyades. These authors estimate the companion equal to  $0.3 M_\odot$ , which is in good agreement with our measurement. No other companion was found. We searched for a possible 3rd companion, but none was found in our observations.

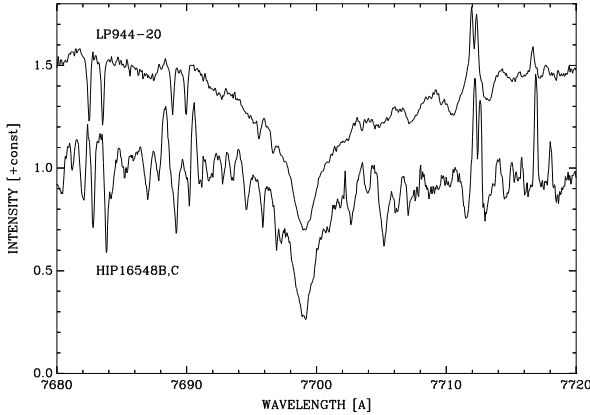
HD 286589 is another star which we observed with both instruments. Fig. ?? shows the *J*-band image and Fig. ?? the *K'*-band image. North is up and East is left in



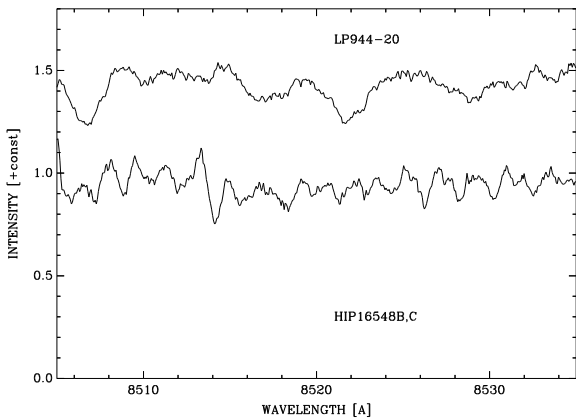
**Fig. 6.** The figure shows the NaI doublet at 8183 and 8195 Å and for comparison in the spectrum of the brown dwarf LP944-20 is shown below.

both images. From the images we obtain position angles of  $247.8 \pm 0.5^\circ$  and  $248.5 \pm 0.4^\circ$ , and separations of  $0.62 \pm 0.02$  and  $0.63 \pm 0.07$  arcsec, respectively. The agreement between the two data-sets is thus excellent. We determine a *J*-band magnitude of  $12.1 \pm 0.1$  mag, and a *K'*-band magnitude of  $10.48 \pm 0.10$  mag. We thus conclude that the K5V star HD 286589 is orbited by a M5V to M6V star. The projected separation currently is 29 AU.

The K2V star LP 415-176 is also a binary. The separation is  $4.26 \pm 0.03$  arcsec. The *J*-band magnitude of the companion is  $11.9 \pm 0.1$  mag which implies that it is a M7V to M8V star. Our aim was to searched for additional components but did not find any. V1102 Tau is an M1V



**Fig. 7.** The figure shows the KI 7699 line in the spectrum of HIP 16548 B,C and for comparison in the spectrum of the brown dwarf LP944-20 which has about the same age and the same spectral type as HIP 16548 B,C.



**Fig. 8.** The figure shows the region around the CsI 8521 Å-line for HIP 16548 B,C and LP944-20. This line is not seen in the spectrum of HIP 16548 B,C.

star. In this case, we found a companion-candidate with  $M_J = 7.2 \pm 0.3$  mag, which corresponds to an M2V to M4V star. HAN 513 is an M0.5V-star with a M2 to M4V companion.

HAN 172 is an M1V star, which was observed in less than ideal conditions. Nevertheless, we found one stellar companion-candidate with an absolute J-magnitude of  $10.1 \pm 0.5$  mag. The companion is presumably an M5V-M9V star, and has a mass between 0.08 to 0.12  $M_\odot$  (Chabrier et al. 2000). Unfortunately the star was observed with the mask when the conditions were less than ideal so that the accuracy of the photometry is rather limited. The mass of the object is close to the brown dwarf boarder but the object probably is not a brown dwarf. Usually, an object with a mass higher than 0.075  $M_\odot$  is considered a star, and an object with a mass lower than 0.070  $M_\odot$  a brown dwarf but the exact position of the

boundary depends on metallicity (Chabrier et al. 2000). This means that at the age of the Hyades, the boundary is somewhere around M8V, or M9V. The brown dwarf LP944-20 which has about the same age as the Hyades has a spectral type of M9V. The mass of it is between 0.056 and 0.064  $M_\odot$  (Tinney & Reid 1998). DENIS-P J144137.3-094559 which recently turned out to be member of the super Hyades has a mass of  $0.072^{+0.026}_{-0.022}$   $M_\odot$  and a spectral type of L1V (Seifahrt et al. 2004).

### 3.3. Objects without companion candidates

Fig. 9 shows the RV measurements for those stars, where we did not find obvious companion candidates (BD+16 630, LP 415-378, HIP 15720, and BD+08 642). BD+16 630, HIP 15720, and BD+08 642 were however observed with the semi-transparent coronagraphic mask so that we can not fully exclude the presence of a faint companion with a separation of less than 0.35 arcsec.

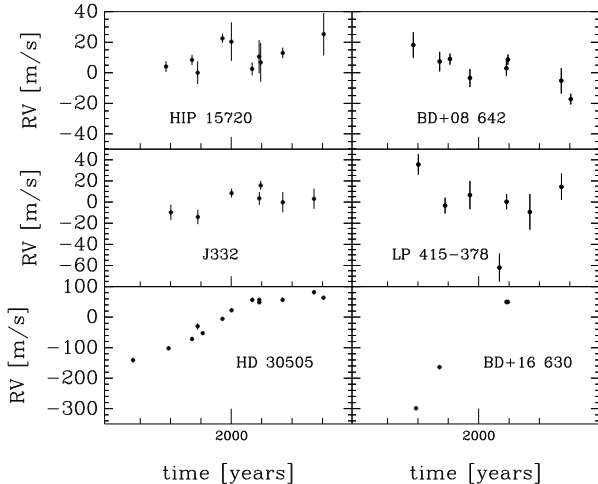
The stellar images of HIP 15720 and BD+08 642 are slightly elongated. Because the coronagraphic mask is semi-transparent, the images of the stars are visible, and not saturated. In the case of HIP 15720 the image is 17% longer in one direction than in the other, and in the case of BD+08 642 the difference is 40 %. These stars thus might also be binaries. While the elongation of the images is larger than the typical  $\leq 10\%$  elongation of the other stellar images, only further observations will show whether also these objects are binaries or not.

No indications for binarity were found in the image for J332, LP 415-378, and BD+16 630. As mentioned above, J332 was observed in less than ideal conditions. The RV-variations of J332 and LP 415-378 are most likely caused by stellar activity. The low level of the variations in J332 are consistent with previous results (Paulson et al. 2002). Fig. 10 shows the S-index (Paulson et al. 2002) versus the RV for LP 415-378. There is a clear trend of activity with RV which indicates that the large amplitude in RV for this star is most likely caused by stellar activity.

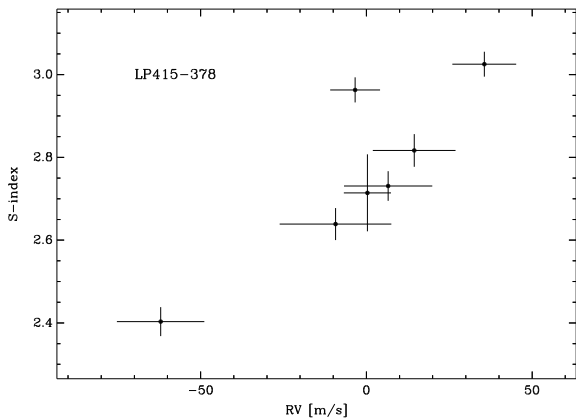
In the case of BD+16 630 we have only three RV measurements. However, the relatively large amplitude implies that this object probably is a short-period binary, and the separation of two components is simply too small.

## 4. Conclusions

The aim of the project is to search for brown dwarf companions orbiting Hyades stars within 8 AU using precise RV measurements as input information. If the distance would be  $\leq 3$  AU we would have observed a full orbit, and semi-amplitude of the RV-variations would be larger than 200 m/s. Such an object would be easily detectable in the RV data, and we can rule out such an object for all 98 Hyades stars observed. Brown dwarfs orbiting at a distance between 3 AU and 8 AU, would show up as trends of the RV. The problem, however is that such trends of the RV can also be caused by stellar companions. The idea of the project is search for the stellar companions which



**Fig. 9.** This figure shows the RV measurements obtained for those stars, where we did not find obvious companion candidates in the direct images, and HD 30505 for comparison. In the case of BD+08 642 and HIP 15720 the stellar images are slightly elongated, which may imply that they are binaries. The fact that the RV-amplitude of the three data-points of BD+16 630 are large implies that this object probably is a short-period binary. In the case of J332 and LP 415-378, we argue that the RV-variations are caused by stellar activity.



**Fig. 10.** The figure shows the S-index versus the RV for LP 415-378. The correlation between the two indicates that the RV-variations are probably caused by stellar activity.

can easily be detected by means of AO-imaging, because they are relatively bright, and have a separation  $\geq 0.5$  arcsec. The detection of a stellar companion thus implies that RV trend is caused by this companion and not by a brown dwarf. An object with a low-amplitude RV trend, without a stellar companion would then be a brown dwarf companion candidate.

From an RV survey of 98 stars, we have selected all the stars that could possibly have a long-term trends in RV, 14 stars in total. In nine of these we found companions. One of these stars has two companions with masses between  $0.07$  to  $0.08 M_{\odot}$ . These objects are thus close to the boarder to the brown dwarf regime, though without the presence of Li and Cs, we can not confirm that they are indeed brown dwarfs. Another star is orbited by a companion with a mass between  $0.08$  to  $0.10 M_{\odot}$ . In this respect it is interesting to note that the dM4.5e star G124-62 which is orbited by two L-dwarfs of  $0.072^{+0.026}_{-0.022} M_{\odot}$  recently turned out to be a member of the super Hyades (Seifahrt et al. 2004). From the remaining five stars, two show evidence that the RV-variations are caused by stellar activity, and one star seems to be a short-period binary. Thus there are only two stars, which might have sub-stellar companions. However, the NACO images of these stars are elongated which might imply that also these could be binaries.

From the RV-data alone, we can exclude that any of the 98 Hyades stars studied has a brown dwarf companion with distance of  $\leq 3$  AU. From the 14 stars selected, at least 9 and possibly 12 have companions with masses  $\geq 0.07 M_{\odot}$ , and the two remaining ones are just active. We did find three objects which are close to the boarder between stars and brown dwarfs. Assuming that the stars with elongated images are also binaries, we can also exclude brown dwarf companions orbiting at a distance between 3 and 8 AU for all stars observed. We thus estimate the number of companions with masses between  $10 M_J$  and  $70 M_J$  with separations between  $\leq 8$  AU in the Hyades as  $\leq 2\%$ . We found three companions with masses between  $0.08$  to  $0.10 M_{\odot}$  at separations of 130 and 40 AU. The frequency of such objects in the Hyades thus is about  $3 \pm 2 \%$ .

As mentioned above there is a general agreement that the frequency of brown dwarfs orbiting old stars in the solar neighbourhood at distances of  $\leq 3$  AU is about  $\leq 0.5\%$ . In here we have first of all show that there is also a brown dwarf desert for stars in the Hyades which are much younger and have a higher metallicity than the stars in the solar neighbourhood, and secondly we show that the brown dwarf desert extends outwards at least up to 8 AU. Whether the brown dwarf desert extends even further outwards can not be said on the basis of this survey.

*Acknowledgements.* We are grateful to the user support group of the VLT. Some of the data presented in this paper were obtained at the W. M. Keck Observatory, which is operated as a scientific partnership among the California Institute of Technology, the University of California, and the National Aeronautics and Space Administration. The Observatory was made possible by the generous financial support of the W. M. Keck Foundation. This work made use of the SIMBAD database operated by CDS, France, and data products from the Two Micron All Sky Survey, which is a joint project of the University of Massachusetts and the Infrared Processing and Analysis Center/California Institute of Technology, funded by the National Aeronautics and Space Administration and the National Science Foundation. Funding for JP's fellow-



ship was provided to the Michelson Science Center under its Michelson Fellowship Program. Portions of this material is based upon work supported by the National Aeronautics and Space Administration under Grant NNG04G141G issued through the Terrestrial Planet Finder Foundation Science program, as well as under the auspices of the U.S. Department of Energy by the University of California, Lawrence Livermore National Laboratory under Contract W-7405-ENG-48, and also supported in part by the National Science Foundation Science and Technology Center for Adaptive Optics, managed by the University of California at Santa Cruz under cooperative agreement No. AST 9876783.

## References

- Abt, H.A., Levy, S.G. 1976, *ApJS*, 30, 273,  
 Boesgaard, A.M., Budge, K.G. 1988, *ApJ*, 332, 410  
 Burrows, A., Marley, M., Hubbard, W. B., Lunine, J. I., Guillot, T., Saumon, D., Freedman, R., Sudarsky, D., Sharp, C. 1997, *ApJ*, 491, 856  
 Cayrel, R., Cayrel de Strobel, G., Campbell, B. 1985, *A&A*, 146, 249  
 Chabrier, G., Baraffe, I., Allard, F., Hauschildt, P. 2000, *ApJ*, 542, 464  
 Chauvin, G., Lagrange, A.-M., Dumas, C., Zuckerman, B., Mouillet, D., Song, I., Beuzit, J.-L., Lawrance, P. 2005, *A&A*, 438, 25  
 Chauvin, G., Lagrange, A.-M., Zuckerman, B., Dumas, C., Mouillet, D., Song, I., Beuzit, J.-L., Lawrance, P., Bessel, M. *A&A*, accepted  
 Claudi, R. U., Costa, J., Feldt, M., Gratton, R., Amorim, A., Henning, Th., Hippler, S., Neuhäuser, R., Pernechele, C., Turatto, M., Schmid, H. M., Walters, R., Zinnecker, H. 2004, In: *Second Eddington Workshop: Stellar structure and habitable planet finding*, Edited by F. Favata, S. Aigrain and A. Wilson. ESA SP-538, Noordwijk: ESA Publications Division, p. 301 - 304  
 Close, L., Lenzen, R., Guirado, J.C., Nielsen, E.L., Mamajek, E.E., Brandner, W., Lidman, Ch., Biller, B. 2005, *Nature*, 433, 286  
 Cochran, W.D., Hatzes, A.P., Paulson, D.B. 2002, *AJ*, 124, 565  
 Dahn, C. C., et al. 2002, *AJ*, 124, 1170  
 Duquennoy, A., Mayor, M. 1991, *A&A*, 248, 485  
 Endl, M., Hatzes, A.P., Cochran, W., McArthur, B., Allende Prieto, C., Paulson, D.B., Guenther, E., Bedalov, A. 2004, *ApJ*, 611, 112  
 Fischer, D. A., Marcy, G. W. 1992, *ApJ*, 396, 178  
 Freed, M., Close, L.M., Siegler, N. 2003, *ApJ*, 584, 453  
 Ghez, A.M., Wright, S.A., Matthews, K., Thompson, D., Le Mignant, D., Tanner, A., Hornstein, S.D., Morris, M., Becklin, E.E., Soifer, B.T. 2004, *ApJ*, 601, 159L  
 Goto, M., Kobayashi, N., Terada, H., Gaessler, W., Kanzawa, T., Takami, H., Takato, N., Hayano, Y., Kamata, Y., Iye, M., Saint-Jacques, D.J., Tokunaga, A.T., Potter, D., Cushing, M. 2002, *ApJ*, 567, L59  
 Guenther, E. W., Neuhäuser, R., Huéramo, N., Brandner, W., Alves, J. 2001, *A&A*, 365, 514  
 Guenther, E., Wuchterl, G. 2003, *A&A*, 401, 677  
 Hawley, Suzanne L., Gizis, John E., Reid, I. Neill 1996, *AJ*, 112, 2799  
 Henry, T.J., McCarthy, D.W. 1993, *AJ*, 106, 773.  
 Kirkpatrick, J. Davy, Dahn, Conard C., Monet, David G., Reid, I. Neill, Gizis, John E., Liebert, James, Burgasser, Adam J. 2001, *AJ*, 121, 3235  
 Lineweaver, Ch. Grether, D. 2003, *ApJ*, 598, 1350L  
 LEBRETON, Y., FERNANDES, J., LEJEUNE, T. 2001, *A&A*, 374, 540  
 Liu, M.C., Fischer, D.A., Graham, J.R., Lloyd, J.P., Marcy, G.W., Butler, R.P. 2002, *ApJ*, 571, 519  
 Lowrance, P.J., McCarthy, C., Becklin, E.E. 1999, *ApJ*, 512, L69  
 Lowrance, P.J., Schneider, G., Kirkpatrick, J. D., et al. 2000, *ApJ*, 541, L390  
 Lu, J. 2004, personal communication  
 Masciadri, E., Mundt, R., Henning, Th., Alvarez, C., Barrado y Navascués, D. 2005, *ApJ*, 625, 1004  
 McCarthy, C., Zuckerman, B. 2004, *AJ*, 127, 2871  
 McCaughrean, M. J., Close, L. M., Scholz, R.-D., Lenzen, R., Biller, B., Brandner, W., Hartung, M., Lodieu, N. 2004, *A&A*, 413, 1029  
 Malkov, O., Piskunov, A., Zinnecker, H. 1998, *A&A*, 338, 452  
 Marcy, G., Butler, R. P., Fischer, D. A., & Vogt, S. S. 2003, in *ASP Conf. Ser., Scientific Frontiers in Research on Extrasolar Planets*, ed. D. Deming, & S. Seager (San Francisco: ASP)  
 Martín, E.L., Delfosse, X., Basri, G., Goldman, B., Forveille, Th., Zapatero Osorio, M. R. 1999, *AJ*, 118, 2466  
 Martín, E.L., Rebolo, R., Zapatero-Osorio, M.R. 1996, *ApJ*, 469, 706  
 Masciadri, E., Brandner, W., Bouy, H., Lenzen, R., Lagrange, A. M., Lacombe, F. 2003, *A&A*, 411, 157  
 Mazeh, T., Goldberg, D., Duquennoy, A., Mayor, M. 1992, *ApJ*, 401, 265  
 Nakajima, T., Oppenheimer, B. R., Kulkarni, S. R., Golimowski, D. A., Matthews, K., Durrance, S. T. 1995, *Nature*, 378, 463  
 Neuhäuser, R., Guenther, E. W., Petr, M. G., Brandner, W., Huéramo, N., Alves, J. 2000, *A&A*, 360, L39  
 Neuhäuser, R., Guenther, E.W., Alves, J., Huéramo, N., Ott, Th., Eckart, A. 2003, *Astronomische Nachrichten* 324, 535  
 Neuhäuser, R., Guenther, E. W. 2004, *A&A*, 420, 647  
 Neuhäuser, R., Guenther, E.W., Wuchterl, G., Mugrauer, M., Bedalov, A. 2004b, *A&A*, 435, L13  
 Patience, J., Ghez, A.M., Reid, I.N., Weinberger, A.J., Matthews, K. 1998, *AJ*, 115, 1972  
 Paulson, D.B., Saar, S.H., Cochran, W.D., Hatzes, A.P. 2002, *AJ*, 124, 572  
 Paulson, D.B., Sneden, Ch., Cochran, W.D. 2003, *AJ*, 125, 3185  
 Paulson, D.B., Cochran, W.D., Hatzes, A.P. 2004 *AJ*, 127, 3579.  
 Perryman, M. A. C., Brown, A. G. A., Lebreton, Y., Gomez, A., Turon, C., de Strobel, G. Cayrel, Mermilliod, J. C., Robichon, N., Kovalevsky, J., Crifo, F. 1998, *A&A*, 331, 81  
 Potter, D., Martín, E. L., Cushing, M. C., Baudoz, P., Brandner, W., Guyon, O., Neuhäuser, R. 2002, *ApJ*, 567, L133  
 Reid, I. Neill, Hawley, Suzanne L., Gizis, John E. 1995, *AJ*, 110, 1838  
 Santos, N. C., Israelian, G., Mayor, M. 2004, *A&A*, 415, 1153  
 Seifahrt, A., Guenther, E., Neuhäuser, R., 2004, *A&ASubmitted*  
 Stern, S.A. 1994, *AJ*, 108, 2312  
 Tinney, C. G., Reid, I. N. 1998, *MNRAS*, 301, 1031  
 Torres, G., Stefanik, R.P., Latham, D.W. 1997, *ApJ*, 474, 256  
 Udry, S., Mayor, M., Naef, D., Pepe, F., Queloz, D., Santos, N. C., Burnet, M. 2002, *A&A*, 390, 267  
 Wizinowich, P.L., Acton, D.S., Lai, O., Gathright, J., Lupton, W., Stomski, P.J. *Proc. SPIE*, 4007, 64

- Wuchterl, G., Tscharnuter, W.M. 2003, *A&A*, 398, 1081  
Zapatero Osorio, M.R., Lane, B.F., Pavlenko, Ya., Martín,  
E.L., Britton, M., Kulkarni, S.R. 2004, *ApJ*, 615, 958  
Zucker, Sh., Mazeh, T. 2000, *ApJ*, 531, L67  
Zucker, Sh., Mazeh, T. 2001, *ApJ*, 562, 1038