

Induced two-photon decay of 2s level and the rate of cosmological hydrogen recombination

J. Chluba¹ and R.A. Sunyaev^{1,2}

¹ Max-Planck-Institut für Astrophysik, Karl-Schwarzschild-Str. 1, 86740 Garching bei München, Germany

² Space Research Institute, Russian Academy of Sciences, Profsoyuznaya 84/32 Moscow, Russia

Received / Accepted

Abstract Induced emission of the softer photon slightly increases the two-photon decay rate of the 2s level of hydrogen defining the rate of cosmological recombination. Correspondingly this changes the degree of ionization, the visibility function and the resulting primordial temperature anisotropies and polarization of the CMB on the percent level. These changes exceed the precision of the widely used CMBFAST and CAMB codes by more than one order of magnitude and can be taken into account easily.

Key words. Cosmic Microwave Background: recombination, temperature anisotropies

1. Introduction

One of the key processes for the formation of the primordial temperature fluctuations of the cosmic microwave background (CMB) is the recombination of hydrogen, which at redshifts $z \sim 1100$ makes the Universe transparent for CMB photons. The time and duration of recombination directly influence the characteristics of the CMB anisotropies. Today line of sight Boltzmann codes like CMBFAST (Seljak & Zaldarriaga 1996) and CAMB (Lewis et al. 2000) are routinely used to calculate the power spectrum of the primordial temperature anisotropies with inclusion of many different physical processes in the early Universe. A precision of the solution to $\sim 0.1\%$ within the assumed models up to multipoles $l \sim 3000$ is reached. This level of precision is now certainly becoming necessary with the advent of space missions like WMAP, PLANCK and ground-based experiments such as ACT and SPT, which will allow us to measure the CMB temperature and polarization anisotropies with unprecedented accuracy and thereby open a possibility to determine the key parameters of the Universe with high precision.

Recently Dubrovich & Grachev (2005) have included details of the H^+ and He^+ ion populations and additional atomic processes in the dynamics of the standard recombination calculation (Seager et al. 1999, 2000), yielding corrections to the ionization degree of hydrogen on the level of percent and a significant acceleration of helium recombination. Furthermore Leung et al. (2004) have included the softening of the matter equation of state due to the

transition from completely ionized to neutral matter and found that the CMB temperature and polarization power spectra are affected on the level of percent at large multipoles. As they pointed out these corrections exceed the level of cosmic variance at multipoles $l \gtrsim 1000$ and therefore should be taken into account in high accuracy analysis of the CMB data. In this paper we wish to mention one additional physical process which changes the ionization degree of hydrogen in the Universe at any given moment of recombination on the level of percent.

It is generally accepted that the rate of recombination is mainly controlled by the two-photon decay of the metastable 2s level of hydrogen (Zeldovich et al. 1968; Peebles 1968; Seager et al. 2000). Here we discuss the influence of the simulated emission due to the presence of the low frequency photons of the CMB blackbody radiation. Below we present a simple calculation for the change of the two-photon decay rate, A_{2s1s} , of hydrogen with redshift and shortly discuss the consequences for the visibility function and CMB temperature and E -mode polarization power spectrum.

2. Induced $2s \rightarrow 1s$ two-photon transition of hydrogen during recombination

The rate for the $2s \rightarrow 1s$ two-photon transition of hydrogen, assuming no ambient photon field, has been calculated many times using different approaches (Breit & Teller 1940; Spitzer & Greenstein 1951; Goldman & Drake 1981; Goldman 1989). Most recently Labzowsky et al. (2005) gave a value of $A_{2s1s} = 8.2206 \text{ s}^{-1}$ for the total transition rate, which on the level of 0.1% agrees with

Send offprint requests to: J. Chluba,
e-mail: jchluba@mpe-garching.mpg.de

a more simple calculation based on the method used by Spitzer & Greenstein (1951). In this paper we use this simplified approach and include induced effects in the calculation of the hydrogen two-photon decay rate within the context of hydrogen recombination. A similar calculation can be used to include the effects of induced two-photon decay for helium recombination.

The total transition rate, assuming no ambient radiation field, can be given by

$$A_{2s1s} = \frac{A_0}{2} \int_0^1 \phi(y) dy, \quad (1)$$

with $A_0 = 9\alpha^6 cR/2^{10} \approx 4.3663 \text{ s}^{-1}$, where α is the fine structure constant, c is the speed of light and R is the Rydberg constant for hydrogen. In equation (1) $\phi(y) dy$ is proportional to the probability for emitting one photon at frequency $y = \nu/\nu_0$ in the range $dy = d\nu/\nu_0$, where ν_0 is the frequency of a Lyman- α photon, with energy $\sim 10.2 \text{ eV}$, while the second photon is emitted at $y' = 1 - y = [\nu_0 - \nu]/\nu_0$. The factor of $1/2$ is required, since there are two photons, and each pair is counted twice. The function $\phi(y)$ is defined in the paper of Spitzer & Greenstein (1951) (cf. Eq. 3), which nowadays can be easily calculated numerically.

In the presence of an ambient radiation field with occupation number $n(\nu)$ the total transition rate is given by the expression

$$A_{2s1s}^{\text{ind}} = \frac{A_0}{2} \int_0^1 \phi(y)[1 + n(\nu)][1 + n(\nu_0 - \nu)] dy, \quad (2)$$

where the factors of $1 + n$ account for the effect of Bose-bunching. In the context of recombination the radiation field is given by a blackbody spectrum, for which the occupation number is $n(\nu) = 1/[e^{h\nu/k_B T} - 1]$, with the photon temperature $T = T_0(1 + z)$, where $T_0 = 2.725 \pm 0.001 \text{ K}$ (Fixsen & Mather 2002). The relation between $h\nu/k_B T \equiv x$ and y is given by

$$x = \frac{43455}{1 + z} y \stackrel{z=1100}{\approx} 40 y. \quad (3)$$

Figure 1 shows the comparison of the integrands of (1) and (2). Due to induced effect the probability to emit one soft photon ($y \sim 0$) and at the same time the other close to the Lyman- α frequency ($y \sim 1$) is enhanced. This enhancement due to the change of x with time depends on the redshift. At sufficiently small redshifts induced effects become negligible.

One can examine the behavior of $\phi(y)$ for $y \ll 1$ a bit closer by using the analytic fit as given by Nussbaumer & Schmutz (1984). With this one obtains

$$\phi(y) = C [w(1 - 4^\gamma w^\gamma) + \alpha w^{\beta+\gamma} 4^\gamma], \quad (4)$$

with $w = y[1 - y]$, $C = 46.26$, $\alpha = 0.88$, $\beta = 1.53$ and $\gamma = 0.8$ (note that their normalization constant C was

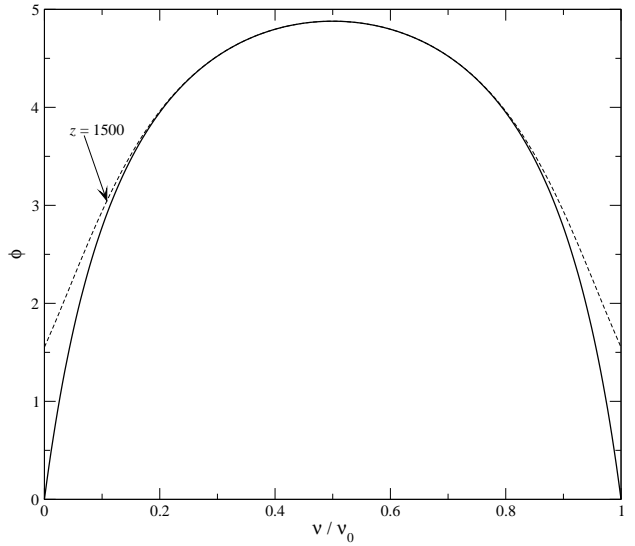


Figure 1. Two-photon 2s decay of hydrogen: the solid line shows the two-photon probability distribution, $\phi(y)$, as given in Spitzer & Greenstein (1951) assuming no ambient radiation field. In contrast to this the dashed line includes the effects of induced emission due to the presence of the CMB at a redshift of $z = 1500$.

defined differently). With this the integrands of equations (1) and (2) around $y \sim 0$ can be expressed as

$$\phi(y) \approx C y [1 - 3.03 y^{0.8}] \quad (5a)$$

$$\phi^{\text{ind}}(y) \approx \frac{C}{\kappa} \left[1 - 3.03 y^{0.8} + \frac{\kappa - 2}{2} y \right], \quad (5b)$$

respectively, where here we introduced

$$\kappa = \frac{43455}{1 + z}. \quad (6)$$

These approximations should be accurate within a few percent for $y \leq 0.05$.

Here it is important that $\phi(y)$ vanishes like $\phi(y) \sim y$ for $y \rightarrow 0$. Since in this limit $n(\nu) \sim 1/y$ the product $\phi(y)n(\nu)$ is finite. Therefore it is not necessary to introduce a low frequency cut-off in the integral (2).

From (5) one can also deduce the contribution of the low frequency part to the total two-photon decay rate. Integrating from zero up to $y_m \leq 0.05$ one finds

$$A_{2s1s}(y_m) \approx 101 y_m^2 [1 - 2.16 y_m^{0.8}] \text{ s}^{-1} \quad (7a)$$

$$A_{2s1s}^{\text{ind}}(y_m) \approx \frac{202}{\kappa} y_m \left[1 - 1.68 y_m^{0.8} + \frac{\kappa - 2}{4} y_m \right] \text{ s}^{-1}. \quad (7b)$$

Due to the symmetry of $\phi(y)$ around $y = 1/2$ one can apply the approximations (5) and (7) also to the case $y \rightarrow 1$ by simply replacing $y \rightarrow 1 - y$.

If one assumes that photons very close to the center of the Lyman- α line cannot escape then this reduces the contribution of the two-photon decay to the effective rate of recombination, since the trapped photons prevent the

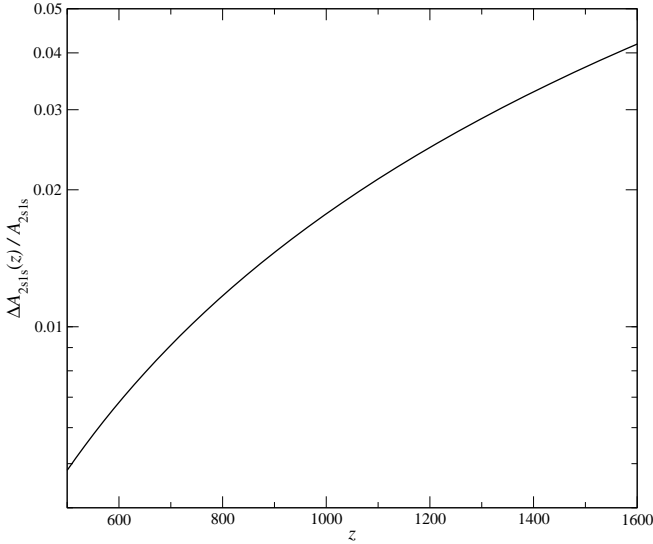


Figure 2. Redshift dependence of the relative change of the total two-photon transition rate of hydrogen, $[A_{2s1s}^{\text{ind}} - A_{2s1s}]/A_{2s1s}$ with $A_{2s1s} = 8.2206 \text{ s}^{-1}$, in the context of recombination using Eq. (2).

corresponding act of recombination. If as an example at redshift $z = 1100$ photons within 1% (5%) of the central frequency of the Lyman- α line cannot escape then the effective two-photon decay rate (i.e. the rate which is used in the calculation of the recombination history) is smaller by $\sim 0.1\%$ ($\sim 2.5\%$) for the standard calculation of A_{2s1s} and by $\sim 0.6\%$ ($\sim 4\%$) for the calculation including both spontaneous and induced effects.

Since in general the contributions due to induced effects are on the level of percent, this estimate shows that the corrections to the two-photon decay rate we are discussing here can only be considered correct if the more energetic photons from the 2s two-photon decay within less than 1% of the Lyman- α line center are trapped. At redshift $z \sim 1100$ the Doppler width of the Lyman- α line is $\Delta\nu_D \sim 2.3 \times 10^{-5} \nu_0$. Our computations of the Lyman- α photon escape in the distant wings show that there is no significant diffusion back to the line center. Therefore this condition should be easily fulfilled, since a 1% distance from the line center corresponds to ~ 435 Doppler width. One should mention that the expected corrections connected with the Lamb-shift are much smaller.

In Figure 2 we present the redshift dependence of the relative change of the total two-photon transition rate of hydrogen in the context of recombination using equation (2). A simple fit to this function, which within $\lesssim 1\%$ accuracy is applicable in the redshift range $500 \leq z \leq 2500$, can be given by the expression

$$\frac{A_{2s1s}^{\text{ind}} - A_{2s1s}}{A_{2s1s}} = 1.181 \times 10^{-3} \chi + 2.177 \times 10^{-2} \chi^2 - 1.958 \times 10^{-3} \chi^3, \quad (8)$$

with $\chi = (1+z)/1100$. The main correction is scaling as $\propto (1+z)^2$. The total correction exceeds the percent level for $z \gtrsim 700$.

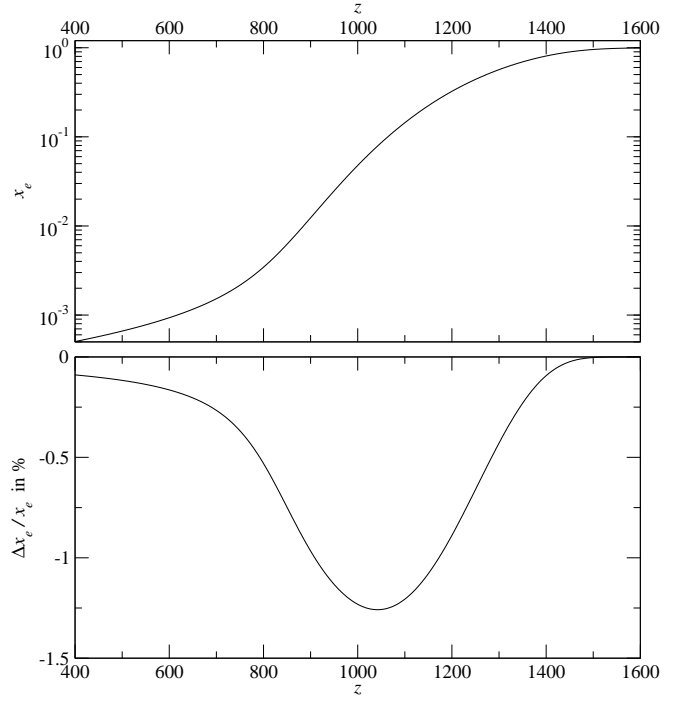


Figure 3. Ionization fraction, $x_e = N_e/N_H$, and the relative change due to the inclusion of induced two-photon emission for the WMAP concordance model. Here N_e and N_H are the free electron and hydrogen number densities, respectively.

The rate for the inverse process can be immediately found from equation (2) using the principle of detailed balance. In thermodynamic equilibrium the ratio of the population of the 1s and 2s levels is given by $N_{2s}/N_{1s} = \exp(-E_{21}/k_B T)$, where $E_{21} = 10.2 \text{ eV}$. Therefore the rate for the inverse process is given by $A_{1s2s} = A_{2s1s}^{\text{ind}} \exp(-E_{21}/k_B T)$. However, during the period of recombination, which is most relevant for the CMB anisotropies, the inverse process is negligibly small.

3. Changes of the ionization fraction, visibility function and power spectra

It is straightforward to include the redshift dependence of the 2s two-photon transition rate into the CMBFAST code using the approximation (8). One only has to replace the standard two-photon decay rate A_{1s2s} by $A_{1s2s}^{\text{ind}}(z)$. With this one can calculate the changes in the ionization fraction, the visibility function, $\mathcal{V}(z) = \exp(-\tau) d\tau/d\eta$ (Sunyaev & Zeldovich 1970), where τ is the Thomson optical depth and η is the conformal time, and the temperature and E-mode polarization power spectra for the WMAP concordance model (Bennett et al. 2003).

In Figure 3 we have presented the redshift dependence of the ionization fraction and the corresponding change due to the inclusion of induced two-photon emission for the WMAP concordance model using a modified version of CMBFAST. The ionization fraction is affected by a few percent with a maximal relative difference of $\sim -1.3\%$

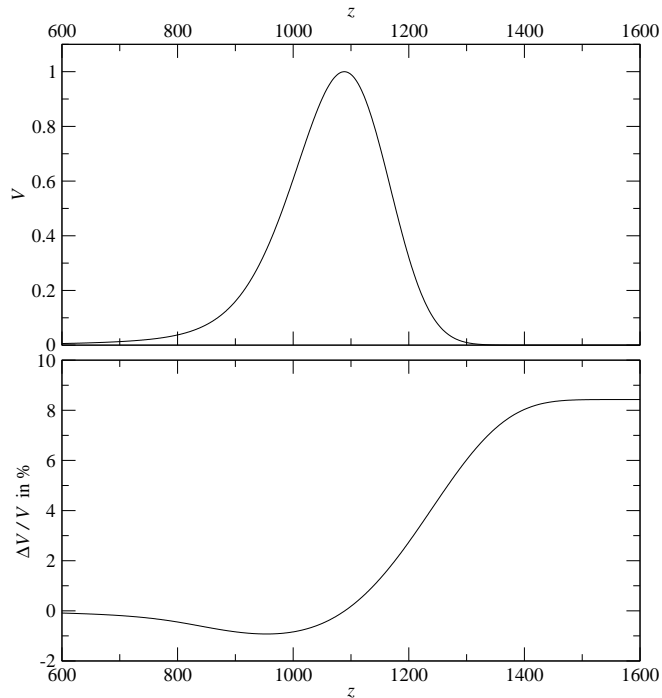


Figure 4. Visibility function, $\mathcal{V}(z) = \exp(-\tau) d\tau/d\eta$, and the relative change due to the inclusion of induced two-photon emission for the WMAP concordance model. The amplitude of $\mathcal{V}(z)$ is normalized, such that the maximum is 1.

at $z \sim 1050$. Because the total two-photon decay rate is slightly larger than in the standard calculation recombination occurs a bit faster.

In Figure 4 we show the results obtained for the visibility function. At redshifts much below the maximum at $z_{\text{dec}} = 1089 \pm 1$ (Bennett et al. 2003) the visibility function is affected by less than percent, whereas for $z \gg z_{\text{dec}}$ the change reaches 8%. The position of the maximum and the width of the visibility function are both affected on a level below one percent.

In Figure 5 we give the results obtained for the temperature and E -mode polarization power spectra. Again the changes due to induced two-photon emission are on the level of percent, with an increase towards smaller scales. The amplitude of the change of the polarization power spectrum is roughly a factor of 2 larger than for the temperature power spectrum. Since recombination occurs slightly faster the action of Silk-damping (Silk 1968) is shorter leaving more power on small scales.

4. Conclusion

Due to induced two-photon decay of the hydrogen 2s level the rate of recombination is increased on the level of percent around the maximum of the visibility function. This increase results in changes of the ionization fraction, the visibility function and the temperature and polarization power spectra on the level of percent. These changes can be easily taken into account for future high accuracy anal-

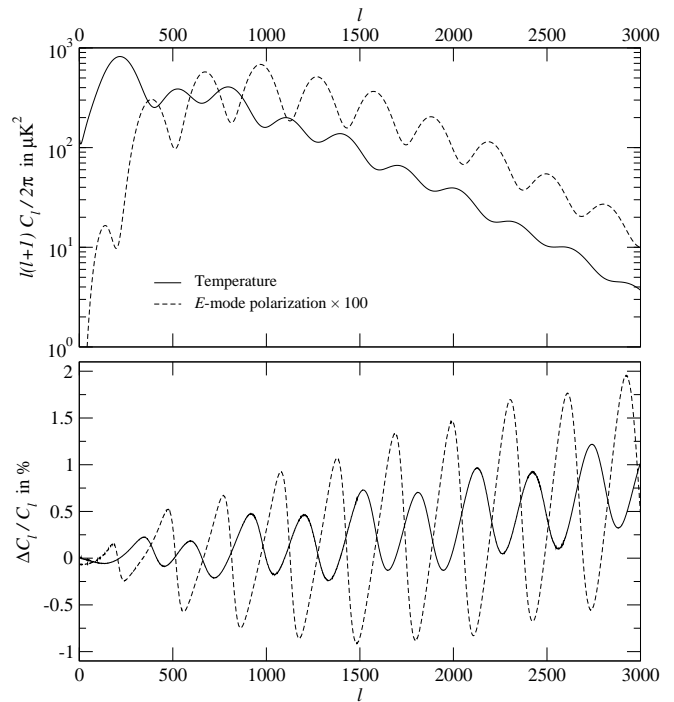


Figure 5. Temperature and E -mode polarization power spectra and their relative change due to the inclusion of induced two-photon emission for the WMAP concordance model.

ysis of CMB data using the approximation (8). Obviously induced two-photon decay should similarly influence the recombination of HeII and HeIII, but in that case the effects on the CMB power spectra are expected to be extremely small.

References

- Bennett, C. L., Halpern, M., Hinshaw, G., et al. 2003, *ApJS*, 148, 1
- Breit, G. & Teller, E. 1940, *ApJ*, 91, 215
- Dubrovich, V. K. & Grachev, S. I. 2005, *Astron. Lett.*, 31, 359
- Fixsen, D. J. & Mather, J. C. 2002, *ApJ*, 581, 817
- Goldman, S. P. 1989, *Phys. Rev. A*, 40, 1185
- Goldman, S. P. & Drake, G. W. F. 1981, *Phys. Rev. A*, 24, 183
- Labzowsky, L. N., Shonin, A. V., & Solov'yev, D. A. 2005, *Journal of Physics B Atomic Molecular Physics*, 38, 265
- Leung, P. K., Chan, C. W., & Chu, M.-C. 2004, *MNRAS*, 349, 632
- Lewis, A., Challinor, A., & Lasenby, A. 2000, *ApJ*, 538, 473
- Nussbaumer, H. & Schmutz, W. 1984, *A&A*, 138, 495
- Peebles, P. J. E. 1968, *ApJ*, 153, 1
- Seager, S., Sasselov, D. D., & Scott, D. 1999, *ApJ*, 523, L1
- . 2000, *ApJS*, 128, 407
- Seljak, U. & Zaldarriaga, M. 1996, *ApJ*, 469, 437
- Silk, J. 1968, *ApJ*, 151, 459

- Spitzer, L. J. & Greenstein, J. L. 1951, ApJ, 114, 407
Sunyaev, R. A. & Zeldovich, Y. B. 1970, Ap&SS, 7, 3
Zeldovich, Y. B., Kurt, V. G., & Syunyaev, R. A. 1968,
ZhETF, 55, 278