

# The aperture for UHE tau neutrinos of the Auger fluorescence detector using a Digital Elevation Map

Gennaro Miele<sup>a</sup>, Sergio Pastor<sup>b</sup>, Ofelia Pisanti<sup>a</sup>

<sup>a</sup>*Dipartimento di Scienze Fisiche, Università di Napoli “Federico II” and INFN  
Sezione di Napoli, Complesso Universitario di Monte S. Angelo, Via Cinthia,  
I-80126 Napoli, Italy*

<sup>b</sup>*Instituto de Física Corpuscular (CSIC-Universitat de València), Ed. Institutos de  
Investigación, Apdo. 22085, E-46071 Valencia, Spain*

---

## Abstract

We perform a new study of the chances of the fluorescence detector (FD) at the Pierre Auger Observatory (PAO) to detect the tau leptons produced by Earth-skimming ultra high energy  $\nu_\tau$ 's. We present a new and more detailed evaluation of the effective aperture of the FD that takes into account the real elevation profile of the area near PAO and considers a reliable fiducial volume for the experimental set up. We find a significant increase in the number of expected events with respect to the predictions of a previous semi-analytical determination, and our results show the enhancement effect for neutrino detection from the presence of the near mountains.

*Key words:*

*PACS:* 95.85.Ry, 13.15.+g, 96.40.Tv, 95.55.Vj, 13.35.Dx

---

Neutrinos constitute one of the components of the cosmic radiation in the ultra high energy (UHE) regime. Since we have detected ultra high energy cosmic rays (UHECR), the presence of a secondary UHE neutrino flux is guaranteed as a result of the  $\pi$ -photoproduction, due to the interaction of hadronic UHECR with the cosmic microwave background. The detection of these *cosmogenic neutrinos* [1,2], in addition to a possible primary neutrino flux, would provide precious information on the physics and position of their powerful astrophysical sources. On the other hand, copious neutrino fluxes are also predicted in more exotic *top-down* scenarios where relic massive particles, produced at the first moments of the Universe, decay into UHE lighter particles, among which neutrinos and photons are expected. In any case, the detection of UHE

neutrinos would significantly contribute to unveiling the still unknown origin of UHECR.

Due to the very low expected fluxes and the small neutrino-nucleon cross section, neutrinos with energies of the order of  $10^{18}$  eV and larger are hardly detectable even in the new generation of giant array detectors for cosmic radiation, like the Pierre Auger Observatory (PAO) [3,4]. The detection of UHE neutrinos inducing inclined air showers was recently reviewed in [5]. In particular, a promising strategy concerning the detection of the tau leptons produced by Earth-skimming UHE  $\nu_\tau$ 's has been analyzed in a series of papers [6]–[17]. UHE  $\tau$ 's, with energies in the range  $10^{18-21}$  eV, have a decay length not much larger than the corresponding interaction range. Thus, if a UHE  $\nu_\tau$  crosses the Earth almost horizontally (Earth-skimming) and interacts in the rock, the produced  $\tau$  has a chance to emerge from the surface and decay in the atmosphere, producing a shower that in principle can be detected as an up-going or almost horizontal event.

The aim of this letter is to perform a realistic estimate of the effective aperture of the fluorescence detector (FD) at PAO to Earth-skimming UHE  $\nu_\tau$ 's. A calculation of the number of possible up-going  $\tau$  showers detectable with the FD has already been performed in ref. [15] by using a semi-analytical computation. Our analysis improves the approach of this last work by using a Digital Elevation Map (DEM) of the area around PAO, which allows us to take into account a real sample of possible  $\nu_\tau/\tau$  tracks crossing the fiducial volume of PAO.

A detailed DEM of the Earth surface is provided by ASTER (Advanced Spaceborne Thermal Emission and Reflection Radiometer) [18] which is an imaging instrument that is flying on Terra, a satellite launched in December 1999 as part of NASA's Earth Observing System. The available elevation map, GTOPO30, is a global digital model where the elevations are regularly spaced at 30-arc seconds. We show in Fig. 1 a 3D map of the relevant region around PAO. We will use this DEM to produce a realistic and statistically significant sample of possible  $\nu_\tau/\tau$  tracks crossing the fiducial volume of PAO, that will be used later to evaluate the real aperture of FD at PAO.

We will define the PAO *fiducial* volume as that limited by the the six lateral surfaces  $\Sigma_a$  (the subindex  $a = W, E, N, S, U$  and  $D$  labels each surface through its orientation: West, East, North, South, Up, and Down), and with  $\Omega_a \equiv (\theta_a, \phi_a)$  a generic direction of a track entering  $\Sigma_a$ , as shown in Fig. 2. We have considered a simplified PAO area, given by a  $50 \times 60$  km rectangle (an approximation to the real one, see ref. [4]), while the height of the fiducial volume was fixed to 10 km in order to be within the range of detection of the FD eyes. This is a conservative estimate, since we expect that the effective fiducial volume for the detection at the FD will be larger.

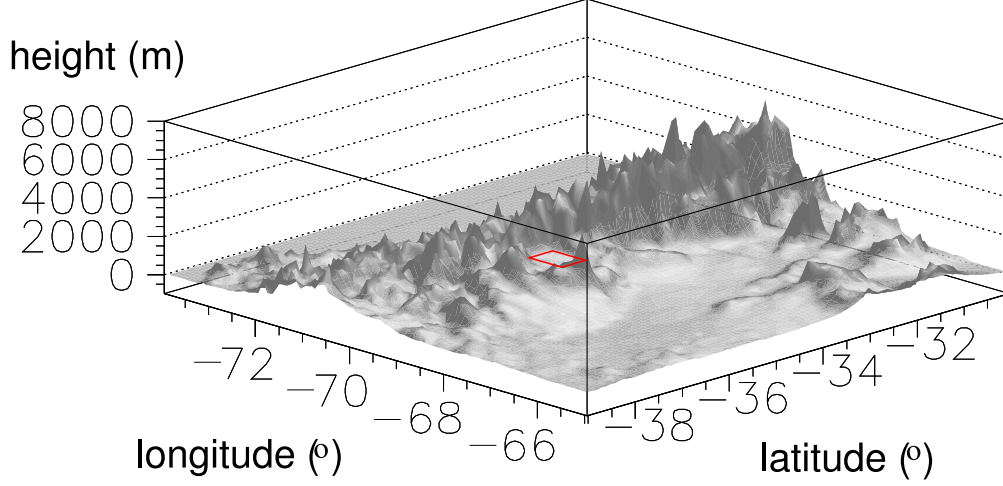


Fig. 1. A 3D map in longitude and latitude of the area around PAO with the elevation (not to scale) expressed in meters. The PAO position and surface, approximated to a rectangle, is indicated in red.

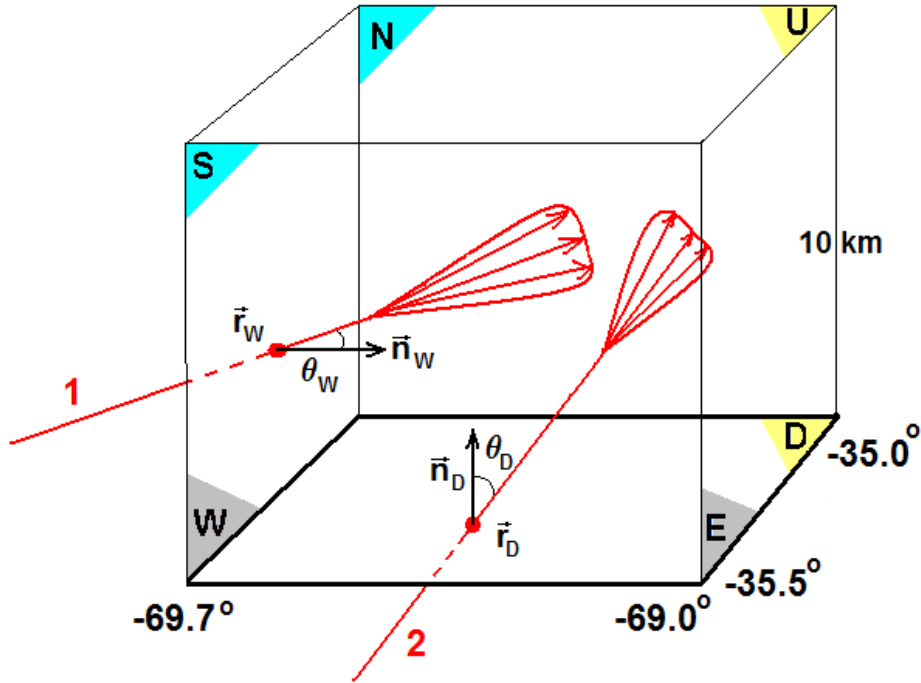


Fig. 2. A simplified scheme of the PAO fiducial volume is represented (height not to scale). The lateral surfaces are labelled by their orientation. Two examples of entering tracks are also shown.

Let  $\Phi_\nu$  be an isotropic flux of  $\nu_\tau + \bar{\nu}_\tau$ . By generalizing the formalism developed in ref. [13], the number of  $\tau$  leptons emerging from the Earth surface with energy  $E_\tau$ , going through  $\Sigma_a$  and showering in the fiducial volume per unit of time (thus potentially detectable by the FD), is given by

$$\left(\frac{dN_\tau}{dt}\right)_a = D \int d\Omega_a \int dS_a \int dE_\nu \frac{d\Phi_\nu(E_\nu)}{dE_\nu d\Omega_a} \times \int dE_\tau \epsilon(E_\tau) \cos(\theta_a) K_a(E_\nu, E_\tau; \vec{r}_a, \Omega_a) , \quad (1)$$

where  $D$  is the duty cycle and  $\epsilon(E_\tau)$  is the detection efficiency of the FD, respectively [3]. The minimum energy for the  $\tau$  leptons,  $10^{18}$  eV, is chosen taking into account the energy threshold for the fluorescence process [15]. The kernel  $K_a(E_\nu, E_\tau; \vec{r}_a, \Omega_a)$  is the probability that an incoming neutrino crossing the Earth with energy  $E_\nu$  and direction  $\Omega_a$ , produces a lepton emerging with energy  $E_\tau$ , which enters the fiducial volume through the lateral surface  $dS_a$  at the position  $\vec{r}_a$  and decays inside this volume (see Fig. 2 for the angle definition). In Eq. (1), due to the very high energy of  $\nu_\tau$ , we can assume that in the process  $\nu_\tau + N \rightarrow \tau + X$  the charged lepton is produced along the neutrino direction.

As already shown in details in ref. [15], this process can occur if the following conditions are fulfilled,

- 1) the  $\nu_\tau$  with energy  $E_\nu$  has to survive along a distance  $z$  through the Earth;
- 2) the neutrino converts into a  $\tau$  in the interval  $z, z + dz$ ;
- 3) the created  $\tau$  emerges from the Earth before decaying with energy  $E_\tau$ ;
- 4) the  $\tau$  lepton enters the fiducial volume through the lateral surface  $\Sigma_a$  at the point  $\vec{r}_a$  and decays inside this volume.

1) The probability  $P_1$  that a neutrino with energy  $E_\nu$  crossing the Earth survives up to a certain distance  $z$  inside the rock is

$$P_1 = \exp \left\{ -\frac{z}{\lambda_{CC}^\nu(E_\nu)} \right\} , \quad (2)$$

where

$$\lambda_{CC}^\nu(E_\nu) = \frac{1}{\sigma_{CC}^{\nu N}(E_\nu) \varrho_s N_A} \quad (3)$$

is the charged current (CC) interaction length in rock ( $\varrho_s \simeq 2.65$  g/cm<sup>3</sup>). A detailed discussion of an updated evaluation of the neutrino-nucleon cross section,  $\sigma_{CC}^{\nu N}(E_\nu)$ , can be found in ref. [15]. The dependence of  $\lambda_{CC}^\nu$  on the particular track direction can be safely neglected, since it is well known that the interesting events are almost horizontal and thus the experienced Earth density is essentially<sup>1</sup> equal to  $\varrho_s$ .

---

<sup>1</sup> We neglect the fact that UHE neutrinos may traverse a significant amount of water (as those from the West), which could enhance the arrival of UHE tau neutrinos at the largest energies, see e.g. [14].

2) The probability for  $\nu_\tau \rightarrow \tau$  conversion in the interval  $[z, z + dz]$  is

$$P_2 dz = \frac{dz}{\lambda_{CC}^\nu(E_\nu)} . \quad (4)$$

3) The probability  $P_c$  that a charged lepton survives as it loses its energy travelling through the Earth is described by the coupled differential equations

$$\frac{dP_c}{dz} = -\frac{m_\tau}{c \tau_\tau E_\tau} P_c , \quad (5)$$

$$\frac{dE_\tau}{dz} = -(\beta_\tau + \gamma_\tau E_\tau) E_\tau \varrho_s . \quad (6)$$

Here  $m_\tau = 1.77$  GeV,  $\tau_\tau \simeq 3.4 \times 10^{-13}$  s denotes the  $\tau$  mean lifetime, whereas the parameters  $\beta_\tau \simeq 0.71 \times 10^{-6}$  cm<sup>2</sup> g<sup>-1</sup> and  $\gamma_\tau \simeq 0.35 \times 10^{-18}$  cm<sup>2</sup> g<sup>-1</sup> GeV<sup>-1</sup>, as discussed in ref. [15], fairly describe the  $\tau$  energy loss in matter (for further references and a recent discussion, see [19]). We denote the transferred energy as  $E_\tau^0 = E_\tau^0(E_\nu) = (1 - \langle y_{CC} \rangle) E_\nu$  (see ref. [15] for details). By solving Eq.s (5) and (6) at the emerging point on the Earth surface one has

$$P_c = (F(E_\nu, E_\tau))^\omega \exp \left\{ -\frac{m_\tau}{c \tau_\tau \beta_\tau \varrho_s} \left( \frac{1}{E_\tau} - \frac{1}{E_\tau^0(E_\nu)} \right) \right\} , \quad (7)$$

$$E_\tau = \frac{\beta_\tau E_\tau^0(E_\nu) \exp \{ -\varrho_s \beta_\tau (z_{\max} - z) \}}{\beta_\tau + \gamma_\tau E_\tau^0(E_\nu) (1 - \exp \{ -\varrho_s \beta_\tau (z_{\max} - z) \})} , \quad (8)$$

where

$$F(E_\nu, E_\tau) \equiv \frac{E_\tau^0(E_\nu)(\beta_\tau + \gamma_\tau E_\tau)}{E_\tau(\beta_\tau + \gamma_\tau E_\tau^0(E_\nu))} , \quad \omega \equiv \frac{m_\tau \gamma_\tau}{c \tau_\tau \beta_\tau^2 \varrho_s} . \quad (9)$$

The quantity  $z_{\max} = z_{\max}(\vec{r}_a, \Omega_a)$  represents the total length in rock for a given track entering the lateral surface  $\Sigma_a$  of the fiducial volume at the point  $\vec{r}_a$  and with direction  $\Omega_a$ .

The energy  $E_\tau$  of the exiting lepton must be consistent with Eq. (8). This condition is enforced by the presence of a  $\delta$ -function in the final expression of the probability  $P_3$ ,

$$P_3 = P_c \delta \left( E_\tau - \frac{\beta_\tau E_\tau^0(E_\nu) \exp \{ -\varrho_s \beta_\tau (z_{\max} - z) \}}{\beta_\tau + \gamma_\tau E_\tau^0(E_\nu) (1 - \exp \{ -\varrho_s \beta_\tau (z_{\max} - z) \})} \right) . \quad (10)$$

4) Once the  $\tau$  lepton has emerged from the Earth surface, its showering probability is determined by the total distance it has to travel for reaching the

fiducial volume. If we denote with  $\lambda_{\text{out}} = \lambda_{\text{out}}(\vec{r}_a, \Omega_a)$  the total length travelled in the atmosphere by the  $\tau$  before reaching the point  $\vec{r}_a$  on the surface  $\Sigma_a$ , and with  $\lambda_{\text{in}} = \lambda_{\text{in}}(\vec{r}_a, \Omega_a)$  the length of the intersection of the track with the fiducial volume, the decay probability inside the fiducial volume is given by

$$P_4 = \exp \left\{ -\frac{\lambda_{\text{out}} m_\tau}{c\tau_\tau E_\tau} \right\} \left( 1 - \exp \left\{ -\frac{\lambda_{\text{in}} m_\tau}{c\tau_\tau E_\tau} \right\} \right) . \quad (11)$$

Collecting together the different probabilities in Eq.s (2), (4), (10) and (11), we have

$$K_a(E_\nu, E_\tau; \vec{r}_a, \Omega_a) = \int_0^{z_{\text{max}}} P_1 P_2 P_3 P_4 dz . \quad (12)$$

Since the flux can be reasonably assumed isotropic, namely

$$\frac{d\Phi_\nu(E_\nu)}{dE_\nu d\Omega_a} = \frac{d\Phi_\nu(E_\nu)}{dE_\nu d\Omega} \quad \forall a , \quad (13)$$

we can rewrite Eq. (1), summing over all the surfaces, as

$$\frac{dN_\tau}{dt} = D \int dE_\nu \frac{d\Phi_\nu(E_\nu)}{dE_\nu d\Omega} A(E_\nu) , \quad (14)$$

where the effective aperture  $A(E_\nu)$  is given by

$$A(E_\nu) \equiv \int dE_\tau K(E_\nu, E_\tau) , \quad (15)$$

and

$$\begin{aligned} K(E_\nu, E_\tau) &= \sum_a \int d\Omega_a \int dS_a \cos(\theta_a) \epsilon(E_\tau) K_a(E_\nu, E_\tau; \vec{r}_a, \Omega_a) \\ &= \sum_a \int d\Omega_a \int dS_a \cos(\theta_a) \epsilon(E_\tau) \int_0^{z_{\text{max}}} P_1 P_2 P_3 P_4 dz . \end{aligned} \quad (16)$$

In order to get the explicit expression for  $K(E_\nu, E_\tau)$  an extremely involved integration has to be performed, which requires the computation of all the properties for each track  $(\vec{r}_a, \Omega_a)$ , taking into account the DEM of the Auger site. To this aim a suitable approach is based on the following procedure: we use the available DEM of the Auger area to isotropically generate a large

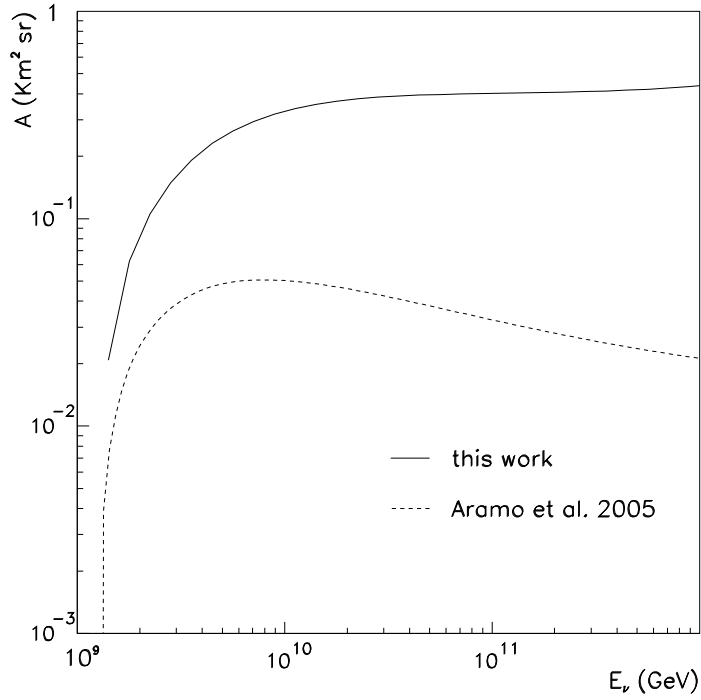


Fig. 3. The effective aperture  $A(E_\nu)$  defined in Eq. (15) is plotted versus the neutrino energy (solid line). The dashed line corresponds to the same quantity as obtained in ref. [15] for  $H = 30$  km.

number of oriented tracks (let us say  $N$ ) which cross the Auger fiducial volume. If we denote with  $N_a$  the subset of the  $N$  tracks which enter through surface  $\Sigma_a$ , then the kernel  $K(E_\nu, E_\tau)$  can be well approximated by the expression

$$K(E_\nu, E_\tau) \approx 2\pi \epsilon(E_\tau) \sum_a \frac{S_a}{N_a} \sum_{i_a=1}^{N_a} \cos(\theta_{i_a}) K_a(E_\nu, E_\tau; \vec{r}_{i_a}, \Omega_{i_a}) . \quad (17)$$

We show in Fig. 3 the aperture  $A(E_\nu)$  as a function of the neutrino energy (solid line), compared with the results of ref. [15] (dashed line). Remarkably, an enhancement factor approximately of one order of magnitude is found with respect to the semi-analytical results of ref. [15]. This is mainly due to the contribution of the almost horizontal events, crossing the fiducial volume but not emerging from the Earth surface through  $\Sigma_D$  (like track 1 in Fig. 2), which were not considered in references like [13,15], as shown by the decrease of the dashed line in Fig. 3 at high energies. .

We can use the expression in Eq. (14) to obtain the yearly number of  $\tau$  showering events at the FD of PAO (assuming a duty cycle  $D = 10\%$ ). In Table 1 these rates are reported for the same UHE neutrino fluxes considered in ref. [15], and described in a series of papers [20–26]. For each neutrino flux (fixed

	GZK-WB	GZK-L	GZK-H	NH	TD
Surface D	0.016	0.040	0.095	0.246	0.100
Surface S	0.012	0.037	0.098	0.214	0.094
Surface N	0.015	0.046	0.125	0.267	0.120
Surface W	0.022	0.066	0.181	0.380	0.174
Surface E	0.008	0.024	0.061	0.139	0.060
Total	0.074	0.213	0.560	1.245	0.548
Ref. [15]	0.02	0.04	0.09	0.25	0.11

Table 1

Yearly rate of Earth-skimming events at the FD for the different neutrino fluxes considered in ref. [15]. The number of  $\tau$ 's showering into the fiducial volume that enter through each lateral surface are reported, as well as the total number of events for each flux. For comparison, we include the corresponding results from ref. [15].

column), we list the total number of yearly events as well as the contributions from each lateral surface.

Some comments are in turn. The number of events crossing the bottom surface is in fair agreement with the previous analytical result of ref. [15]. However, the total number of events is a factor 4-6 larger (depending on the model considered), showing that the main contribution to the number of events is coming from almost horizontal showers, where the  $\tau$  emerges from Earth surface far away from the PAO fiducial volume and decays inside it. The enhancement factor depends on the different features of the fluxes used in the analysis. For example, for the three GZK models in Table 1, this factor ranges from 3.7 to 6.2, corresponding to a hardening of the differential fluxes in energy (see Figs. 1 and 2 of ref. [15]). Instead, the enhancement is roughly the same for the last two models in Table 1 despite the fact that they have a different spectrum in the high energy range, due to the suppression of the very high energy neutrino events which escape without showering.

As one can see from Table 1, a significant difference of almost a factor 3 in the number of events exists between the Surfaces W (facing the Andes) and E, which shows a *mountain* effect. This enhancement is mainly due to the largest amount of rock encountered by horizontal tracks coming from the west side. Moreover, a similar but smaller effect (of order  $\sim 20$ -25%) is also present in the difference between the number of events from the Surfaces N (facing the higher part of the *cordillera*) and S. In conclusion, the largest contribution through the surfaces E, W, S and N makes the total number of yearly Earth-skimming events larger than the previous estimates of ref. [15]. This in turn increases the detection chances of UHE  $\nu_\tau$  at the FD of PAO, which seem realistic even for conservative neutrino fluxes like GZK-WB, considering that



	GZK-WB	GZK-L	GZK-H	NH	TD
$\nu_e$	0.034	0.098	0.277	0.565	0.276
$\nu_\tau$	0.009	0.018	0.036	0.113	0.043
Total	0.043	0.116	0.313	0.678	0.319

Table 2

Yearly expected number of down-going events at the FD, due to the showering of  $\nu_e$  and  $\nu_\tau$  inside the PAO fiducial volume. The different predictions refer to the same fluxes of Table 1 and to a zenith angle larger than  $60^\circ$ .

data will be taken over many years of observation.

In analogy with the analysis of ref. [15], we report in Table 2 the expected numbers of yearly down-going events at FD, produced by UHE  $\nu_e$  and  $\nu_\tau$  showering inside the fiducial volume<sup>2</sup>. The numbers are calculated in a similar way to the Earth-skimming case, but with a different kernel in Eq. (12),

$$K_a(E_{\nu_\alpha}, E_\alpha; \vec{r}_a, \Omega_a) = \delta(E_\alpha - E_\alpha^0(E_{\nu_\alpha})) P_1^{\nu_\alpha} P_2^{\nu_\alpha} \quad (18)$$

where  $\alpha = e, \tau$  and  $E_\alpha^0(E_{\nu_\alpha})$  is the transferred energy to the charged lepton. For a  $\nu_e$  we have

$$P_1^{\nu_e} = \exp \left\{ -\frac{\lambda_{\text{out}}}{\lambda_{CC}^\nu(E_{\nu_e})} \right\}$$

$$P_2^{\nu_e} = \int_0^{\lambda_{\text{in}}} dz \frac{\exp \{ -z/\lambda_{CC}^\nu(E_{\nu_e}) \}}{\lambda_{CC}^\nu(E_{\nu_e})} = 1 - \exp \left\{ -\frac{\lambda_{\text{in}}}{\lambda_{CC}^\nu(E_{\nu_e})} \right\}, \quad (19)$$

which take into account the probability that the neutrino survives until the fiducial volume producing an electron which initiates a shower inside the detector. Instead, for a  $\nu_\tau$  we have

$$P_1^{\nu_\tau} = 1 - \exp \left\{ -\frac{\lambda_{\text{in}} m_\tau}{c\tau_\tau E_\tau} \right\}$$

$$P_2^{\nu_\tau} = \int_0^{\lambda_{\text{out}}} dz \frac{\exp \{ -z/\lambda_{CC}^\nu(E_{\nu_\tau}) \} \exp \{ -(\lambda_{\text{out}} - z) m_\tau/(c\tau_\tau E_\tau) \}}{\lambda_{CC}^\nu(E_{\nu_\tau})}$$

$$= \frac{\exp \{ -\lambda_{\text{out}}/\lambda_{CC}^\nu(E_{\nu_\tau}) \} - \exp \{ -\lambda_{\text{out}} m_\tau/(c\tau_\tau E_\tau) \}}{[\lambda_{CC}^\nu(E_{\nu_\tau}) m_\tau/(c\tau_\tau E_\tau)] - 1}, \quad (20)$$

<sup>2</sup> From the study of  $\nu_e, \nu_\mu$ -induced shower in the atmosphere of ref. [27] it is argued that high energy  $\nu_\mu$ 's have a very small probability of inducing a shower before reaching the ground.

which take into account the probability that the neutrino produces a  $\tau$  which survives until the fiducial volume and initiates a shower inside the detector.

In this letter a new and more detailed computation of the aperture for Earth-skimming  $\nu_\tau$  of the fluorescence detector at the Pierre Auger Observatory has been performed. The evaluation has been carried out by using a more realistic approach which allows to take into account the real elevation profile of the area around PAO. The obtained results show an increase of the effective aperture, and correspondingly of the number of the expected events, with respect to the previous semi-analytical approach of ref. [15]. This larger result is mainly due to the contribution of almost horizontal Earth-skimming  $\tau$ 's, emerging from the Earth surface far away from PAO but decaying inside its fiducial volume. Remarkably the presence of mountains near PAO leads to an enhancement factor on the total number of events of the order 1.3-1.6. As previously shown (see e.g. the discussion in [5]), our results indicate that the number of UHE neutrino events at PAO is comparable for showers induced by down-going UHE neutrinos and by the decays of  $\tau$ 's produced by Earth-skimming UHE  $\nu_\tau$ 's.

Possible future improvements of the present work should take properly into account the response of the fluorescence detector, as well as the real geometry of the PAO area and the fact that some of the UHE  $\nu_\tau/\tau$  tracks could partly traverse water.

## Acknowledgments

We thank M. Ambrosio, F. Guarino and L. Perrone for useful discussions. This work was supported by a Spanish-Italian AI, the Spanish grants BFM2002-00345 and GV/05/017 of Generalitat Valenciana, as well as a CICYT-INFN agreement. SP was supported by a Ramón y Cajal contract of MEC.

## References

- [1] V.S. Berezinsky and G.T. Zatsepin, Phys. Lett. B **28** (1969) 423.
- [2] V.S. Berezinsky and G.T. Zatsepin, Sov. J. Nucl. Phys. **11** (1970) 111 [Yad. Fiz. **11** (1970) 200].
- [3] Pierre Auger Coll., *The Pierre Auger Project Design Report*, FERMILAB-PUB-96-024.
- [4] J. Abraham et al. [Pierre Auger Coll.], Nucl. Instrum. Meth. A **523** (2004) 50.

- [5] E. Zas, New J. Phys. **7** (2005) 130.
- [6] K.S. Capelle, J.W. Cronin, G. Parente and E. Zas, Astropart. Phys. **8** (1998) 321.
- [7] F. Halzen and D. Saltzberg, Phys. Rev. Lett. **81** (1998) 4305.
- [8] D. Fargion, A. Aiello and R. Conversano, contribution to ICRC 1999, Salt Lake City (August 1999) [astro-ph/9906450].
- [9] F. Becattini and S. Bottai, Astropart. Phys. **15** (2001) 323.
- [10] D. Fargion, Astrophys. J. **570** (2002) 909.
- [11] A. Letessier-Selvon, AIP Conf. Proc. **566** (2000) 157.
- [12] X. Bertou et al., Astropart. Phys. **17** (2002) 183.
- [13] J.L. Feng, P. Fisher, F. Wilczek and T.M. Yu, Phys. Rev. Lett. **88** (2002) 161102.
- [14] D. Fargion, P.G. De Sanctis Lucentini and M. De Santis, Astrophys. J. **613** (2004) 1285.
- [15] C. Aramo et al., Astropart. Phys. **23** (2005) 65.
- [16] Z. Cao, M.A. Huang, P. Sokolsky and Y. Hu, J. Phys. G **31** (2005) 571.
- [17] G. Miele, L. Perrone and O. Pisanti, Nucl. Phys. Proc. Suppl. **145** (2005) 347.
- [18] Details are available at <http://asterweb.jpl.nasa.gov/>
- [19] S.I. Dutta, Y. Huang and M.H. Reno, Phys. Rev. D **72** (2005) 013005.
- [20] E. Waxman and J.N. Bahcall, Phys. Rev. D **59** (1999) 023002.
- [21] O.E. Kalashev, V.A. Kuzmin and D.V. Semikoz, astro-ph/9911035.
- [22] O.E. Kalashev, V.A. Kuzmin and D.V. Semikoz, Mod. Phys. Lett. A **16** (2001) 2505.
- [23] O.E. Kalashev, V.A. Kuzmin, D.V. Semikoz and G. Sigl, Phys. Rev. D **66** (2002) 063004.
- [24] D.V. Semikoz and G. Sigl, JCAP **0404** (2004) 003.
- [25] M. Kachelriess, D.V. Semikoz and M.A. Tórtola, Phys. Rev. D **68** (2003) 043005.
- [26] P. Bhattacharjee and G. Sigl, Phys. Rept. **327** (2000) 109.
- [27] M. Ambrosio et al., Auger Note GAP-2003-013 [astro-ph/0302602].