

Observational constraints on hyperons in neutron stars

Benjamin D. Lackey, Mohit Nayyar, and Benjamin J. Owen

*Center for Gravitational Wave Physics, Institute for Gravitational Physics and Geometry,
Department of Physics, The Pennsylvania State University, University Park, PA 16802-6300*

(Dated: Id: paper.tex,v 1.27 2005/07/13 19:07:14 owen Exp)

The possibility that neutron stars may contain substantial hyperon populations has important implications for neutron star cooling and, through bulk viscosity, the viability of the r -modes of accreting neutron stars as sources of persistent gravitational waves. In conjunction with laboratory measurements of hypernuclei, astronomical observations were used by Glendenning and Moszkowski [Phys. Rev. Lett. **67**, 2414 (1991)] to constrain the properties of hyperonic equations of state within the framework of relativistic mean field theory. We revisit the problem, incorporating recent measurements of a high neutron star mass and a gravitational redshift. We find that only the stiffest of the relativistic hyperonic equations of state commonly used in the literature is compatible with the redshift. However, it is possible to construct a stiffer equation of state within the same framework which produces the observed redshift while satisfying the experimental constraints on hypernuclei. Nonrelativistic potential-based equations of state with hyperons are not constrained by the redshift, primarily due to a smaller stellar radius.

PACS numbers: 04.40.Dg, 97.60.Jd, 26.60.+c, 95.30.Sf

I. INTRODUCTION

The observed masses of neutron stars have been used for years to constrain theoretical predictions of the equation of state of degenerate matter at high density [1]. If an equation of state is “soft” (low pressure) at high density, the maximum mass of a stable star in general relativity is lower than for a “stiff” (high pressure) equation of state. The most massive observed neutron star then sets a limit on the softness of the equation of state. An accumulation of neutron star cooling observations favors (though not decisively) the presence of exotic particles such as hyperons in the cores of some neutron stars [2], which tends to soften the equation of state. Hyperonic couplings in a relativistic mean-field theory of dense matter can be constrained to a range of values based on the measured properties of Λ hypernuclei and the maximum neutron star mass [3]. This information is in turn useful for predictions of the bulk viscosity of hyperonic matter [4, 5], which has important implications for the viability of r -modes in accreting neutron stars as persistent sources of gravitational radiation [6]. Spurred by these implications and by new observations, we revisit the constraints on hyperonic equations of state.

First we consider the maximum mass. The most precise observations of neutron star masses come from radio pulsars in binaries, which are all measured with 95% confidence to be less than $1.5 M_\odot$ [7]. Accreting neutron stars are naturally expected to be more massive, and x-ray measurements have long suggested that this is so. The best case for decades has been Vela X-1 (4U 0900-40), with a most likely mass of about $1.8 M_\odot$ but with $1.5 M_\odot$ included in the 95% confidence interval [8]. However, this measurement is now known to be contaminated by oscillations of the high-mass main sequence companion [9]; and while more recent measurements [10, 11] can claim smaller statistical confidence intervals, they are still

subject to large and poorly quantified systematic errors. Thus $1.5 M_\odot$ has remained the constraint for many years.

More recent radio measurements of PSR J0751+1807 by Nice, Splaver, and Stairs [12, 13] yield a neutron-star mass greater than $1.6 M_\odot$ at the 95% confidence level. PSR J0751+1807 orbits a white dwarf which, unlike the main sequence star in Vela X-1, shows no evidence of oscillations. The orbital period is 6 hours, short enough that its decay due to gravitational radiation is observable. This provides a post-Keplerian parameter to disambiguate the two masses. Marginal detection of the Shapiro delay implies intermediate orbital inclination angles, and disambiguates the inclination angle (somewhat) from the mass of the neutron stars (see the figure in Ref. [13]). Further observations of the Shapiro delay of this system will further constrain the inclination angle, leading to a tighter 95% confidence interval on the neutron star mass. Thus the mass constraint on equations of state is now robustly about $1.6 M_\odot$ and may rise in the foreseeable future.

Another constraint is the measurement of a gravitational redshift by Cottam, Paerels, and Mendez [14]. The low-mass x-ray binary EXO0748-676 displayed several absorption lines (inferred from multiple x-ray burst spectra) consistent with a redshift $z = 0.35$. Estimates of numerous possible sources of error in the redshift amount to a total of no more than 5% [15], implying that equations of state should be ruled out if their maximum redshift is below about 0.33.

Qualitatively, it has been stated [14] that softer equations of state are disfavored by the redshift; here we make that quantitative. Like Glendenning and Moszkowski [3], we constrain the parameters of relativistic mean field theory between astronomical observation and hypernuclear experiment. Since there is a fairly large parameter space involved, most papers using the results of relativistic mean field theory use two canonical parameter sets

corresponding to a soft equation of state and a stiff equation of state. We find that the so-called stiff equation of state is actually the softest allowed (marginally) by the redshift observation if hyperons are present. However, it is possible to construct a stiffer equation of state that is compatible with hypernuclear measurements and consistent with the redshift observation. We also note that nonrelativistic potential-based equations of state are not greatly constrained by the redshift observation. For the relativistic mean field equations of state the redshift is the most constraining observation in terms of the allowed stiffness, while for the potential-based models the redshift and the mass are comparable. In an Appendix we provide tabulations of the new soft and stiff relativistic mean field theory equations of state.

II. EQUATIONS OF STATE

We consider two types of high-density equation of state in this paper. The first is the main focus of the paper, and the second is used for comparison to demonstrate model dependence.

The first is based on relativistic mean field theory and is discussed in detail in Ref. [1]. Here the low-energy strong nuclear interaction is modeled as the tree-level exchange of mesons between baryons (neutrons, protons, and possibly hyperons). The starting point is the construction of a relativistic Lagrangian, which is a sum of free-particle Dirac terms for the baryons and leptons, plus free-particle terms for the mesons (scalar σ , vector ω , and isovector ρ), plus interaction terms including tree-level meson-baryon interactions and perturbative self-interactions for the σ meson. This makes the theory a phenomenological low-energy effective field theory, although it has the advantage of being many-particle and relativistic by construction so that the sound speed never exceeds the speed of light. It also has a small number of parameters which can be fit simply to experiment; although this is a mixed blessing since the many numbers known from nuclear experiments must be distilled to a few. Mean field theory also has the disadvantage that it neglects correlations by construction.

Under the assumption that the bulk matter is (on a macroscopic scale) static and homogeneous, the fields are replaced by their mean values, time and spatial derivatives vanish, and the Euler-Lagrange equations take a form that is relatively simple to solve but is still somewhat lengthy and thus we do not reproduce it here. It is enough to state that the Euler-Lagrange equations in this approximation reduce to a set of coupled algebraic equations for the lepton and baryon Fermi momenta and the meson fields. These are combined with equations for generalized β -equilibrium, electric charge conservation, and conservation of baryon number to obtain the Fermi momenta and meson fields as functions of, for example, the total baryon number density. These are then used to construct the pressure and energy density, i.e. the equa-

tion of state.

The Euler-Lagrange equations feature five free parameters, which under certain assumptions are fit algebraically to numbers distilled from laboratory measurements of many finite nuclei: the saturation density, binding energy per nucleon and isospin asymmetry coefficient at saturation density, and the overall compressibility K and effective mass m^* of nucleons in the nuclear medium. The latter two are difficult to estimate from available data and are subject to systematic uncertainties, and thus papers using this set of equations of state typically treat a range of values for K (240–300 MeV) and m^* (0.70–0.80 times the nucleon mass m).

At roughly twice nuclear density in these equations of state, the neutron Fermi momentum is high enough to make hyperon production favorable in spite of the roughly 200 MeV/ c^2 mass difference. The hyperons of most interest are the Λ and Σ^- hyperons, which have the lowest masses and therefore are created at the lowest densities and occupy the largest fraction of the volume of a star. However, the other hyperons Σ^0 , Σ^+ , Ξ^- , and Ξ^0 also appear in small numbers at the very highest densities. Hyperons introduce more free parameters. The hyperon-meson couplings are assumed to be the same for all hyperons but are weaker than the nucleon-meson couplings by the ratios x_σ , x_ω , and x_ρ for the three mesons. The former two ratios are obtained algebraically from the measured binding of Λ hyperons in nuclear matter (double- Λ hypernuclei) and (more roughly) from hypernuclear energy levels, resulting in $x_\sigma \leq 0.72$ (usually taken to be $x_\sigma = 0.6$) and x_ω being determined as a function of x_σ and m^* . [Note that the first Table in Ref. [3] contains a typo which is repeated in Ref. [1]: the value of x_ω reading 0.568 should read 0.658, as can be seen by solving Eq. (5.59) of the latter reference.] The remaining ratio x_ρ is unconstrained by hypernuclear data, since the Λ is isospin neutral and the relevant Σ^- hypernuclear measurements are highly uncertain. As is standard practice, we set $x_\rho = x_\sigma$, although the final equation of state is rather insensitive to the precise value [1].

Numerically, we construct these equations of state using the methods of Ref. [1] as functions of the most uncertain parameters m^* , K , and x_σ . (The low density equation of state is the standard BPS model [16], but this has little effect on the mass-radius curve which is the subject of our work.) We use four fiducial equations of state: Three sets of values from Ref. [1] are already in common use in the literature: $K = 240$ MeV and $m^*/m = 0.78$, the softest choice which we denote H1; $K = 300$ MeV and $m^*/m = 0.78$, an intermediate choice denoted H2; and $K = 300$ MeV and $m^*/m = 0.70$, the stiffest of these equations of state denoted H3. All use $x_\sigma = 0.6$. In addition, we construct the stiffest such equation of state compatible with experimental data (H4) using $K = 300$ MeV, $m^*/m = 0.70$, and $x_\sigma = 0.72$. These parameter values are summarized in Table I. We also construct relativistic mean field equations of state without hyperons by artificially setting the hyperon masses to

TABLE I: Parameters for four fiducial hyperonic equations of state in relativistic mean field theory. Corresponding equations of state without hyperons (x_σ is then irrelevant) are denoted G1–G4, with G3 and G4 being identical.

Name	K (MeV)	m^*/m	x_σ
H1	240	0.78	0.60
H2	300	0.78	0.60
H3	300	0.70	0.60
H4	300	0.70	0.72

arbitrarily high values. These are denoted G1–G4 for the same parameters (note that G3 and G4 are identical).

The second type of equation of state is based on detailed modeling of the potentials observed in laboratory nuclei. It has the advantage of using more of the known experimental numbers than relativistic mean field theory, including correlations and scattering data. However, the fitting to experimental numbers is more involved, while there are in the end only a few numbers that characterize bulk matter and neutron star structure. These equations of state are few-body by construction and are fundamentally nonrelativistic, resulting in causality violation at high densities (the sound speed exceeds the speed of light). Reference [17] gives the canonical model (denoted APR), including up-to-date potentials, three-body interactions, and perturbative relativistic effects. Since we expect the recent observations to rule out softer equations of state, we also consider a very soft version of this type denoted BPAL12 in Ref. [18]. Since neither of these equations of state includes hyperons, we also consider the results of Balberg, Lichtenstadt, and Cook [19], who include hyperons in a similar model, and denote their equations of state as BLC1 (the softer) and BLC2 (the stiffer).

III. MAXIMUM MASS

General relativity predicts a maximum mass for a star stable to radial perturbations for a given equation of state. This is seen by solving the well-known Oppenheimer-Volkoff (OV) equations, which map a curve $p(\rho)$ (pressure as a function of energy density) onto a curve $M(R)$ (mass of the star as a function of radius). The gravitational mass M generically has a maximum, which rules out equations of state that are too soft to produce the observed masses. The tightest observational constraint at 95% confidence is now $1.6 M_\odot$ for PSR J0751+1807 [12, 13]. While PSR J0751+1807 has a 287 Hz rotation frequency [20], this is well below the mass-shedding limit for all equations of state and can be shown to increase the OV maximum mass (which assumes no rotation) by no more than about 2–3 percent [21].

We use a version of the OV equations due to Lind-

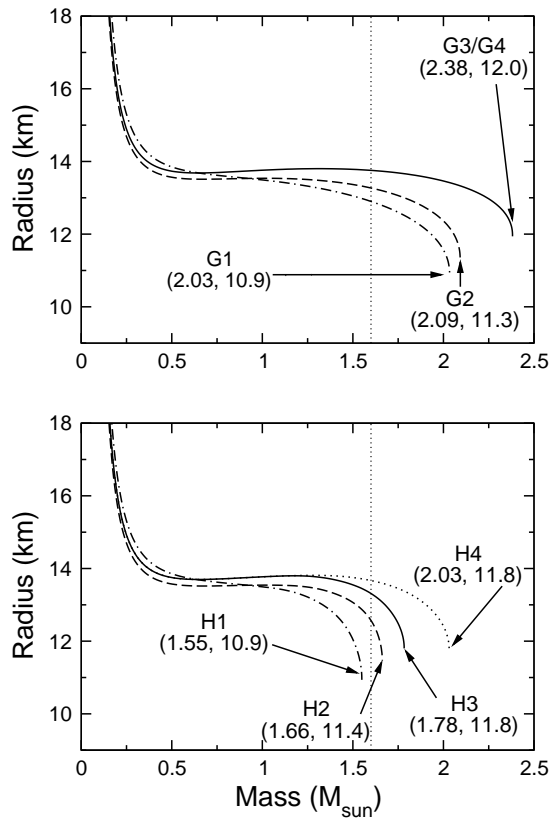


FIG. 1: Oppenheimer-Volkoff mass-radius curves for the fiducial relativistic mean field equations of state with hyperons (bottom) and without hyperons (top). The vertical line is the observational constraint $1.6 M_\odot$ from PSR J0751+1807. H1 is marginally consistent allowing for a small increase in maximum mass due to rotation and the imprecision of the constraint.

blom [22]:

$$\frac{dm}{dh} = -\frac{4\pi\rho(h)r(h)^3[r(h) - 2m(h)]}{m(h) + 4\pi r(h)^3 p(h)}, \quad (1)$$

$$\frac{dr}{dh} = -\frac{r(h)[r(h) - 2m(h)]}{m(h) + 4\pi r(h)^3 p(h)}, \quad (2)$$

using as independent variable the specific enthalpy

$$h(p) = \int_0^p dp' / \rho(p'). \quad (3)$$

Unlike the standard OV equations for $m(r)$ (the mass contained within a sphere of radius r) and $p(r)$, Lindblom's form does not suffer numerical difficulties near the surface of the star, which is simply and robustly defined by $h = 0$. We start by picking a central enthalpy and evaluating an analytical expansion of the equations at a point very close to the center of the star (where the equations are singular). We then integrate down to $h = 0$ and read off the total mass and radius of the star as $M = m(0)$ and $R = r(0)$.

In Fig. 1 we plot $R(M)$ for our fiducial relativistic mean field equations of state, with hyperons (bottom)

and without hyperons (top). All equations of state without hyperons are consistent with $1.6 M_{\odot}$. The softest one with hyperons (H1) has a maximum mass of $1.55 M_{\odot}$ and is nominally inconsistent with the 95% confidence limit of PSR J0751+1807. However, in practice H1 cannot be ruled out by this observation and must be considered marginally consistent because rotational corrections can increase the maximum mass 2–3% over the OV value and changing the confidence very slightly from 95% would bring it within the limit. At the 68% confidence level of Ref. [13] ($1.8 M_{\odot}$), only the stiffest equation of state with hyperons (H3) is marginally allowed, while again all equations of state without hyperons are allowed.

Of the potential-based equations of state (plotted in [17, 19]), BPAL12 is firmly ruled out with a maximum mass of $1.45 M_{\odot}$ (at a radius of 9.0 km). This is not too surprising, since BPAL12 was deliberately constructed with an artificially low compressibility $K = 120$ MeV as an extreme example. The hyperonic BLC1 equation of state has a maximum mass of $1.55 M_{\odot}$, which is marginally compatible with the observation. The stiffer BLC2 has a maximum mass of $1.75 M_{\odot}$, which is marginally compatible with the 68% confidence limit. APR stars have a maximum mass of $2.2 M_{\odot}$, compatible with all constraints.

IV. GRAVITATIONAL REDSHIFT

General relativity also predicts a redshift for photons leaving the surface of a star with a strong gravitational field. For a nonrotating star the redshift z obeys the relation

$$1 + z = \left(1 - \frac{2GM}{c^2 R}\right)^{-1/2}. \quad (4)$$

Since R decreases with M as M approaches its maximum for a stable star, z generically has a maximum for the maximum-mass star and an observation can rule out equations of state which cannot produce a strong enough redshift. Cottam, Paerels, and Mendez [14] have such an observation, a gravitational redshift $z = 0.35$ obtained by identifying several absorption lines in spectra constructed from multiple bursts from the low-mass x-ray binary EXO0748-676. Due to the number of consistent lines the result is robust, although there may be errors at the few percent level [15]. Pulsations from a more recent x-ray burst have inferred a rotation frequency of 45 Hz for the neutron star [23]. At this frequency rotational corrections to the redshift should be a fraction of a percent [15] and the nonrotating result suffices.

The redshift as a function of mass is plotted for the fiducial relativistic mean field equations of state in Fig. 2 and compared to the observational constraint from EXO0748-676. Without hyperons, all equations of state are consistent with $z = 0.35$ for masses greater than the $1.4 M_{\odot}$ typical of previous measurements, consistent with

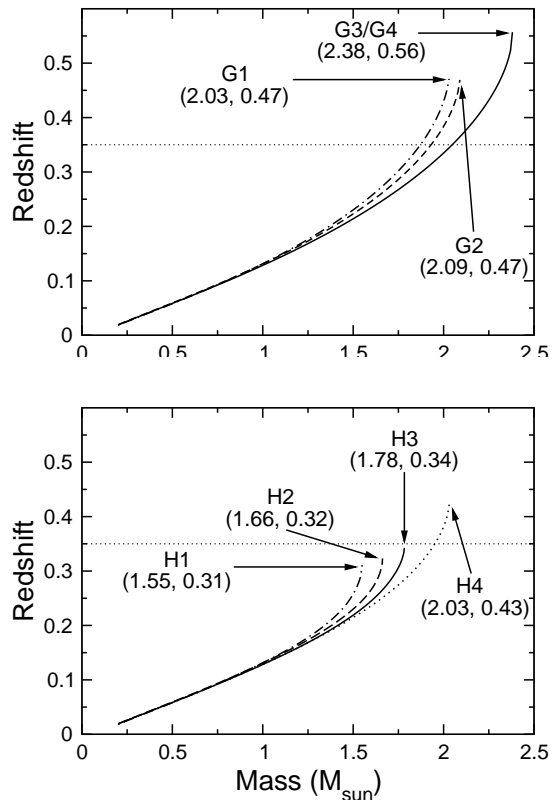


FIG. 2: Gravitational redshift vs. mass for relativistic mean field theory equations of state with hyperons (bottom) and without hyperons (top). The horizontal line is $z = 0.35$ measured for EXO0748-676. H1 and H2 are ruled out, even allowing for the estimated measurement errors. H3, formerly considered the “stiff” equation of state, is actually the softest compatible with the redshift.

the suspected higher masses of accreting stars in x-ray binaries. With hyperons, only the stiffest of the usual equations of state (H3) is marginally consistent with $z = 0.35$. Therefore we favor using H3 as the new “soft” equation of state of this type and H4 as the stiffest. Although H3 nominally has $z \leq 0.34$, there may be measurement errors of order 5% [15] and, more importantly, the maximum redshift is extremely sensitive to the equation of state at several times nuclear density. For example, artificially excluding all hyperons but the Λ and Σ^- raises the maximum redshift by 0.03.

Of the potential-based equations of state, BPAL12 is marginal with $z \leq 0.36$ while all the others (including those with hyperons) easily meet the observational constraint, even when the maximum masses are similar to the relativistic mean field theory models. This is because of the stellar radii being larger in the latter at maximum mass, about 11 km as compared to 9 km for the former. Radii in general are approximately determined by the pressure at nuclear density [24], which in relativistic mean field theory is about twice what it is for potential-based models. The combination of mass and redshift results suggest that the low pressure of potential-based

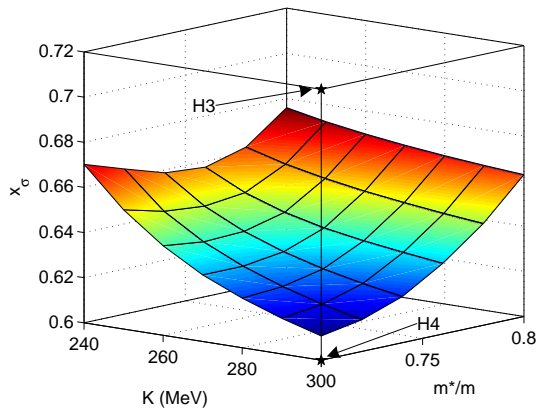


FIG. 3: Relativistic mean field theory equations of state can be described by compressibility K (in MeV), effective nucleon mass m^*/m , and scalar meson-hyperon coupling x_σ (see text). The surface marks those equations of state with a maximum redshift of 0.35. Equations of state below the surface are incompatible with the observed redshift of EXO0748-676. The points corresponding to the fiducial equations of state H3 and H4 are indicated. While H3 is below the surface, it is within the estimated 5% error bar and should be considered marginally allowed.

models is favored near nuclear density, while the lack of causality violation favors relativistic mean field theory well above nuclear density.

Rather than using a set of fiducial equations of state, one can invert the problem to ask “Given an observation of $z = 0.35$, what parameters in relativistic mean field theory with hyperons are compatible with it?” As stated in Sec. II, the three main parameters are x_σ , K , and m^*/m . If we put them all at the stiff end of their allowed ranges consistent with nuclear and hypernuclear experiment, we obtain equation of state H4 with a maximum redshift $z = 0.43$. If we soften the equation of state by lowering x_σ (and thus x_ω and x_ρ) while keeping the other parameters fixed at the H4 values, we get $z = 0.35$ at $x_\sigma = 0.61$. Similarly, softening the equation of state by lowering K or raising m^*/m results in bounds of $K \geq 210$ MeV or $m^*/m \leq 0.84$ respectively, both of which are less stringent than the experimental bounds [1]. A plot showing the redshift constraint surface in the three-parameter space is given in Fig 3. The boundaries of the cube correspond to the parameter ranges inferred from experiment, except for x_σ where the experimental lower bound is far below the redshift constraint surface. The redshift seems to be most sensitive to the hyperonic coupling parameter x_σ . This can be seen from the fact that the constraint surface is fairly flat and that x_σ is the only difference between H3 and H4.

There is also a very recent discussion of a measured $z = 0.4$ in the x-ray binary 4U 1700+24 by Tiengo *et al.* [25], but it is very tentative. This redshift comes from one spectral line, which is probably better explained by

$z = 0.012$ (implying emission well away from the surface of the star), and there are no other spectral features consistent with $z = 0.4$. H4 would still be compatible with such a redshift, but would be fairly marginal.

V. CONCLUSION

We have compared equations of state for hyperon stars with new astronomical observations of mass and gravitational redshift. Nonrelativistic potential-based models are not greatly constrained by the new observations. Relativistic mean field theory models, however, are tightly constrained by the observed gravitational redshift. In fact, the stiffest of these models commonly used in the literature (which we denote H3) is so soft as to be only marginally compatible with the observation. When the full range of models consistent with experiments on hypernuclei is considered, the hyperon coupling parameter is found to be the main one determining the redshift. As a consequence we advocate that future studies involving these models use H3 as the softest equation of state, and that they use for the stiffest equation of state the one we call H4, which differs from H3 only in the hyperon couplings. If through further observations the 95% confidence limit on the mass of the neutron star in PSR J0751+1807 is narrowed to the present 68% confidence limit, it would rule out all but H4.

Moving away from the details of a specific model, the general physical result is this: The presence of hyperons in neutron stars is constrained but not ruled out by the gravitational redshift observation. In general the equations of state that survive are stiffer than the range previously considered in the literature. This means that the hyperons are less numerous, reducing for example the effect of enhanced cooling and bulk viscosity, which is a subject for future work [26]. It may also be useful to consider phenomenological equations of state that behave like potential-based models near nuclear density but like relativistic mean field models at higher densities.

VI. ACKNOWLEDGEMENTS

We are grateful to V. Kalogera and L. Lindblom for helpful discussions, and to N. Glendenning for confirming the typo in Ref. [1]. This work was supported by the National Science Foundation under grants PHY-0245649 and PHY-0114375 (the Penn State Center for Gravitational Wave Physics) and by the Penn State Teas Scholars program.

APPENDIX

For many purposes the detailed microscopic properties of a matter model are unnecessary, and all that is desired is a tabulation of pressure, energy density, and baryon

TABLE II: Baryon number density n (fm^{-3}), energy density ρ (erg/cm^3), and pressure p (dyn/cm^2) for H3.

n	ρ	p	n	ρ	p
0.03	5.041e+13	3.581e+31	0.63	1.221e+15	1.842e+35
0.06	1.009e+14	3.148e+32	0.66	1.290e+15	2.024e+35
0.09	1.518e+14	1.237e+33	0.69	1.359e+15	2.217e+35
0.12	2.031e+14	3.124e+33	0.72	1.430e+15	2.407e+35
0.15	2.549e+14	6.126e+33	0.75	1.501e+15	2.597e+35
0.18	3.073e+14	1.040e+34	0.78	1.573e+15	2.791e+35
0.21	3.604e+14	1.624e+34	0.81	1.646e+15	2.991e+35
0.24	4.144e+14	2.389e+34	0.84	1.720e+15	3.197e+35
0.27	4.694e+14	3.360e+34	0.87	1.794e+15	3.408e+35
0.30	5.263e+14	4.261e+34	0.90	1.870e+15	3.596e+35
0.33	5.846e+14	5.122e+34	0.93	1.946e+15	3.773e+35
0.36	6.440e+14	6.107e+34	0.96	2.023e+15	3.950e+35
0.39	7.044e+14	7.236e+34	0.99	2.100e+15	4.125e+35
0.42	7.658e+14	8.417e+34	1.02	2.178e+15	4.301e+35
0.45	8.282e+14	9.588e+34	1.05	2.256e+15	4.478e+35
0.48	8.914e+14	1.083e+35	1.08	2.336e+15	4.657e+35
0.51	9.556e+14	1.215e+35	1.11	2.416e+15	4.837e+35
0.54	1.021e+15	1.357e+35	1.14	2.496e+15	5.019e+35
0.57	1.087e+15	1.508e+35	1.17	2.577e+15	5.202e+35
0.60	1.153e+15	1.670e+35	1.20	2.659e+15	5.386e+35

number density. Here we provide these for equations of state H3 and H4, which are not tabulated in Ref. [1] except for the first few lines, before hyperons or other exotic phases appear. We duplicated the procedure of Ref. [1] from the beginning using constants from Ref. [27], which leads to some discrepancies in the third or fourth significant figure.

-
- [1] N. K. Glendenning, *Compact Stars: Nuclear Physics, Particle Physics, and General Relativity* (Springer, New York, 2000), 2nd ed., and references therein.
- [2] D. G. Yakovlev and C. J. Pethick, *Ann. Rev. Astron. Astrophys.* **42**, 169 (2004), astro-ph/0402143.
- [3] N. K. Glendenning and S. A. Moszkowski, *Phys. Rev. Lett.* **67**, 2414 (1991).
- [4] L. Lindblom and B. J. Owen, *Phys. Rev.* **D65**, 063006 (2002), astro-ph/0110558.
- [5] P. Haensel, K. P. Levenfish, and D. G. Yakovlev, *Astron. Astrophys.* **381**, 1080 (2002), astro-ph/0110575.
- [6] R. V. Wagoner, *Astrophys. J.* **578**, L63 (2002), astro-ph/0207589.
- [7] S. E. Thorsett and D. Chakrabarty, *Astrophys. J.* **512**, 288 (1999), astro-ph/9803260.
- [8] P. C. Joss and S. A. Rappaport, *Ann. Rev. Astron. and Astrophys.* **22**, 537 (1984), and references therein.
- [9] M. H. van Kerkwijk et al., *Astron. Astrophys.* **303**, 483 (1995), astro-ph/9505070.
- [10] O. Barziv, L. Kaper, M. H. van Kerkwijk, J. H. Telting, and J. van Paradijs, *Astron. Astrophys.* **377**, 925 (2001), astro-ph/0108237.
- [11] H. Quaintrell et al., *Astron. Astrophys.* **401**, 313 (2003), astro-ph/0301243.
- [12] D. J. Nice, E. M. Splaver, and I. H. Stairs (2003), astro-ph/0311296.
- [13] D. J. Nice, E. M. Splaver, and I. H. Stairs (2004), astro-ph/0411207.
- [14] J. Cottam, F. Paerels, and M. Mendez, *Nature* **420**, 51 (2002), astro-ph/0211126.
- [15] S. Bhattacharyya, M. C. Miller, and F. K. Lamb (2004), astro-ph/0412107.
- [16] G. Baym, C. Pethick, and P. Sutherland, *Astrophys. J.* **170**, 299 (1971).
- [17] A. Akmal, V. R. Pandharipande, and D. G. Ravenhall, *Phys. Rev.* **C58**, 1804 (1998), nucl-th/9804027.
- [18] M. Prakash et al., *Phys. Rept.* **280**, 1 (1997), nucl-th/9603042.
- [19] S. Balberg, I. Lichtenstadt, and G. B. Cook (1998), astro-ph/9810361.
- [20] S. C. Lundgren, A. F. Zepka, and J. M. Cordes, *Astrophys. J.* **453**, 419 (1995).
- [21] G. B. Cook, S. L. Shapiro, and S. A. Teukolsky, *Astrophys. J.* **424**, 823 (1994).
- [22] L. Lindblom, *Astrophys. J.* **398**, 569 (1992).
- [23] A. R. Villarreal and T. E. Strohmayer, *Astrophys. J.* **614**, L121 (2004), astro-ph/0409384.
- [24] J. M. Lattimer and M. Prakash, *Astrophys. J.* **550**, 426 (2001), astro-ph/0002232.
- [25] A. Tiengo et al. (2005), astro-ph/0506590.
- [26] M. Nayyar and B. J. Owen (2005), in preparation.
- [27] D. E. Groom et al. (Particle Data Group), *Eur. Phys. J.* **C15**, 1 (2000).

TABLE III: Same as the previous Table, but for H4.

n	ρ	p	n	ρ	p
0.03	5.041e+13	3.581e+31	0.63	1.242e+15	2.416e+35
0.06	1.009e+14	3.148e+32	0.66	1.315e+15	2.685e+35
0.09	1.518e+14	1.237e+33	0.69	1.390e+15	2.972e+35
0.12	2.031e+14	3.124e+33	0.72	1.466e+15	3.260e+35
0.15	2.549e+14	6.126e+33	0.75	1.543e+15	3.556e+35
0.18	3.073e+14	1.040e+34	0.78	1.621e+15	3.863e+35
0.21	3.604e+14	1.624e+34	0.81	1.701e+15	4.182e+35
0.24	4.144e+14	2.389e+34	0.84	1.782e+15	4.512e+35
0.27	4.694e+14	3.360e+34	0.87	1.865e+15	4.856e+35
0.30	5.256e+14	4.561e+34	0.90	1.949e+15	5.191e+35
0.33	5.839e+14	5.711e+34	0.93	2.034e+15	5.517e+35
0.36	6.438e+14	6.924e+34	0.96	2.120e+15	5.847e+35
0.39	7.050e+14	8.313e+34	0.99	2.208e+15	6.183e+35
0.42	7.676e+14	9.883e+34	1.02	2.296e+15	6.525e+35
0.45	8.315e+14	1.149e+35	1.05	2.386e+15	6.875e+35
0.48	8.967e+14	1.321e+35	1.08	2.476e+15	7.232e+35
0.51	9.631e+14	1.508e+35	1.11	2.569e+15	7.597e+35
0.54	1.031e+15	1.710e+35	1.14	2.662e+15	7.969e+35
0.57	1.100e+15	1.928e+35	1.17	2.756e+15	8.346e+35
0.60	1.170e+15	2.164e+35	1.20	2.852e+15	8.727e+35