

ULTRACOMPACT AM CVN BINARIES FROM THE SLOAN DIGITAL SKY SURVEY: THREE CANDIDATES PLUS THE FIRST CONFIRMED ECLIPSING SYSTEM¹

SCOTT F. ANDERSON², DARYL HAGGARD², LEE HOMER², NIKHIL R. JOSHI², BRUCE MARGON³, NICOLE M. SILVESTRI², PAULA SZKODY², MICHAEL A. WOLFE², ERIC AGOL², ANDREW C. BECKER², ARNE HENDEN⁴, PATRICK B. HALL⁵, GILLIAN R. KNAPP⁶, MICHAEL W. RICHMOND⁷, DONALD P. SCHNEIDER⁸, GREGORY STINSON², J.C. BARENTINE⁹, HOWARD J. BREWINGTON⁹, J. BRINKMANN⁹, MICHAEL HARVANEK⁹, S.J. KLEINMAN⁹, JUREK KRZESINSKI^{9,10}, DAN LONG⁹, ERIC H. NEILSEN, JR.⁹, ATSUKO NITTA⁹, STEPHANIE A. SNEDDEN⁹

Submitted to the Astronomical Journal, June 27, 2018

ABSTRACT

AM CVn systems are a rare (about a dozen previously known) class of cataclysmic variables, arguably encompassing the shortest orbital periods (down to about 10 minutes) of any known binaries. Both binary components are thought to be degenerate (or partially so), likely with mass-transfer from a helium-rich donor onto a white dwarf, driven by gravitational radiation. Although rare, AM CVn systems are of high interest as possible SN Ia progenitors, and because they are predicted to be common sources of gravity waves in upcoming experiments such as *LISA*. We have identified four new AM CVn candidates from the Sloan Digital Sky Survey (SDSS) spectral database. All four show hallmark spectroscopic characteristics of the AM CVn class: each is devoid of hydrogen features, and instead shows a spectrum dominated by helium. All four show double-peaked emission, indicative of helium-dominated accretion disks. Limited time-series CCD photometric follow-on data have been obtained for three of the new candidates from the ARC 3.5m; most notably, a 28.3 minute binary period with sharp, deep eclipses is discovered in one case, SDSS J0926+3624. This is the first confirmed eclipsing AM CVn, and our data allow initial estimates of binary parameters for this ultracompact system. The four new SDSS objects also provide a substantial expansion of the currently critically-small sample of AM CVn systems.

Subject headings: binaries: close — binaries: eclipsing — novae,cataclysmic variables — white dwarfs — stars: individual (SDSS J092638.71+362402.4)

1. INTRODUCTION

AM CVn systems are an extremely rare type of cataclysmic variable with ultrashort binary orbital periods of less than about an hour. The most confident current members of this elite subclass have orbital periods in the range of ~ 10 -65 minutes, though two more controversial cases even display 5-10 minute modulations; AM CVn systems thus arguably encompass the shortest orbital periods of any known class of binaries (e.g., see reviews by Warner 1995; Nelemans 2005). These systems are so compact that both binary components are probably degenerate (or semi-degenerate), likely with mass-transfer from a helium-rich donor onto a white dwarf, driven by gravitational radiation. Their optical spec-

tra are distinct from typical cataclysmics: membership in the AM CVn class requires a virtual absence of hydrogen lines in their spectrum, and instead helium lines are prominent—sometimes in emission, sometimes in absorption. Hydrogen is thought to be lost from the binary during a prior common-envelope phase, before the object is seen as an AM CVn.

The exotic nature of the prototype, AM CVn (with a 17 minute orbit), was realized in the mid-1960's (Smak 1967; Paczynski 1967). But the passage of another three and half decades has yielded only about a dozen additional members of this class; for example, 11 confident plus 2 controversial cases are discussed in the review by Nelemans (2005), and another likely addition is reported in a very recent telegram by Rykoff (2005) and Woudt & Warner (1995). Although they have thus far remained elusive, AM CVn systems have nonetheless emerged as objects of renewed interest for multiple reasons: they may serve as sites in which to study common envelope binary evolution and unusual helium-dominated accretion disks; they are possible SN Ia progenitors (e.g., Livio & Riess 2003); and, intriguingly, they are predicted to be one of the most commonly detected objects in upcoming gravity wave experiments like *LISA*. For example, recent estimates, based on formation and evolutionary models, suggest that $\sim 10^4$ AM CVn binaries will plausibly be detected/resolved in gravity waves by *LISA* (Nelemans et al. 2004).

Although most AM CVn systems were first recognized via their optical properties, they may also emit X-rays during evolutionary phases of substantial mass trans-

Electronic address: anderson@astro.washington.edu

¹ Based on observations obtained with the Apache Point Observatory (APO) 3.5m telescope, which is owned and operated by the Astrophysical Research Consortium (ARC).

² University of Washington, Department of Astronomy, Box 351580, Seattle, WA 98195

³ Space Telescope Science Institute, 3700 San Martin Drive, Baltimore, MD, 21218

⁴ US Naval Observatory, Flagstaff Station, P.O. Box 1149, Flagstaff, AZ 86002-1149

⁵ Department of Physics & Astronomy, York University, 4700 Keele St., Toronto, ON, M3J 1P3, Canada

⁶ Princeton University Observatory, Princeton, NJ 08544

⁷ Department of Physics, Rochester Institute of Technology, Rochester, NY 14623-5603

⁸ Pennsylvania State University, Department of Physics & Astronomy, 525 Davey Lab, University Park, PA 16802

⁹ Apache Point Observatory, P.O. Box 59, Sunspot, NM 88349

¹⁰ Mt. Suhora Observatory, Cracow Pedagogical University, ul. Podchorznych 2, 30-084 Cracow, Poland

fer (e.g., Ulla 1995), and are also sometimes detected in the ultraviolet. Indeed, two of the shortest-period, but also most controversial, candidates were noticed first by their X-ray emission (Motch et al. 1996; Israel et al. 1999; Cropper et al. 2004). The combination of multi-wavelength data sets can allow for estimates of the mass-transfer rates, and provide orbital periods and even their long-term stability in some cases. Such follow-on studies play an important role in establishing the evolutionary stage of individual systems, and in testing evolutionary models. High-quality follow-up XMM-Newton spectra have recently extended study of the AM CVn unusual-abundance signatures out to high-ionization X-ray lines as well (e.g., Strohmayer 2004; Ramsay et al. 2005).

Among several theoretical formation scenarios for AM CVn systems (see discussion and references in Nelemans 2005), one popular model initially involves angular momentum loss in a double-degenerate white dwarf system due to gravitational-wave radiation. This leads to a decreasing binary period until, at periods of a few minutes mass transfer begins, which subsequently widens the binary. During this interval of mass transfer the system is recognizable as an AM CVn. The youngest members of the AM CVn class are (in this scenario) thought to be those with the highest mass-transfer rates and shortest periods (<20 minutes); they then evolve to somewhat longer periods (a 20-40 minute period during an intermediate stage, then a late stage with a 40-60 minute period) as the binary widens and the mass transfer rate continues to decrease. Theoretical models for the evolutionary relation between orbital period and mass-transfer rates, in the presence of gravitational radiation, predict a steep relation of order $\dot{m} \propto P^{-5}$ (Warner 1995).

Although there have been extensive X-ray and optical investigations of many of the dozen previously-known systems (generally yielding consistency with such evolutionary models), confident, global conclusions remain limited by the current very-small total sample size of AM CVn systems. The quality data and efficient large-area sky coverage of the Sloan Digital Sky Survey (SDSS; e.g., York et al. 2000; Abazajian et al. 2005) have proven excellent for finding rare objects including cataclysmic variables (Szkody et al. 2002, 2005), and SDSS is now emerging as a potentially major contributor to new AM CVn discoveries in particular. The first SDSS-selected AM CVn, SDSS J1240-0159, was discovered in an early SDSS data release by Roelofs et al. (2004, 2005). We describe here a successful search of the SDSS spectroscopic database for additional AM CVn candidates, providing basic data on 4 new candidates—a significant expansion to this rare subgroup.

We also describe the results of our initial time-series ARC 3.5m CCD photometric follow-up for three of our new candidates. Most notably, our 3.5m data reveal the first example of an eclipsing AM CVn system, SDSS J0926+3624; the latter has a 28.3 minute orbital period with deep, sharp eclipses.

2. FOUR NEW AM CVN CANDIDATES FROM SDSS SPECTROSCOPY

The SDSS is a multi-institutional project creating an optical digital imaging and spectroscopic data bank of a large portion of the celestial sphere, mainly in a region approaching $\sim 10^4$ deg² centered on the north Galactic

polar cap. The optical data are obtained by a special purpose 2.5m telescope, located at Apache Point Observatory, New Mexico, equipped with a large-format mosaic camera that can image $\sim 10^2$ deg² in 5 colors (u, g, r, i, z) in a single night, as well as a multifiber spectrograph which obtains the spectra of 640 objects within a 7 deg² field simultaneously. The imaging database is used to select objects for the SDSS spectroscopic survey, which will include ($\lambda/\Delta\lambda \sim 1800$) spectrophotometry covering a broad (3800-9200Å) wavelength regime for 10^6 galaxies, 10^5 quasars, and 10^5 stars. Details on SDSS hardware, software, and astrometric, photometric, and spectral data may be found in a variety of papers, including Fukugita et al. (1996), Gunn et al. (1998), Lupton et al. (1999), York et al. (2000), Hogg et al. (2001), Stoughton et al. (2002), Smith et al. (2002), Pier et al. (2003), and Ivezić et al. (2004). A description of the latest SDSS Public Data Release is given by Abazajian et al. (2005).

As part of the efforts of one of the SDSS scientific working groups (the “Serendipity Working Group”), we are engaged in a visual examination of a large number of SDSS spectra. A recent perusal includes examination of 286,000 SDSS object spectra from 470 distinct SDSS spectroscopic plates, encompassing of order 2400 deg² of sky. This visual search has found/recovered several thousand spectroscopically unusual objects, with many in the SDSS collaboration contributing their expertise to classify and understand the unusual spectra, and with identifications ranging from unusual white dwarfs to extreme broad absorption line quasars. Each of the 4 new SDSS AM CVn candidates reported herein was found in the course of this specific recent visual search for spectroscopically unusual objects, and each AM CVn candidate shows a hallmark helium-dominated optical spectrum; all four new SDSS candidates, SDSS J012940.05+384210.4, SDSS J092638.71+362402.4, SDSS J141118.31+481257.6, and SDSS J155252.48+320150.9, have helium in emission (Figure 1). Hereafter, we will usually refer to these via the shorter nomenclature, SDSS J0129+3842, SDSS J0926+3624, SDSS J1411+4812, and SDSS J1552+3201. Of course, it is their distinctive spectra which attracted attention to these candidates in this visual search of SDSS spectra.

On the other hand, such visual searches are potentially highly biased and incomplete, and so we have also examined a preliminary version of the SDSS Data Release 4 (DR4) spectroscopic database via a more quantitative algorithmic search; this includes just over 1050 spectroscopic plates covering about 4700 square degrees, and including 640,000 object spectra. (Though note that some “special plates” added very recently to DR4 are not included.) We queried the DR4 database to return a list of spectra in which the SDSS pipeline data reduction algorithms (Stoughton et al. 2002) found any emission line centered within 20 Å wavelength-windows around HeII $\lambda 4686$ or HeI $\lambda 5875$; these were the highest equivalent-width helium lines in the four AM CVn candidates found in the visual search. The queries returned cases in which the pipeline Gaussian-fits to HeI or HeII equivalent widths exceeded 3Å, if either of the two lines was detected. The algorithmic search is also

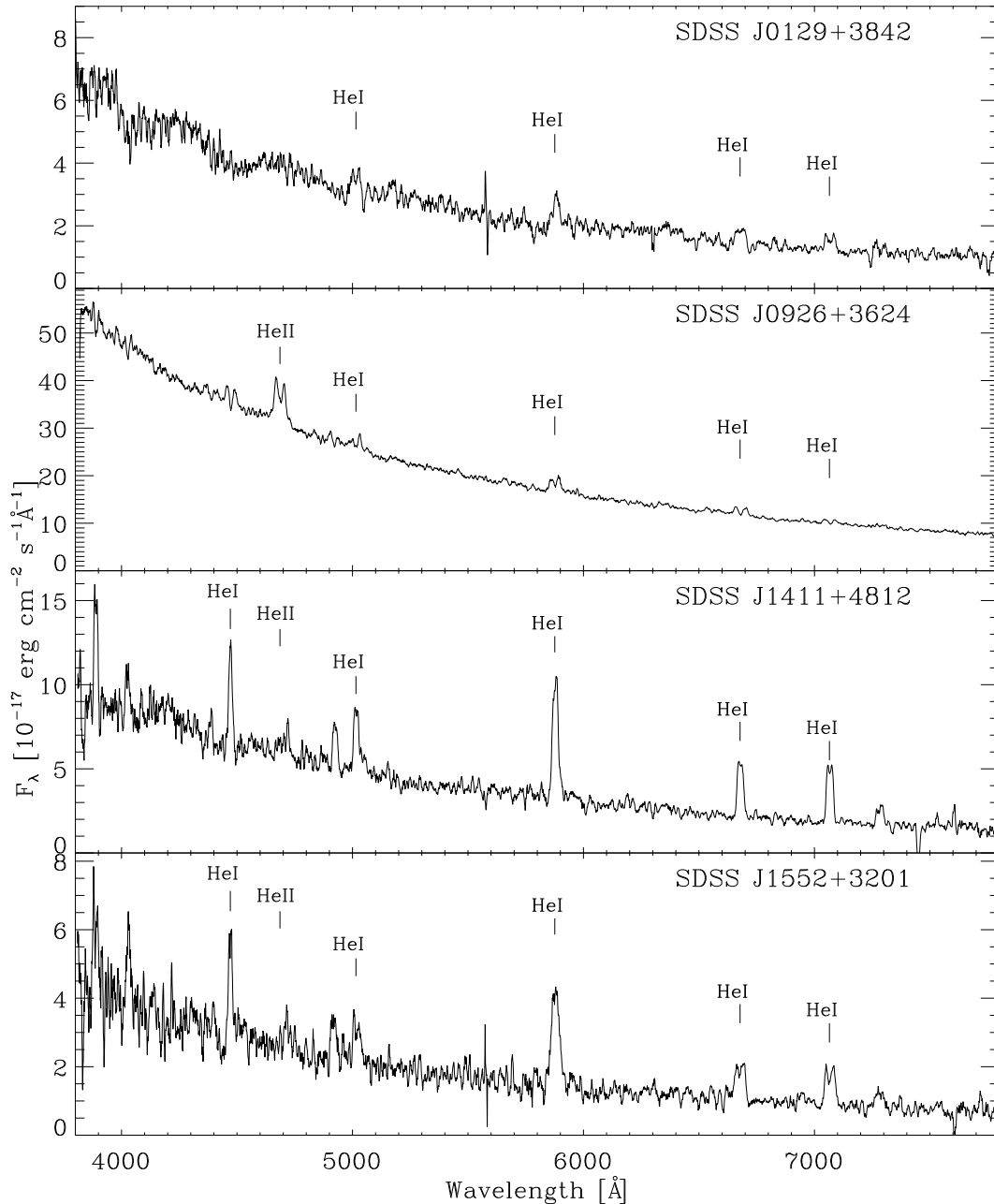


FIG. 1.— SDSS discovery spectra of the four new AM CVn candidates, displayed here with a 5-point boxcar smooth. Each candidate was discovered first in the course of a visual examination of several hundred thousand SDSS spectra. Each spectrum is dominated by helium, and each shows double-peaked emission indicative of a helium accretion disk.

limited to emission-line objects, but at least represents a quantitative and uniform search.

The algorithmic SDSS spectral database queries initially returned about 19000 SDSS spectra potentially having emission at wavelengths of interest for AM CVn binaries. Each of these algorithmically-chosen spectra was then further examined by eye to ascertain a rough spectral type. Many were quasars or emission-line galaxies, redshifted such that their emission lines fall within the wavelengths of the search windows around the HeI or HeII lines. Three SDSS AM CVn candidates initially discovered by other means fall within the DR4 spectroscopic survey area: SDSS J0129+3842 and SDSS J0926+3624 found initially in the visual perusal discussed above and

reported here for the first time, as well as the previously published case, SDSS J1240-0159. All three were successfully recovered via our algorithmic search, but no additional (spectroscopically) compelling AM CVn candidates emerged from the algorithmic search of DR4 SDSS spectra.

The predominance of helium emission in each spectrum displayed in Figure 1 alone argues strongly for an AM CVn classification. Prominent in most objects are He I 3888Å, 4026Å, 4471Å, 5015Å, 5875Å, 6678Å, 7065Å, and 7281Å; but for SDSS J0926+3624, HeII λ 4686 is also very strong. In addition, all four new AM CVn candidates show double-peaked helium emission, very likely arising from (helium-dominated) ac-

TABLE 1
BASIC SDSS DATA ON THE FOUR NEW AM CVN CANDIDATES

RA,Dec name SDSS	<i>u</i>	<i>g</i>	<i>r</i>	<i>i</i>	<i>z</i>	line	EW (Å)	FWHM (km s ⁻¹)
J012940.06+384210.4	19.66	19.81	20.04	20.23	20.60	HeI 5875	23	1300
J092638.71+362402.4	18.71	18.97	19.19	19.39	19.38	HeII 4686	13	3400
J141118.24+481257.6	19.30	19.37	19.51	19.73	19.80	HeI 5875	65	1400
J155252.48+320150.9	20.16	20.24	20.32	20.41	20.54	HeI 5875	75	2200

cretion disks. In some cases, there is evidence for a third additional, central emission “spike”, as has been previously noted in some other AM CVn systems like SDSS J1240-0159 (e.g., Roelofs et al. 2005), but additional spectroscopy is needed to verify. Basic optical SDSS astrometric, photometric, and selected emission line data (for the strongest helium emission line) are provided in Table 1. Of course, these AM CVn candidates are anticipated (and confirmed in some cases) to be variable, so the SDSS photometry is only representative of the epoch of SDSS images.

The visual search of SDSS spectra that originally revealed these four new AM CVn candidates was done without restriction on how the object was initially chosen as an SDSS spectroscopic target. But in summary it is mainly the blue-object color selection SDSS “serendipity” algorithms, and secondarily the “white-dwarf” or “hot-standard star” SDSS algorithms that have yielded the new AM CVn candidates. Both the SDSS J1411+4812 and 1552+3201 spectra, as well as that of the original Roelofs et al. (2004) object SDSS J1240-0159, were obtained as SDSS serendipity targets. SDSS J0129+3842 was targeted under an early version of white-dwarf target selection for the SEGUE (Beers et al. 2004) extension of SDSS. SDSS J0926+3624 was actually targeted for a spectrum as an object potentially suitable as a hot, spectrophotometric standard star, though it was also selected as a possible spectral target by both serendipity and white-dwarf algorithms. These AM CVn candidates (not too surprisingly) occupy blue regions of SDSS color-color diagrams that also include white dwarfs (Figure 2).

3. FOLLOWUP LIGHTCURVES, AND CONFIRMATION OF THE FIRST ECLIPSING AM CVN

In follow-up observations, we used the SPICam CCD imager on the ARC 3.5m on two partial nights in spring 2005 to observe the three of our new AM CVn candidates with accessible RAs. We used non-standard on-chip binning, along with customized subframes, to reduce dead-time during individual read outs. A short time-series sequence (spanning about 1 hour, limited by weather) was obtained for SDSS J0926+3624 on UT 2005 March 16. On UT 2005 April 13, longer time-series were obtained for both SDSS J0926+3624 and SDSS J1411+4812, with a short time-series sequence for SDSS J1552+3210. Neither night was photometric, but differential photometry was obtained, relative to several slightly brighter comparison stars included in each image. We used the SPICam SDSS *g*-band filter in all cases (as uncooperative weather did not allow sufficient time to obtain time-series in additional filters).

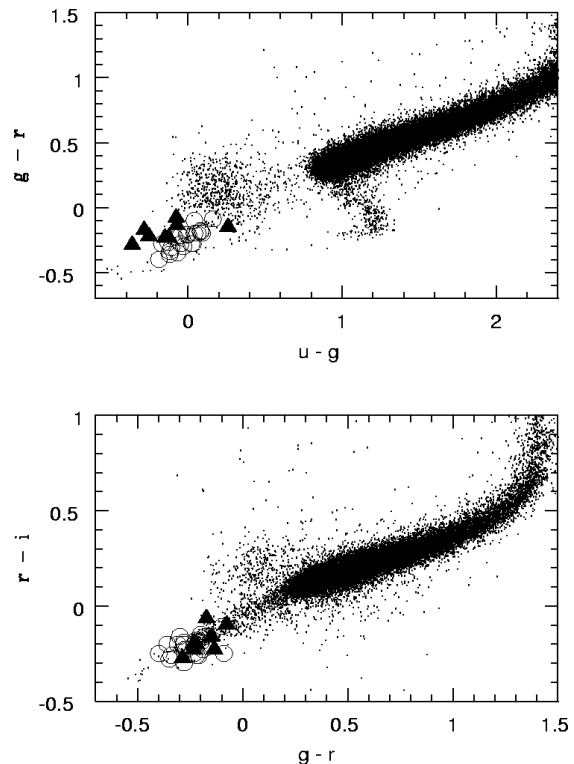


FIG. 2.— Representative SDSS color-color diagrams for AM CVn systems and other SDSS stellar objects. The small black points show the colors of stellar objects having reliable photometry, derived from a random 100 deg² of SDSS. Over-plotted are SDSS colors of AM CVn candidates/confirmations (solid, black triangles); the triangles show the colors of the 4 new AM CVn SDSS candidates described here, plus those of four other previously-known AM CVn systems that also fall within the SDSS DR4 *imaging* area. (Note: the prototype, AM CVn, is not shown due to its bright magnitude which renders its SDSS photometry uncertain). For additional color-comparisons, SDSS DB white dwarfs from Harris et al. (2003) are also plotted (open circles). The SDSS colors of these AM CVn systems are roughly similar to those of white dwarfs.

For SDSS J1411+4812, we collected a CCD time-series spanning 3 hours on our April night, and comprised of mainly 40 sec individual exposures, yielding somewhat better than 60 sec time-resolution (e.g., with a dead-time of about 18 sec between each 40 sec exposure). Application of Lomb-Scargle analysis (Lomb 1976; Scargle 1982) to these time-series data reveals no significantly-detected periodic modulation for SDSS J1411+4812. Using Monte Carlo simulations to quantify, we place an upper limit on any sinusoidal modulation of the lightcurve for SDSS J1411+4812 of < 2% (semi-amplitude) on timescales of 4 to 60 minutes, at the epoch of our

3.5m observations. However, the 3.5m lightcurve for SDSS J1411+4812 does suggest non-periodic variations of typical amplitude ~ 0.05 mag.

For SDSS J1552+3204, we squeezed in a 1.5 hour time-span sequence on our April night with the ARC 3.5m, taking 60 sec individual exposures (with about 80 sec time-resolution). We also had obtained an earlier time-series CCD sequence for SDSS J1552+4203, using the Naval Observatory (NOFS) 1.0m on UT 2004 June 12; a 4-hour time-span was covered with about 5-minute time-resolution in unfiltered light. Lomb-Scargle analysis reveals a possible very weak, 0.04 mag semi-amplitude modulation with a period of about 56 minutes in our 3.5m data, or perhaps half that period in the NOFS data. Monte Carlo analyses suggest a marginal significance of $\sim 99\%$ for this possible periodicity, though the low amplitude and significance, and the brief cycle-count of the 3.5m observations, demand additional data to verify.

For SDSS J0926+3624, both the 1-hour timespan March sequence with 40 sec exposures (and 60 sec time-resolution), and the longer 2-hour timespan April sequence with 20 sec exposures (and 40 sec time-resolution) reveal a strongly detected 28.31 ± 0.01 minute modulation, with striking eclipses (Figure 3). From our April data, we estimate eclipse centers at $\text{HJD}(\text{TT}) = 2453473.725393(3) + E \times 0.01966(1)$. The eclipses are sharp and deep, with mid-eclipse depth of (at least) about 1 magnitude. A Gaussian fit to the sharp portion of the eclipse duration yields a full-width at half minimum of about 40 seconds and, for example, a ~ 1.3 minute duration full width at 5% of the minimum eclipse depth. As our time-resolution is only of order 40 sec, the eclipses could be even sharper/deeper. Application of Lomb-Scargle analysis confirms this (obvious) period with very high confidence (e.g., $> 99.9\%$ significant in the April data). The lightcurve also shows additional reproducible structure that is seen in both March and April 2005 3.5m data; for example, there is a plateau just following the eclipse, and note the low-amplitude relative depression near phase 0.6. As far as we are aware, SDSS J0926+3624 is the first example of an eclipsing AM CVn.

4. DISCUSSION

Our visual spectroscopic search yielded 4 new AM CVn candidates from recent SDSS spectroscopic plates covering about 2400 deg^2 , while the subsequent algorithmic search recovered 3 AM CVn candidates (two of the new candidates discussed herein, as well as the Roelofs et al. 2004 object, SDSS J1240-0159) from plates encompassing about 4700 deg^2 . We are not aware of any examples in the SDSS spectral database of strong emission-line AM CVn binaries obviously missed by either visual or algorithmic searches. On the other hand, the overlap-numbers are too small to be considered definitive. Accounting for the 250 plates covered both in the visual and algorithmic searches, the combined current SDSS spectroscopic yield is 5 (emission-line) AM CVn candidates from a region encompassing about 5900 deg^2 of sky. We thus estimate that spectroscopically similar AM CVn systems might be expected to be found from the SDSS spectral database at a rough surface density of order 1 every 1200 deg^2 .

Estimates of the actual surface density of SDSS

AM CVn binaries (even just those with helium in emission) are complicated in that the AM CVn candidates found thus far with SDSS were chosen for spectroscopy by: (i) several different target selection algorithms, having differing color-selection criteria and differing limiting magnitudes; and, (ii) selection algorithms (mainly) that in practice receive a spectroscopic fiber only when the main SDSS galaxy and quasar surveys do not consume all available fibers for a given spectroscopic plate. Because of such complications, we more conservatively note that enough spare spectroscopic fibers (e.g., for “serendipity” targets) generally have not been available to fully sample all potentially interesting candidates having SDSS colors similar to those of the candidate/confirmed AM CVn cases. For example, if considering a small box in $u - g$, $g - r$, $r - i$ multicolor-space that barely encompasses the bulk of candidate/confirmed AM CVn binaries in DR4 imaging (see Figure 2), only of order one-fifth of the similar-color objects cataloged in SDSS DR4 images with $15 < g < 20.5$ also have available SDSS DR4 spectroscopy. Spectroscopic incompleteness of $> 80\%$ (or even much larger) is thus not implausible, and even just for AM CVn candidates having spectral characters similar to those presented here.

Our spectroscopic recognition (both visual and algorithmic) of AM CVn candidates reported here relies on the detection of helium emission lines, and thus it is not surprising that the current SDSS sample includes no confirmed examples of the shortest-period “high-state” systems like AM CVn itself, which show helium predominantly in absorption. On the other hand, the predominance of strong helium emission, and the low-amplitude (less than about 0.1 mag) variability found for SDSS J1411+4812 and SDSS J1552+3201 on both long- and short-terms, are consistent with their being “low-state” AM CVn systems, perhaps with orbital periods in the range of about 40-60 minutes. The marginal 56 minute low-amplitude photometric periodicity for SDSS J1552+3201, of course, would also be consistent with this notion; but we emphasize again that this possible periodicity should not be considered secure, pending further observations. Time-resolved optical spectroscopy may well be the preferred test of ultracompact binarity in such cases, as it has also been for several other possibly-similar “low-state” AM CVn systems including SDSS J1240-0159 (e.g., see Roelofs et al. 2005, or broad discussion in Nelemans 2005).

SDSS J0926+3624 on the other hand displays long-term variability (e.g., having varied by about a magnitude between the epochs of SDSS spectra and SDSS images), as well as the striking 28.3 minute eclipsing lightcurve reported herein. Both the short orbital period, and the longer-term variability, suggest that SDSS J0926+3624 might be an AM CVn at an intermediate evolutionary stage. Of course quality, time-resolved spectra (in both high and low-states) are another obvious imperative given the eclipsing nature demonstrated in this paper. As the first example of an eclipsing AM CVn, SDSS J0926+3624 provides an excellent potential opportunity to empirically confirm binary parameters that may be less directly obtained in the other AM CVn systems.

It is interesting to note that AM CVn binary parameters, theoretically preferred in some models and/or empirically inferred for some other AM CVn systems, are at

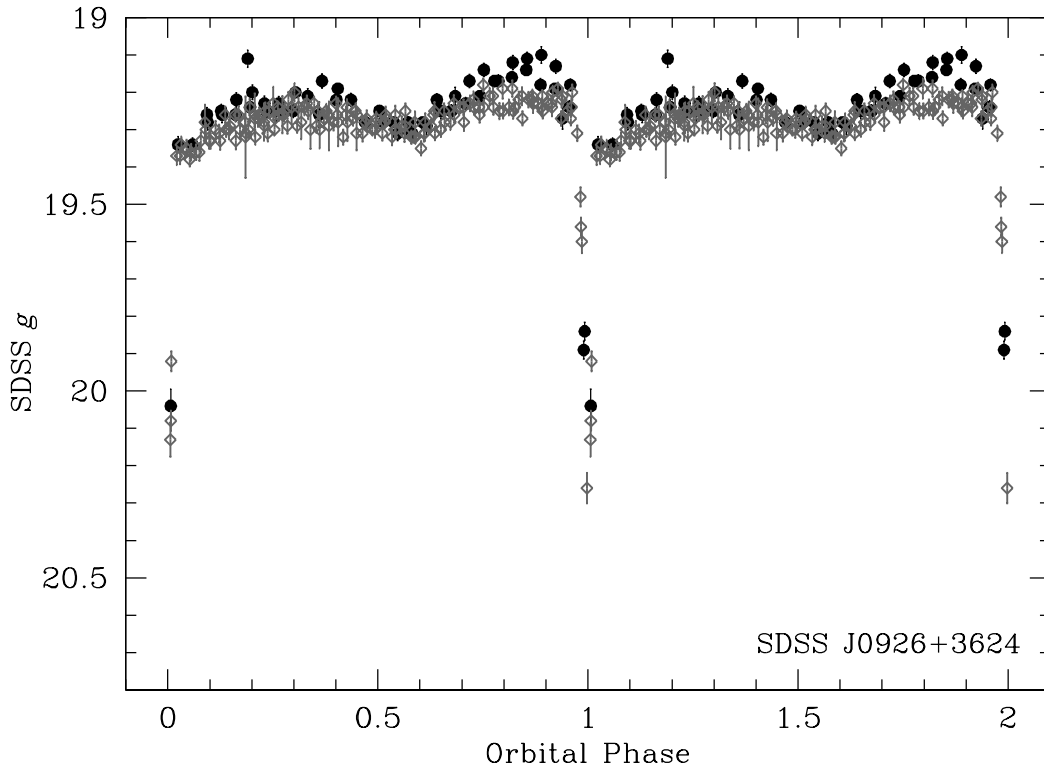


FIG. 3.— Folded g -band (differential) lightcurve data for SDSS J0926+3624, obtained using SPICam on the ARC 3.5m, during a portion of two nights in March (solid, black circles) and April (open, grey diamonds) of 2005. Sharp, deep eclipses with a period of 28.3 minutes are evident even in the raw lightcurve, and confirmed with Lomb-Scargle analysis; the data are folded here on the best-fit 28.31 minute period. These follow-on 3.5m data confirm that SDSS J0926+3624 is an ultracompact binary, and the first example of an eclipsing AM CVn.

least not inconsistent with our initial SDSS and 3.5m observations and their implications for SDSS J0926+3624. For example, the observed velocity (full) width of the HeII $\lambda 4686$ line near the continuum level is ~ 6100 km s^{-1} ; under the assumption that $\sin i$ is approximately unity in this eclipsing case, this implies a compactness parameter for the accreting primary of $M_1/R_1 \sim 50M_\odot/R_\odot$, if a Keplerian disk extends to near the primary surface (or half that value for freely falling material). For a zero-temperature white dwarf mass-radius relation (e.g., Rappaport & Joss 1984; Nauenberg 1972), this Keplerian-disk assumption in turn then implies that the accreting primary has $M_1 \sim 0.6M_\odot$ and $R_1 \sim 9000$ km. If the HeII disk emission region does not extend down to the vicinity of the primary white dwarf surface, then M_1 would be larger (and R_1 smaller) than these representative values.

Assuming that the secondary fills its Roche lobe (and adopting an approximate expression for the volume-equivalent Roche lobe radius from Paczynski (1971) appropriate in the case of $M_2/M_1 < 0.8$), Kepler's third law also implies that the secondary mass and radius are approximately related via $R_2 \approx 0.234(P/60 \text{ min})^{2/3} M_2^{1/3}$, where R_2 and M_2 are both in solar units in the latter expression. If the secondary in SDSS J0926+3624 is a degenerate helium white dwarf as is often sug-

gested for AM CVn systems, then again invoking a zero-temperature, fully-degenerate mass-radius relation, also provides an estimate of the secondary parameters: $M_2 \sim 0.02M_\odot$ and $R_2 \sim 25000$ km. For such a system with binary separation $\sim 1.8 \times 10^5$ km, the relative transverse velocities of the secondary and primary (of course, predominantly due to the motion of the former) at mid-eclipse would then be $v_{rel} \sim 670$ km s^{-1} , and the sharp portion of the eclipse duration might be expected to be of order $2R_2/v_{rel} \sim 75$ sec (e.g., if the sharp-portion is mainly an eclipse by the secondary of a relatively small region, such as a hot spot). The approximate agreement of such a simple model with the observed duration of about 65-85s for the sharp portion of the eclipse in SDSS J0926+3624 is interesting. Further modeling of high time resolution eclipse data may allow constraints to be placed on non-zero temperature mass-radius relations, with various levels of degeneracy (Deloye & Bildsten 2003; Deloye, Bildsten, & Nelemans 2005).

The sharpness of the eclipses in SDSS J0926+3624 also suggests the long-term possibility of measuring the change in the binary orbital period, thereby constraining the mass transfer rate and aspects of gravitational radiation. For example, Strohmayer (2005) and Israel et al. (2004) have successfully obtained such information via

measures of the period derivative of the 5 minute modulations in RX J0806.3+1527 (which has also sometimes been argued to be an AM CVn system). Accounting for the loss of angular momentum by gravitational waves in a system with two degenerates, plus conservative mass transfer via Roche-lobe overflow, the anticipated period change (e.g., Taylor & Weisberg 1982) for SDSS J0926+3624 should be of order $\dot{P} \sim 3 \times 10^{-13}$. This might be expected to lead to a deviation from a linear $O - C$ eclipse-timing curve of about 1 second over a timescale of three years, a value which may be detectable with precise timing (e.g., Paczynski 1967). The implied accretion rate is about $4 \times 10^{-11} M_{\odot} \text{ yr}^{-1}$ (assuming adiabatic, conservative mass transfer and a zero-temperature equation of state for the secondary star). At a fiducial distance of < 0.5 kpc, the expected gravitational wave strain is $h > 3 \times 10^{-23}$, which is similar to the 1σ detection threshold of *LISA* (e.g., see recent discussions about AM CVn binaries and *LISA* in Nelemans et al. 2004; Strohmayer 2005).

In summary, along with the original SDSS AM CVn found by Roelofs et al. (2004, 2005), the 4 additional new SDSS finds presented here provide a yield of 5 SDSS AM CVn candidates thus far; this is a substantial addition to the elite AM CVn subclass, compared to the dozen other cases previously known. Two of these five SDSS objects are also now strongly confirmed as ultrashort-period binaries (SDSS J1240-0159 by Roelofs et al. 2005, and J0926+3624 in this paper). SDSS J0926+3624 reported here is the first confident example of an eclipsing AM CVn. Our initial approximate

considerations presented above for SDSS J0926+3624 presage that future detailed modeling of the 28.3 minute eclipsing lightcurve and its long-term temporal stability, double-peaked spectral line profiles, and follow-on radial velocity studies and multiwavelength observations, should provide an excellent empirical testbed of various models for AM CVn systems.

Funding for the creation and distribution of the SDSS Archive has been provided by the Alfred P. Sloan Foundation, the Participating Institutions, the National Aeronautics and Space Administration, the National Science Foundation, the U.S. Department of Energy, the Japanese Monbukagakusho, and the Max Planck Society. The SDSS Web site is <http://www.sdss.org/>.

The SDSS is managed by the Astrophysical Research Consortium (ARC) for the Participating Institutions. The Participating Institutions are The University of Chicago, Fermilab, the Institute for Advanced Study, the Japan Participation Group, The Johns Hopkins University, the Korean Scientist Group, Los Alamos National Laboratory, the Max-Planck-Institute for Astronomy (MPIA), the Max-Planck-Institute for Astrophysics (MPA), New Mexico State University, University of Pittsburgh, University of Portsmouth, Princeton University, the United States Naval Observatory, and the University of Washington.

P. Szkody acknowledges support from NSF AST-0205875. We thank Hugh Harris for useful discussions.

REFERENCES

- Abazajian, K., et al. 2005, *AJ*, 129, 1755
 Beers, T.C. Allende Prieto, C., Wilhelm, R., Yanny, B., & Newberg, H. 2004, *PASA*, 21, 207
 Cropper, M., Ramsay, G., Wu, K., & Hakala, P. 2004, in ASP Conf. Ser. 315, *Magnetic Cataclysmic Variables*, ed. S. Vrielmann, & M. Cropper (San Francisco: ASP), 324
 Deloye, C.J., & Bildsten, L. 2003, *ApJ*, 598, 1217
 Deloye, C.J., Bildsten, L., & Nelemans, G. 2005, *ApJ*, 624, 934
 Fukugita, M., Ichikawa, T. Gunn, J.E., Doi, M., Shimasaku, K., & Schneider, D.P. 1996, *AJ*, 111, 1748
 Gunn, J.E., et al. 1998, *AJ*, 116, 3040
 Harris, H.C., et al. 2003, *AJ*, 126, 1023
 Hogg, D.W., Finkbeiner, D.P., Schlegel, D.J., & Gunn, J.E. 2001, *AJ*, 122, 2129
 Israel, G.L., Panzera, M.R., Campana, S., Lassati, D., Covino, S., Tagliaferri, G., & Stella, L. 1999, *A&A*, 349, L1
 Israel, G.L., et al. 2004, *MSAIS*, 5, 148
 Ivezić, Ž., et al. 2004, *AN*, 325, 583
 Livio, M., & Riess, A.G. 2003, *ApJ*, 594, L93
 Lomb, N.R. 1976, *Ap Space Sci*, 39, 447
 Lupton, R.H., Gunn, J.E., & Szalay, A. 1999, *AJ*, 118, 1406
 Motch, C., Haberl, F., Guillot, P., Pakull, M., Reinsch, K., & Krautter, J. 1996, *A&A*, 307, 459
 Nauenberg, M. 1972, *ApJ*, 175, 417
 Nelemans, G. 2005, in ASP Conf. Ser. 330, *The Astrophysics of Cataclysmic Variables and Related Objects*, ed. J.M. Hameury & J.-P. Lasota (San Francisco: ASP), 27
 Nelemans, G., Yungelson, L.R., & Portegies Zwart, S.F. 2004, *MNRAS*, 349, 181
 Paczynski, B. 1967, *Acta Astron*, 17, 287
 Paczynski, B. 1971, *ARA&A*, 9, 183
 Pier, J.R., Munn, J.A., Hindsley, R.B. Hennessy, G.S., Kent, S.M., Lupton, R.H., & Ivezić, Ž. 2003, *AJ*, 125, 1559.
 Ramsay, G., Hakala, P., Marsh, T., Nelemans, G., Steeghs, D., & Cropper, M. 2005, *A&A*, in press, astro-ph/0505549
 Rappaport, S.A., & Joss, P.C. 1984, *ApJ*, 283, 232
 Roelofs, G.H.A., Groot, P.J., Steeghs, D., & Nelemans, G., 2004, in IAU Coll 194, *Compact Binaries in the Galaxy and Beyond*, ed. G. Tovmassian & E. Sion, *RevMexAA*, 20, 254
 Roelofs, G.H.A., Groot, P.J., Marsh, T.R., Steeghs, D., Barros, S.C.C. & Nelemans, G. 2005, *MNRAS*, in press, astro-ph/0505362
 Rykoff, E. 2005, *IAUC* 8531
 Scargle, J.D. 1982, *ApJ*, 263, 835
 Smak, J. 1967, *Acta Astr*, 17, 3
 Smith, J.A., et al. 2002, *AJ*, 123, 2121
 Stoughton, C., et al. 2002, *AJ*, 123
 Strohmayer, T.E. 2004, *ApJ*, 608, 53
 Strohmayer, T.E. 2005, *ApJ*, in press, astro-ph/0504150
 Szkody, P., et al. 2002, *AJ*, 123, 430
 Szkody, P., et al. 2005, *AJ*, 129, 2386
 Taylor, J.H., & Weisberg, J.M. 1982, *ApJ*, 253, 908
 Ulla, A. 1995, *A&A*, 301, 469
 Warner, B. 1995, *Ap&SS*, 225, 249
 Woudt, P.A., & Warner, B. 2005, *IAUC*, 8531
 York, D.G., et al. 2000, *AJ*, 120, 1579