

# Dark matter annihilation: the origin of cosmic gamma-ray background at 1–20 MeV

Kyungjin Ahn and Eiichiro Komatsu  
*Department of Astronomy, University of Texas at Austin*  
*1 University Station, C1400, Austin, TX 78712*

The origin of the cosmic  $\gamma$ -ray background at 1–20 MeV remains a mystery. We show that  $\gamma$ -ray emission accompanying annihilation of 20 MeV dark matter particles explains most of the observed signal. Our model satisfies all of the current observational constraints, and naturally provides the origin of “missing”  $\gamma$ -ray background at 1–20 MeV and 511 keV line emission from the Galactic center. We conclude that  $\gamma$ -ray observations support the existence of 20 MeV dark matter particles. Improved measurements of the  $\gamma$ -ray background in this energy band undoubtedly test our proposal.

PACS numbers: 95.35.+d, 95.85.Nv, 95.85.Pw

What is the origin of the cosmic  $\gamma$ -ray background? It is usually understood that the cosmic  $\gamma$ -ray background is a superposition of unresolved astronomical  $\gamma$ -ray sources distributed in the universe. Active Galactic Nuclei (AGNs) alone explain most of the background light in two energy regions: ordinary (but obscured by intervening hydrogen gas) AGNs account for the low-energy ( $\lesssim 0.5$  MeV) spectrum [1, 2, 3], whereas beamed AGNs (known as Blazars) account for the high-energy ( $\gtrsim 20$  MeV) spectrum [4, 5, 6]. There is, however, a gap between these two regions. While historically supernovae have been a leading candidate for the background up to 4 MeV [7, 8, 9, 10], recent studies [11, 12] show that the supernova contribution is an order of magnitude lower than observed. The spectrum at 4–20 MeV also remains unexplained (for a review on this subject, see [13]). It is not very easy to explain such high-energy background light by astronomical sources without AGNs or supernovae.

So, what is the origin of the cosmic  $\gamma$ -ray background at 0.5–20 MeV? On energetics, a decay or annihilation of particles having mass in the range of  $0.5 \text{ MeV} \lesssim m_X \lesssim 20 \text{ MeV}$  would produce the background light in the desired energy band. Since both lower- and higher-energy spectra are already accounted for by AGNs almost entirely, too lighter or too heavier (e.g., neutralinos) particles should be excluded. Is there any evidence or reason that such particles should exist? The most compelling evidence comes from 511 keV line emission from the central part of our Galaxy, which has been detected and mapped by the SPI spectrometer on the International Gamma-Ray Astrophysics Laboratory (INTEGRAL) satellite [15, 16]. This line should be produced by annihilation of electron-positron pairs, and one of the possible origins is the dark matter particles annihilating into electron-positron pairs [17]. This proposal explains the measured injection rate of positrons as well as morphology of the signal extended over the bulge region. Intriguingly, popular astronomical sources such as supernovae again seem to fail to satisfy the observational constraints [18]. Motivated by this idea, in the previous paper [19] we have calculated the  $\gamma$ -ray background of redshifted 511 keV lines from extragalactic halos distributed over a large redshift range. We have shown that the an-

nihilation signal makes a substantial contribution to the low-energy spectrum at  $< 0.511$  MeV, which constrains  $m_X$  to be heavier than 20 MeV in order for the sum of the AGN and annihilation contributions not to exceed the observed signal.

In this paper, we extend our previous analysis to include continuum emission accompanying annihilation. The emerging continuum spectrum should of course depend on the precise nature of dark matter particles, which is yet to be determined. Recently, an interesting proposal was made by [20]: radiative corrections to annihilation,  $XX \rightarrow e^+e^-$ , should lead to emission of  $\gamma$ -rays via the internal bremsstrahlung, the emission of extra final-state photons during a reaction,  $XX \rightarrow e^+e^-\gamma$ . They have calculated the spectrum of the internal bremsstrahlung expected for annihilation in the Galactic center, compared to the Galactic  $\gamma$ -ray data, and obtained a constraint on mass as  $m_X \lesssim 20$  MeV. A crucial assumption in their analysis is that the cross section of internal bremsstrahlung is linearly proportional to the annihilation cross section, and the constant of proportionality is independent of the nature of annihilation, as is found for related processes [21, 22, 23, 24]. More specifically, they assumed that the cross section of  $XX \rightarrow e^+e^-\gamma$  would be calculated by that of  $e^+e^- \rightarrow \mu^+\mu^-\gamma$  with the muon mass replaced by the electron mass. Although the equivalence between these two processes/cross-sections has not been demonstrated as yet, we adopt their procedure into our calculations.

We calculate the background intensity,  $I_\nu$ , as [25]

$$I_\nu = \frac{c}{4\pi} \int \frac{dz P_\nu([1+z]\nu, z)}{H(z)(1+z)^4}, \quad (1)$$

where  $\nu$  is an observed frequency,  $H(z)$  is the expansion rate at redshift  $z$ , and  $P_\nu(\nu, z)$  is the volume emissivity (in units of energy per unit time, unit frequency and unit proper volume):

$$P_\nu = \frac{1}{2} h\nu \langle \sigma v \rangle n_X^2 \left[ \frac{4\alpha}{\pi} \frac{g(\nu)}{\nu} \right], \quad (2)$$

where  $\alpha \simeq 1/137$  is the fine structure constant,  $n_X$  is the number density of dark matter particles, and

$\langle\sigma v\rangle$  is the thermally averaged annihilation cross section. To fully account for WMAP's determination of mass density of dark matter[26],  $\Omega_X h^2 = 0.113$ , by cold relics from the early universe, one finds  $\langle\sigma v\rangle = [3.9, 2.7, 3.2] 10^{-26} \text{ cm}^3 \text{ s}^{-1}$  for  $m_X = [1, 10, 100] \text{ MeV}$ , respectively (e.g., see Eq. [1] in [27]). We have assumed that  $\langle\sigma v\rangle$  is velocity-independent (S-wave annihilation). One might add a velocity-dependent term (such as P-wave annihilation) to the cross-section; however, such terms add more degrees of freedom to the model, making the model less predictable. While Boehm et al.[17] argue that the S-wave cross section overpredicts the  $\gamma$ -ray flux from the Galactic center, we have shown in the previous paper[19] that it is still consistent with the data for  $m_X \gtrsim 20 \text{ MeV}$  and the Galactic density profile of  $\rho \propto r^{-0.4}$  or shallower. (We shall discuss an issue regarding the density profile later.) Finally, a dimensionless spectral function,  $g(\nu)$ , is defined by

$$g(\nu) \equiv \frac{1}{4} \left( \ln \frac{s'}{m_e^2} - 1 \right) \left[ 1 + \left( \frac{s'}{4m_X^2} \right)^2 \right], \quad (3)$$

where  $s' \equiv 4m_X(m_X - h\nu)$ . This function is approximately constant for  $h\nu < m_X$ , and then sharply cuts off at  $h\nu \sim m_X$ . Thus, one may approximate it as

$$g(\nu) \approx \ln \left( \frac{2m_X}{m_e} \right) \vartheta(m_X - h\nu) \quad (4)$$

for the sake of an order-of-magnitude estimation. (Note that we have also assumed  $m_X \gg m_e$ .)

Since the number density is usually unknown, we use the mass density,  $\rho_X \equiv n_X/m_X$ , instead. After multiplying by  $\nu$ , one obtains

$$\begin{aligned} \nu I_\nu &= \frac{\alpha h \nu \langle\sigma v\rangle}{2\pi^2 m_X^2} \int_0^\infty \frac{dz}{H(z)} \frac{cg[(1+z)\nu]}{H(z)} \langle\rho_X^2\rangle_z \\ &\simeq 3.800 \text{ keV cm}^{-2} \text{ s}^{-1} \text{ str}^{-1} \\ &\quad \times \left( \frac{\langle\sigma v\rangle}{10^{-26} \text{ cm}^3 \text{ s}^{-1}} \right) \left( \frac{h\nu}{1 \text{ MeV}} \right) \\ &\quad \times \int dz \frac{g[(1+z)\nu](1+z)^2(\Omega_X h^2)^2 C_X(z)}{\sqrt{\Omega_m h^2(1+z)^3 + \Omega_\Lambda h^2}} \frac{C_X(z)}{10^3}, \end{aligned} \quad (5)$$

where  $\langle\rho_X^2\rangle_z$  is the average of  $\rho_X^2$  over proper volume at  $z$ , and  $C_X(z) \equiv \langle\rho_X\rangle_z^2 / \langle\rho_X^2\rangle_z$  is the dark matter clumping factor. (We have used  $\langle\rho_X\rangle_z = 10.54 \Omega_X h^2 (1+z)^3 \text{ keV cm}^{-3}$ .) While equation (5) is exact, one may obtain a better analytical insight of this equation by using the approximation to  $g(\nu)$  (Eq. [4]),

$$\begin{aligned} \nu I_\nu &\simeq 3.800 \text{ keV cm}^{-2} \text{ s}^{-1} \text{ str}^{-1} \\ &\quad \times \ln \left( \frac{2m_X}{0.511 \text{ MeV}} \right) \left[ \frac{(\Omega_X h^2)^2}{\sqrt{\Omega_m h^2}} \right] \left( \frac{\langle\sigma v\rangle}{10^{-26} \text{ cm}^3 \text{ s}^{-1}} \right) \\ &\quad \times \sqrt{\frac{1 \text{ MeV}^2}{h\nu m_X}} \int_{h\nu/m_X}^1 dy y^{1/2} \frac{C_X[(m_X/h\nu)y]}{10^3}, \end{aligned} \quad (6)$$

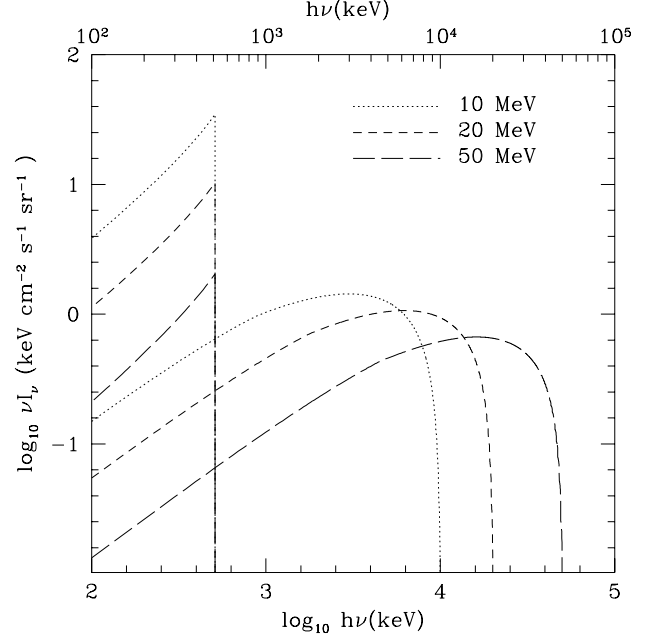


FIG. 1: Cosmic  $\gamma$ -ray background from dark matter annihilation. The dotted, short-dashed, and long-dashed lines show  $m_X = 10, 20$ , and  $50 \text{ MeV}$ , respectively. The curves which sharply cut off at  $511 \text{ keV}$  represent background light from line emission[19], while the others which extend to higher energy represent the internal bremsstrahlung.

where  $y \equiv h\nu(1+z)/m_X$ . Here, we have also assumed that the integral is dominated by  $1+z \gg (\Omega_\Lambda/\Omega_m) = 2.3$ .

We follow the method developed in our previous paper [19] for calculating the clumping factor of dark matter,  $C_X(z)$ . We have shown that  $C_X(z)$  at  $z \lesssim 20$  is approximately a power law,

$$C_X(z) = C_X(0)(1+z)^{-\beta}, \quad (7)$$

and  $\beta$  depends on adopted dark matter halo profiles. For example, a cuspy profile such as the Navarro-Frenk-White (NFW) profile [28],  $\rho_X(r) \propto r^{-1}$ , gives  $C_X(0) \simeq 10^5$  and  $\beta \simeq 1.8$ , while a flat profile such as the Truncated Isothermal Sphere (TIS) [29],  $\rho_X(r) \propto r^0$ , gives  $C_X(0) \simeq 10^3$  and  $\beta \simeq 0$  (see Figure 2 of [19]). Using a power-law evolution of  $C_X(z)$ , one obtains an approximate shape of the spectrum as

$$\nu I_\nu \propto \frac{h\nu \ln(2m_X/m_e)}{(\beta - 3/2)m_X^2} \left[ 1 - \left( \frac{h\nu}{m_X} \right)^{\beta-3/2} \right] \vartheta(m_X - h\nu), \quad (8)$$

for  $m_X \gg m_e$ . If  $\beta < 3/2$  (e.g., TIS),  $\nu I_\nu \propto (h\nu)^{\beta-1/2} (\ln m_X)/m_X^{\beta+1/2} \vartheta(m_X - h\nu)$ , whereas if  $\beta > 3/2$  (e.g., NFW),  $\nu I_\nu \propto h\nu [\ln(2m_X/m_e)]/m_X^2 \vartheta(m_X - h\nu)$ . Note that the shape of the spectrum becomes insensitive to halo profiles for the latter case (while the amplitude still depends on profiles).

Henceforth we shall adopt the NFW profile as the fiducial model, as it fits the mean central halo profiles in nu-

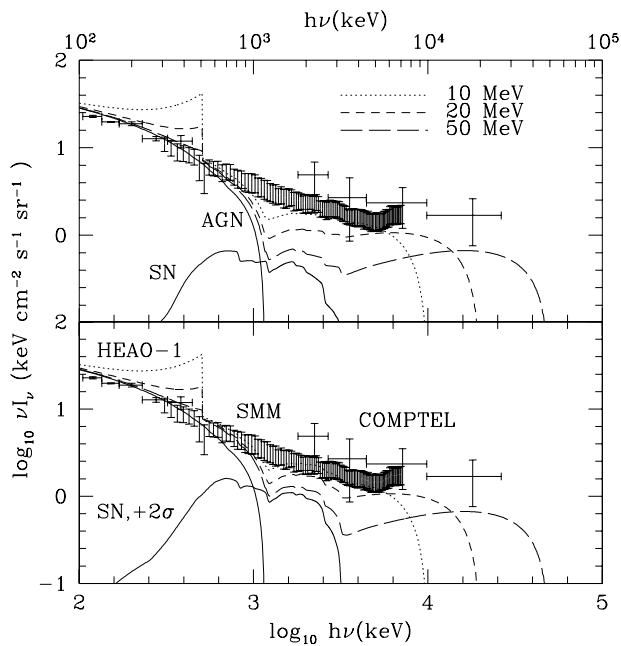


FIG. 2: The total cosmic  $\gamma$ -ray background produced by dark matter annihilation, AGNs[3], and Type Ia supernovae[12]. The dotted, short-dashed, and long-dashed lines show  $m_X = 10, 20$ , and  $50$  MeV, respectively. The supernova contribution depends on the observed supernova rate, and we consider the best-fit rate (upper panel) as well as the  $2\sigma$  upper limit (lower panel). The data points of HEAO-1 A4 MED[30], SMM[31], and COMPTEL[32] experiments are also shown.

merical simulations well. Following the previous paper, we take into account a scatter in halo profiles by integrating over a probability distribution of halo concentration; thus, our model effectively incorporates significantly less concentrated (such as our Galaxy) or more concentrated profiles than the average NFW. One might argue that our model based on the NFW profile is unable to explain  $\gamma$ -ray emission from the Galactic center, which requires  $\rho \propto r^{-0.4}$  (or shallower). If desired, one might use this profile and recalculate the  $\gamma$ -ray background spectrum; however, we continue to use the NFW profile, assuming that our Galaxy is not a “typical” halo in the universe. If there are so many more galaxies which obey the NFW profile, then the signal should be dominated by those typical halos. Of course, real universe does not have to be the same as numerical simulations, and one way to incorporate the uncertainty of halo profiles into our analysis would be to treat  $C_X(0)$  and  $\beta$  as free parameters. We shall come back to this point at the end of this paper. Figure 1 shows the predicted cosmic  $\gamma$ -ray background from dark matter annihilation, including line[19] and continuum emission, for  $m_X = 10, 20$ , and  $50$  MeV. The shape of the internal bremsstrahlung is described well by the approximate formula (Eq. [8]) with  $\beta = 1.8$ . As expected, the continuum spectrum extends up to  $h\nu \sim m_X$ , whereas line emission contributes only at  $< 0.511$  MeV.

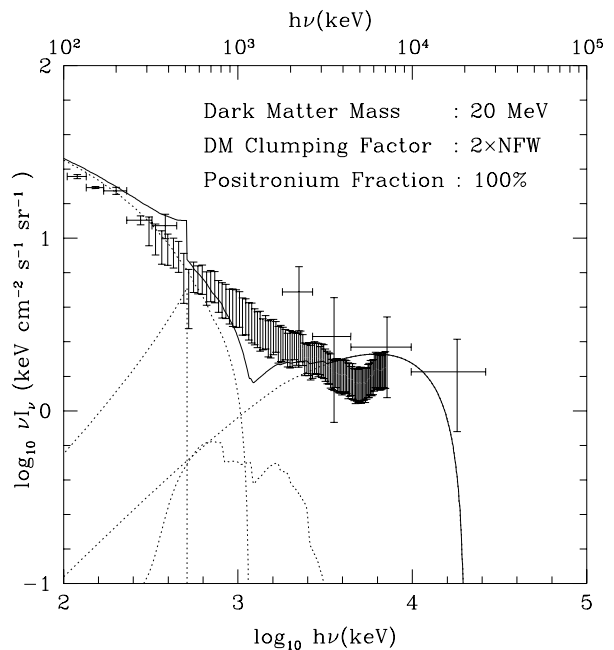


FIG. 3: The best-fit model of the cosmic  $\gamma$ -ray background. The model assumes (a)  $m_X = 20$  MeV, (b) the mean dark matter clumping factor is twice as large as predicted by the NFW profile (due to either a steeper profile or the presence of substructures), and (c) line emission is solely produced via positronium formation. The dashed lines show each contribution separately.

Now let us add extra contributions from known astronomical sources and compare the total predicted spectrum with the observational data. Figure 2 compares the sum of dark matter annihilation, AGNs[3] and Type Ia supernovae[12] with the data points of HEAO-1[30], SMM[31], and COMPTEL[32] experiments. We find that  $m_X \sim 20$  MeV fits the low-energy spectrum[19] and explains about a half of the spectrum at 1–20 MeV. Therefore, the internal bremsstrahlung from dark matter annihilation is a very attractive source of the cosmic  $\gamma$ -ray background in this energy region. It is remarkable that such a simple model provides adequate explanations to two completely different problems: 511 keV line emission from the Galactic center[17], and missing  $\gamma$ -ray light at 1–20 MeV. (The regular Blazars would dominate the spectrum beyond 20 MeV[4, 5, 6].)

If desired, one might try to improve agreement with the data in the following way. The continuum (combined with the other contributions) can fully account for the SMM and COMPTEL data, if the clumping factor is twice as large as predicted by the NFW profile. This could be easily done within uncertainty in our understanding of the structure of dark matter halos: for example, a slightly steeper profile, or the presence of substructure[33]. However, a larger clumping factor also increases 511 keV line emission by the same amount, which would exceed the HEAO-1 and SMM data. How

do we reduce line emission independent of continuum? The line emission is suppressed by up to a factor of 4, if  $e^+e^-$  annihilation occurs predominantly via positronium formation. Once formed, a positronium decays into either two 511 keV photons or three continuum photons. As the branching ratio of the former process is only 1/4, line emission is suppressed by a factor of 4 if all of annihilation occurs via positronium. If a fraction,  $f$ , of annihilation occurs via positronium, then line is suppressed by  $1 - 3f/4$ [20]; thus, we can cancel the effect of doubling the clumping by requiring that 2/3 of line emission be produced via positronium. Figure 3 shows our “best-fit” model, which assumes (a)  $m_X = 20$  MeV, (b) the mean clumping factor is twice as large, and (c) line emission is solely produced via positronium ( $f = 1$ ). Note that this is a reasonable extension of the minimal model and makes the model more realistic: we know from simulations that there must exist substructures in halos. Some fraction of line emission must be produced via positronium, as it has been known that more than 90% of 511 keV emission from the Galactic center is actually produced via positronium formation [34, 35]. While the model seems to slightly exceed the HEAO-1 and SMM data at low energy, we do not take it seriously as the discrepancy would be smaller than the uncertainty of the AGN model. The AGN model presented here assumes a high-energy cut-off energy of  $E_{\text{cut}} = 0.5$  MeV[3]. Since current data of AGNs in such a high energy band are fairly limited, uncertainty in  $E_{\text{cut}}$  is more than a factor of 2. Even a slight reduction in  $E_{\text{cut}}$  would make our model fit the low-energy spectrum.

The best-fit model is consistent with and supported by all of the current observational constraints: it fits the Galactic  $\gamma$ -ray emission as well as the cosmic  $\gamma$ -ray emission. It might also account for a small difference between theory and the experimental data of the muon and electron anomalous magnetic moment[36]. We stress here that, to the best of our knowledge, all of these data would remain unexplained otherwise. There is, however, one potential conflict with a new analysis of the SPI data by [37], which shows that a NFW density profile does provide a good fit to 511 keV line emission from the Galactic center, as opposed to the previous analysis by [17], which indicated a shallower profile than NFW. This new model would have much higher dark-matter clumping and require a substantially (more than an order of magnitude) smaller annihilation cross-section than  $\langle\sigma v\rangle \sim 3 \times 10^{-26} \text{ cm}^3 \text{ s}^{-1}$  to fit the Galactic data. Is our Galaxy consistent with NFW? This is a rather compli-

cated issue which is still far from settled (e.g., [38, 39]), and more studies are required to understand the precise shape of density profile of our Galaxy. If our Galaxy is described by a steep profile such as NFW, then the dark matter annihilation probably makes a negligible contribution to the  $\gamma$ -ray background, unless dark matter clumping is significantly increased by substructure[33], compensating a small cross section.

As shown in Figure 3, dark matter annihilation produces a distinctive  $\gamma$ -ray spectrum at 0.1–20 MeV. More precise determinations of the cosmic  $\gamma$ -ray background in this energy band will undoubtedly test our proposal. If confirmed, such measurements would shed light on the nature of dark matter, and potentially open a window to new physics: one implication is that neutralinos would be excluded from a candidate list of dark matter. Phenomenologically, our model may be parameterized by four free parameters: (1) dark matter mass,  $m_X$ , (2) a dark matter clumping factor at present,  $C_X(0)$ , (3) redshift evolution of clumping,  $\beta$ , and (4) a positronium fraction,  $f$ . When more precise data are available in the future, it might be possible to perform a full likelihood analysis and constrain properties of dark matter particles as well as dark matter halos.

Finally, the angular power spectrum of anisotropy of the  $\gamma$ -ray background at 1–20 MeV would also offer a powerful diagnosis of the detected signal (see [40] for the contribution from Type Ia supernovae). Our model predicts that the angular power spectrum should be given by the trispectrum (the Fourier transform of the four-point correlation function) of dark matter halos projected on the sky, as the signal is proportional to  $\rho^2$ . More specifically, the power spectrum should follow precisely that of the dark matter clumping factor. More high-quality data of the cosmic  $\gamma$ -ray background in this energy band are seriously awaited.

We would like to thank D.E. Gruber for providing us with the HEAO-1 and COMPTEL data, K. Watanabe for providing us with the SMM data, Y. Ueda for providing us with the AGN predictions, C. Boehm for sharing her results on the modeling of SPI data with us, and C. Boehm and J. Beacom for valuable comments on early versions of this paper. We would also like to thank G. Bertone and P.R. Shapiro for discussion. K. A. was partially supported by NASA Astrophysical Theory Program grants NAG5-10825, NAG5-10826, NNG04G177G, and Texas Advanced Research Program grant 3658-0624-1999.

---

[1] A. Cosmastrì, G. Setti, G. Zamorani and G. Hasinger, *Astron. Astrophys.* **296**, 1 (1995)  
[2] A. A. Zdziarski, N. W. Johnson, C. Done, D. Smith and K. McNaron-Brown, *Astrophys. J. Lett.* **438**, L63 (1995)  
[3] Y. Ueda, M. Akiyama, K. Ohta and T. Miyaji, *Astrophys. J.* **598**, 886 (2003)

[4] M. H. Salamon and F. W. Stecker, *Astrophys. J. Lett.* **430**, L21 (1994)  
[5] F. W. Stecker and M. H. Salamon, *Astrophys. J.* **464**, 600 (1996)  
[6] V. Pavlidou and B. D. Fields, *Astrophys. J. Lett.* **575**, L5 (2002)

- [7] D. D. Clayton and R. A. Ward, *Astrophys. J.* **198**, 241 (1975)
- [8] L.-S. The, M.D. Leising and D.D. Clayton, *Astrophys. J.* **403**, 32 (1993)
- [9] A. A. Zdziarski, *Mon. Not. R. Astron. Soc.* **281**, L9 (1996)
- [10] K. Watanabe, D. H. Hartmann, M. D. Leising and L.-S. The, *Astrophys. J.* **516**, 285 (1999)
- [11] L. E. Strigari, J. F. Beacom, T. P. Walker and P. Zhang, *JCAP* **0504**, 017 (2005)
- [12] K. Ahn, E. Komatsu and P. Höflich, *Phys. Rev. D* **71**, 121301R (2005)
- [13] F. W. Stecker and M. H. Salamon, in *Gamma 2001*, edited by S. Ritz, N. Gehrels and C. R. Schrader, AIP Conference Proceedings, Vol. 587(New York; American Institute of Physics), pp.432 (2001) (astro-ph/0104368)
- [14] J. J. Blom, et al., *Astron. Astrophys.* **298**, L33 (1995)
- [15] P. Jean et al, *Astron. & Astrophys.* **407**, L55 (2003)
- [16] J. Knödseder et al, *Astron. & Astrophys.* **411**, L457 (2003)
- [17] C. Boehm, D. Hooper, J. Silk, M. Casse and J. Paul, *Phys. Rev. Lett.* **92**, 101301 (2004)
- [18] D. Hooper, F. Ferrer, C. Boehm, J. Silk, J. Paul, N. W. Evans and M. Casse, *Phys. Rev. Lett.* **93**, 161302 (2004)
- [19] K. Ahn and E. Komatsu, *Phys. Rev. D* **71**, 021303R (2005)
- [20] J. F. Beacom, N. F. Bell and G. Bertone, *Phys. Rev. Lett.* **94**, 171301 (2005)
- [21] R. R. Crittenden, W. D. Walker and J. Ballam, *Phys. Rev.* **121**, 1823 (1961)
- [22] H. U. Martyn, in *Quantum Electrodynamics*, edited by T. Kinoshita (World Scientific, Singapore, 1990)
- [23] F. A. Berends and A. Bohm, in *High Energy Electron-Positron Physics*, edited by A. Ali and P. Söding (World Scientific, Singapore, 1998)
- [24] L. Bergström, T. Bringmann, M. Eriksson and M. Gustafsson, *Phys. Rev. Lett.* **94**, 131301 (2005)
- [25] J.A. Peacock, *Cosmological Physics* (Cambridge University Press, 1999), pp 91 - 94
- [26] D. N. Spergel et al., *Astrophys. J. Supp.* **148**, 213 (2003)
- [27] C. Boehm, T. A. Enßlin and J. Silk, *J. Phys. G* **30**, 279 (2004)
- [28] J. F. Navarro, C. S. Frenk and S. D. White, *Astrophys. J.* **490**, 493 (1997)
- [29] P. R. Shapiro, I. T. Iliev and A. C. Raga, *Mon. Not. R. Astron. Soc.* **307**, 203 (1999); I. T. Iliev and P. R. Shapiro, *Mon. Not. R. Astron. Soc.* **325**, 468 (2001)
- [30] D.E. Gruber, J.L. Matteson, L.E. Peterson and G.V. Jung, *Astrophys. J.* **520**, 124 (1999)
- [31] K. Watanabe, D. H. Hartmann, M. D. Leising and L.-S. The, *Astrophys. J.* **516**, 285 (1999)
- [32] S. C. Kappadath, et al., *Astron. Astrophys. Suppl.* **120**, 619 (1996)
- [33] J. Taylor and J. Silk, *Mon. Not. R. Astron. Soc.* **339**, 505 (2003)
- [34] R. L. Kinzer, P. A. Milne, J. D. Kurfess, M. S. Strickman, W. N. Johnson, and W. R. Purcell, *Astrophys. J.* **559**, 282 (2001)
- [35] E. Churazov, R. Sunyaev, S. Sazonov, M. Revnivtsev, and D. Varshalovich, *Mon. Not. R. Astron. Soc.* **357**, 1377 (2005).
- [36] C. Boehm and Y. Ascasibar, *Phys. Rev. D* **70**, 115013 (2004)
- [37] Y. Ascasibar, P. Jean, C. Boehm and J. Knödseder, in preparation.
- [38] J. J. Binney and N. W. Evans, *Mon. Not. R. Astron. Soc.* **327**, L27 (2001)
- [39] A. Klypin, H.-S. Zhao and R. S. Somerville, *Astrophys. J.* **573**, 597 (2002)
- [40] P. Zhang and J. F. Beacom, *Astrophys. J.* **614**, 37 (2004)