

# A very extended reionization epoch ?

A. Melchiorri<sup>1\*</sup>, T. Roy Choudhury<sup>2†</sup>, P. Serra<sup>1‡</sup>, A. Ferrara<sup>2§</sup>

<sup>1</sup>*Dipartimento di Fisica e Sezione INFN, Università di Roma “La Sapienza”, Ple Aldo Moro 5, 00185, Roma, Italy*

<sup>2</sup>*SISSA/ISAS, via Beirut 2-4, 34014 Trieste, Italy*

19 February 2019

## ABSTRACT

The recent observations of cross temperature-polarization power spectra of the Cosmic Microwave Background (CMB) made by the WMAP satellite are in better agreement with a high value of the Thomson scattering optical depth  $\tau \approx 0.17$ . This value is close to  $\tau = 0.3$ , which is taken as the upper limit in the parameter extraction analysis made by the WMAP team. However, models with  $\tau \sim 0.3$  provide a good fit to current CMB data and are not significantly excluded when combined with Large Scale Structure data. By making use of a self-consistent reionization model, we verify the astrophysical feasibility of models with  $\tau \sim 0.3$ . It turns out that current data on various observations related to the thermal and ionization history of the intergalactic medium are not able to rule out  $\tau \sim 0.3$ . The possibility of a very extended reionization epoch can significantly undermine the WMAP constraints on crucial cosmological parameters such as the Hubble constant, the spectral index of primordial fluctuations and the amplitude of dark matter clustering.

## 1 INTRODUCTION

The recent results on Cosmic Microwave Background (CMB) anisotropy from the WMAP satellite (Bennett et al. 2003; Spergel et al. 2003) represent an extraordinary success for the standard cosmological model of structure formation based on Cold Dark Matter (CDM) and adiabatic primordial perturbations. Furthermore, data releases from the Sloan Digital Sky Survey (SDSS; Tegmark et al. 2004) are living up to expectations and combined analysis of all these datasets are placing strong constraints on most cosmological parameters.

However, even if theory and observations are in spectacular agreement, discrepancies seem to be present and have already stimulated the interest of several authors. One of most unexpected results from the first year WMAP data is indeed the detection of an excess in the large angular scale cross temperature-polarization power spectrum (Kogut et al. 2003). In the standard scenario, this excess may be interpreted as due to a late reionization process which produces a second last scattering surface at lower redshifts ( $\sim 10 - 20$ ). The CMB radiation can therefore get polarized through anisotropic Thomson scattering on angular scales comparable to the horizon at reionization ( $\theta > 5^\circ$ ).

Analysis made by the WMAP team of the cross temperature-polarization data constrains the best-fit value of the Thomson optical depth of the universe to  $\tau \approx 0.17$  (the exact best-fit value and the errors depend on the analysis technique employed). Following this, considerable effort is spent in constructing models, both numerical (Ciardi, Ferrara, & White 2003; Ricotti & Ostriker 2004; Sokasian et al. 2003; Sokasian et al. 2004; Gnedin 2004) and semi-analytical (Wyithe & Loeb 2003; Hui & Haiman 2003; Choudhury & Ferrara 2005), analyzing the feasibility of such a high  $\tau$ . In this context, it was shown that an early population of metal-free stars, with reasonably low values of star-forming efficiency and es-

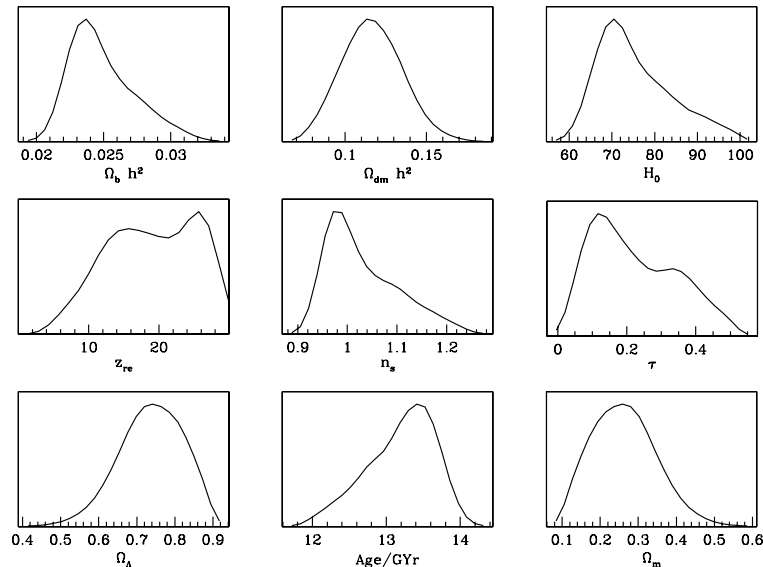
cape fraction (Ciardi, Ferrara, & White 2003; Choudhury & Ferrara 2005), is sufficient to produce such a high  $\tau$ .

In this paper we want to emphasize another aspect of this result and investigate the compatibility of cosmological and astrophysical data with a very extended reionization process i.e.  $\tau \sim 0.3$ . As we illustrate in the next section, the parameter extraction made by the WMAP team has not considered this case, since a top-hat prior of  $\tau < 0.3$  has been included in their analyses (see Spergel et al. 2003 and Peiris et al. 2003). Given the fact that the reionization process is still to be fully understood, one could wonder about the robustness of this assumption. In the next section we will indeed show that  $\tau = 0.3$  is compatible with the data and, as already pointed out in (Tegmark et al. 2004; Fosalba & Szapudi 1998), letting  $\tau$  to vary freely up to  $\tau = 0.5$  more than doubles the error bars on cosmological parameters. Studying the astrophysical feasibility of a very extended reionization is therefore not only important for the theoretical understanding of the process but also for determining the cosmological parameters with highest possible accuracy and reliability.

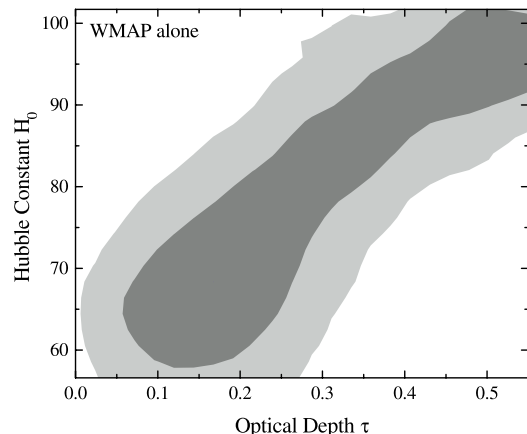
The paper is organized as follows: In the next section, we analyze current CMB and Large Scale Structure data to show that high values of the optical depth are not excluded and discuss the implications of having  $\tau \sim 0.3$  on cosmological parameters. In section 3, we verify whether models with  $\tau \sim 0.3$  violate any observational constraints related to the ionization and thermal history of the universe. The final section presents our conclusions.

## 2 COSMOLOGICAL CONSTRAINTS ON THE OPTICAL DEPTH

In this Section we investigate the possibility of having a high optical depth  $\tau \sim 0.3$  by analyzing current CMB and Large Scale Structure data. The method we adopt is based on the Markov Chain



**Figure 1.** Likelihood distribution functions on the cosmological parameters described in the text. Only the WMAP data is used without prior on the optical depth. As we can see, values of  $\tau \sim 0.3$  are well consistent with the data



**Figure 2.** 1- $\sigma$  and 2- $\sigma$  likelihood contour plot in the  $H_0$  vs  $\tau$  plane from the WMAP data alone. There is a clear degeneracy between the two parameters and the Hubble parameter is unconstrained from the CMB data alone. Including the prior  $\tau < 0.3$  artificially constrains the Hubble parameter.

Monte Carlo package `cosmomc`<sup>1</sup> (Lewis & Bridle 2002). We sample the following 6 dimensional set of cosmological parameters, adopting flat priors on them: the physical baryon and CDM densities,  $\omega_b \equiv \Omega_b h^2$  and  $\omega_{dm} \equiv \Omega_{dm} h^2$ , the ratio of the sound horizon to the angular diameter distance at decoupling,  $\theta_s$ , the scalar spectral index and the overall normalization of the spectrum,  $n_s$  and  $A_s$ , and, finally, the optical depth to reionization,  $\tau$ . Furthermore, we consider purely adiabatic initial conditions, we impose flatness and we do not include gravitational waves. We restrict our analysis to the case of 3 massless neutrino families. We include the first-year temperature and polarization data (Bennett et al. 2003) with the routine for computing the likelihood supplied by the WMAP team (Verde et al. 2003) as well as the CBI (Readhead et al. 2003) and ACBAR measurements of the CMB.

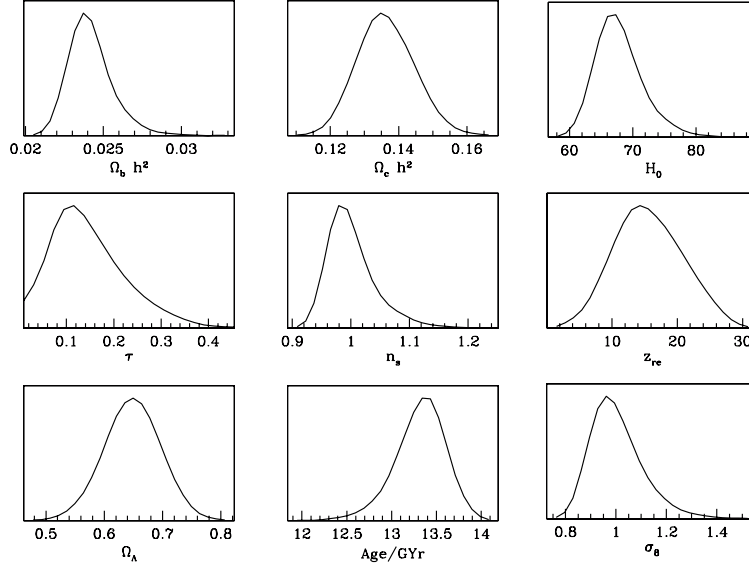
In addition to the CMB data, we also consider the constraints

on the real-space power spectrum of galaxies from the SDSS (Tegmark et al. 2004). We restrict the analysis to a range of scales over which the fluctuations are assumed to be in the linear regime ( $k < 0.2 h^{-1} \text{Mpc}$ ). When combining the matter power spectrum with CMB data, we marginalize over a bias  $b$ , constant with scale and redshift, considered as an additional nuisance parameter.

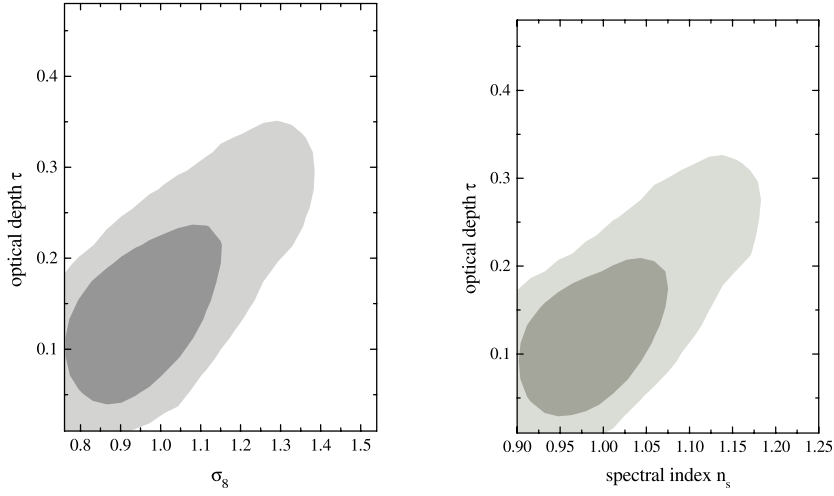
The results of our analysis are reported in Table 1 and displayed in Figures 1–4. In Figure 1 we show the likelihood distribution function obtained by analyzing the WMAP data only. As we can see the data does not provide strong constraints on  $\tau$  and values as large as  $\tau \sim 0.5$  are compatible with the data. As a further example, we plot in Figure 2 the 2 –  $D$  likelihood distribution on the  $H_0$ – $\tau$  plane after marginalization over the remaining *nuisance* parameters. As we can see there is a clear degeneracy between the two parameters and the value of the Hubble constant is not constrained by the WMAP data alone. The claimed constraint in Spergel et al. (2003) of  $h = 0.75 \pm 0.05$  at 68% c.l. is mostly due to the top prior on  $\tau$ . For comparison, we report in Table 1 the results from a similar analysis but with now the inclusion of an external top-hat prior of  $\tau < 0.3$  as in the analysis made by the WMAP team (Spergel et al. 2003). As we can see, the inclusion of the optical depth prior more than halves the error bars and greatly improves the constraints on the Hubble parameter, the spectral index and the baryon density to values in agreement with those reported by the WMAP team.

It is useful to compare the WMAP constraints derived in the case of  $\tau \sim 0.30$  with independent cosmological probes. If we assume a high value of  $\tau = 0.30 \pm 0.01$ , then the maximum likelihood best fit values are  $\omega_b = 0.026$ ,  $h = 0.78$  and  $n_s = 1.07$ . A value of  $h \sim 0.8$  is still in reasonable agreement with the HST constraint of  $h = 0.72 \pm 0.07$  (Freedman et al. 2001). Values of  $\omega_b > 0.025$  are difficult to reconcile with abundances of primordial light elements and standard Big Bang Nucleosynthesis which provide  $\omega_b = 0.020 \pm 0.001$  (Burles & Tytler 1998). However, neutrino physics is still rather unknown and deviations from the standard model, like inclusion of neutrino chemical potential or extra relativistic degrees of freedom could be present and larger values of  $\omega_b$  may be possible (see e.g. Hansen et al. 2002). We can therefore conclude that the high  $\tau$  case is in agreement with the WMAP

<sup>1</sup> Available from <http://cosmologist.info>.



**Figure 3.** Likelihood distribution functions on the cosmological parameters described in the text. The WMAP+SDSS data is used without external prior on the optical depth. Values of  $\tau \sim 0.3$  are now less in agreement with the data but still inside the  $2\sigma$  level.



**Figure 4.**  $1\text{-}\sigma$  and  $2\text{-}\sigma$  likelihood contour plots in the  $\tau$  vs  $\sigma_8$  (left panel) and  $\tau$  vs  $n_s$  (right panel) planes from a WMAP+SDSS analysis. Even after the inclusion of large scale structure data, there is a clear degeneracy between the parameters. Values of  $\tau \sim 0.3$  are in between the  $2\sigma$  contours if  $n_s \sim 1.1$  and  $\sigma_8 \sim 1.17$ .

data and that the best fit cosmological model with  $\tau = 0.3$  is in reasonable agreement with several other observables.

Including the SDSS data, as we do in Figure 3, breaks several degeneracies, mainly between the spectral index  $n_s$  and  $\tau$ , and improves the constraints. However, as we can see from Figure 4, models with  $\tau = 0.3$  are still inside the  $2\text{-}\sigma$  level and are not strongly disfavoured. In the WMAP+SDSS analysis, the best fit model under the assumption of  $\tau = 0.30 \pm 0.01$  has  $\omega_b = 0.027$ ,  $h = 0.75$ ,  $n_s = 1.08$  and  $\sigma_8 = 1.17$ . These results are close to those from the previous WMAP analysis further confirming the reasonable agreement between the SDSS data and  $\tau = 0.3$ .

Including ACBAR and CBI experiments to WMAP+SDSS improves the constraints on  $\tau$  and we get an upper limit of  $\tau \leq 0.25$ . While this disfavors the  $\tau \sim 0.3$  hypothesis, one should also note that other effects like massive neutrinos (see Fogli et al. 2004), running spectral index and a scale-dependent bias, just to name a few, could all be present and improve the agreement be-

tween models with high  $\tau$  and the data. For example, including a running spectral index in the primordial spectrum, which may be motivated by inflation and/or by a scale dependent bias in galaxy clustering, enlarges the constraints again to  $\tau \leq 0.32$ . In the case of running spectral index and  $\tau = 0.30$  the best fit parameters are  $\omega_b = 0.024$ ,  $h = 0.67$ ,  $n_s = 0.93$ ,  $dn/d \ln k = -0.08$  and  $\sigma_8 = 1.11$ .

An accurate determination of  $\sigma_8$  may be the best way to determine  $\tau$ . Unfortunately there is a large scattering in the constraints on  $\sigma_8$  from current observations. A value of  $\sigma_8 = 1.1 - 1.2$  is compatible with the determinations inferred from the local cluster X-ray temperature function (see e.g. Pierpaoli et al. 2001; Borgani & Guzzo 2001; Eke et al. 1996) and cosmic shear data (Van Waerbeke et al. 2001; Refregier et al. 2002; Bacon et al. 2003), but incompatible with other analysis (see e.g. Seljak 2002; Viana et al. 2002). Recent measurements of galaxy clustering at redshift  $z = 0.6$  from the COMBO-17 survey gives  $\sigma_8 = 1.02 \pm 0.17$

at zero redshift (Phleps et al. 2005). It is interesting to point out that, if the small-scale CMB anisotropy excess measured by the CBI experiment (see Readhead et al. 2003) is indeed due to integrated Sunyaev-Zeldovich effect, this would be compatible with a value of  $\sigma_8 = 1.04 \pm 0.12$  (Komatsu & Seljak 2002) therefore in agreement with a very extended reionization scenario.

### 3 ASTROPHYSICAL CONSTRAINTS

A potential challenge to models with high values of  $\tau$  can come from the astrophysical constraints. To address this issue, we study the implications of a high value of  $\tau \sim 0.3$  on reionization history of the universe. For this purpose, we use a semi-analytical model (Choudhury & Ferrara 2005) developed for studying cosmic reionization and thermal history of the intergalactic medium (IGM). The model implements most of the relevant physics governing these processes, such as the inhomogeneous IGM density distribution, three different classes of ionizing photon sources (massive PopIII stars, PopII stars and QSOs), and radiative feedback inhibiting star formation in low-mass galaxies. The main advantage of the model is that it can be constrained quite well by comparing its predictions with various observational data, namely, the redshift evolution of Lyman-limit absorption systems (Storrie-Lombardi et al. 1994), Gunn-Peterson (Songaila 2004) and electron scattering optical depths (Kogut et al. 2003) and cosmic star formation history (Nagamine et al. 2004); in addition the model also includes constraints obtained by Salvaterra & Ferrara (2003) on Near Infra Red Background (NIRB) data (Matsumoto et al. 2000; Gorjian, Wright, & Chary 2000; Cambr  sy et al. 2001; Wright 2001). In this paper, we extend the above model of Choudhury & Ferrara (2005) to include the possibility of a high  $\tau$  along with high values of  $n_s = 1.08$ ,  $\sigma_8 = 1.17$  and  $\omega_b = 0.027$ , as discussed in the previous section.

The most crucial difficulties in admitting such a high value of  $\tau$  within standard reionization scenarios can be divided into two parts. In the first part, we discuss whether it is possible to have sources which can produce a high number of ionizing photons so as to produce a large  $\tau$ . In standard scenarios, metal-free PopIII stars with a photon production efficiency  $\epsilon_{\text{III}} \equiv \epsilon_{\text{SF,III}} f_{\text{esc,III}} \approx 0.006$  (where  $\epsilon_{\text{SF,III}}$  is the star-forming efficiency and  $f_{\text{esc,III}}$  is the escape fraction of ionizing photons) are able to produce a  $\tau = 0.17$  (the best-fit value obtained by fitting the temperature-polarization cross power spectrum to  $\Lambda$ CDM models in which all parameters except  $\tau$  assume their best fit values based on the temperature power spectrum; Kogut et al. 2003). One might then expect that a considerable higher value of  $\epsilon_{\text{III}}$  must be required to produce a  $\tau$  of 0.3. However, one should also keep in mind that the model with  $\tau = 0.3$  has higher values of  $\sigma_8 = 1.17$  and  $\omega_b = 0.027$  compared to the standard one, which means that (i) the number of collapsed haloes is higher and (ii) the baryonic mass within the collapsed haloes is larger. In fact, the value of  $\epsilon_{\text{III}}$  required to match the high  $\tau$  is  $\approx 0.0035$ , which is similar to the value in standard scenarios. So we conclude that production of a large number of ionizing photons at high redshift does not pose any serious difficulty for models with high  $\tau$ .

The second difficulty regarding high values of  $\tau$  is whether such a high number of photons at high redshift violate any observational constraints (see Figure 5). The first set of such constraints come from the observations related to the IGM. Since there are virtually no observational data on IGM at  $z > 6$ , the most severe constraints on the model comes from the Lyman- $\alpha$  Gunn-Peterson

optical depth  $\tau_{\text{GP}}$  at  $z \approx 6$ . In the standard scenario,  $\tau_{\text{GP}}$  observations are very well matched by the flux from normal PopII stars with an efficiency  $\epsilon_{\text{II}} \approx 0.0005$  along with a population of QSOs as required by data on optical luminosity function. It is thus necessary that the PopIII stars do not have a significant flux at  $z \approx 6$ . For the models studied in this paper, this provides a mild constraint on the transition redshift of PopIII stars  $z_{\text{trans}} \gtrsim 10.5$ . However, there is another physical process which affects  $\tau_{\text{GP}}$  and thus provides further constraints. This has to do with the mean free path  $\lambda_H$  of hydrogen-ionizing photons. At high redshifts, the high flux from PopIII stars create huge ionized regions, thus producing high values of  $\lambda_H \sim 60\text{--}80$  Mpc. Once the PopIII stars disappear at  $z_{\text{trans}}$ , these ionized regions start becoming neutral over a recombination time-scale resulting in a gradual decrease of  $\lambda_H$ . However, the constraints on  $\tau_{\text{GP}}$  (taking into account the uncertainty in the value of the slope of the IGM temperature-density relation  $\gamma$ ) imply that  $\lambda_H \lesssim$  few Mpc at  $z \approx 6$ . To obtain such low values of  $\lambda_H$ , one has to make sure that the PopIII stars start disappearing around  $z_{\text{trans}} \approx 11$ . Once this condition is satisfied, the model is consistent with various available observations, namely, the redshift evolution of Lyman-limit systems, the temperature corresponding to the mean IGM density, the cosmic SFR and  $\tau_{\text{GP}}$ , as shown in Figure 5.

The second set of observational consequence is related to the NIRB which is believed to be due to the PopIII stars. The observations of NIRB constrain the combination  $\epsilon_{\text{SF,III}}(1 - f_{\text{esc,III}})$  and  $z_{\text{trans}}$  (Salvaterra & Ferrara 2003; Magliocchetti, Salvaterra, & Ferrara 2003). First, note that the value of  $\tau$  is sensitive only to the combination  $\epsilon_{\text{SF,III}} f_{\text{esc,III}}$ ; hence, it is not difficult to match the NIRB constraints on  $\epsilon_{\text{SF,III}}(1 - f_{\text{esc,III}})$  by suitably choosing the values of  $\epsilon_{\text{SF,III}}$  and  $f_{\text{esc,III}}$ . Second, the decline of the NIRB at wavelengths below the J band constrains  $z_{\text{trans}} \approx 10$ , whereas the  $\tau_{\text{GP}}$  constraints at  $z \gtrsim 6$  require that  $z_{\text{trans}} > 11$  (as discussed in the previous paragraph). However, the constraint from NIRB is not too strong mainly due to lack of reliable data at wavelengths shortwards of the J band. It is thus difficult to rule out models where the PopIII star formation rate starts decreasing gradually from  $z \approx 11$  with substantial contribution remaining till  $z \approx 9$ .

In conclusion, current observations, related to the IGM and NIRB, are not able to rule out models with  $\tau \sim 0.3$ , though they are only marginally consistent in some cases.

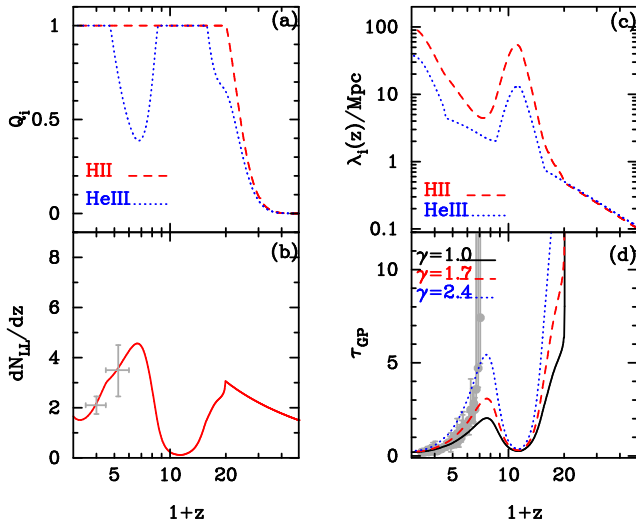
### 4 CONCLUSIONS

In this paper we have investigated the feasibility of a very extended reionization. We can summarize our results in

- The first year WMAP data is in perfect agreement with an Thomson scattering optical depth parameter as high as  $\tau = 0.4$ . Not considering this possibility in parameter extraction analysis may bias the results on several quantities like the Hubble constant, the baryon density and  $\sigma_8$ .
- Including galaxy clustering data from SDSS disfavors models with  $\tau = 0.3$  but not at high significance. Similarly, inclusion of the CMB data from CBI and ACBAR improves the constraints to  $\tau \leq 0.25$ . On the other hand, if additional parameters like a running spectral index or scale dependent bias are considered, high  $\tau$  models are found to be in better agreement with observations.
- We have therefore studied the astrophysical feasibility of such a high value of  $\tau$ , particularly with respect to the observations related to the reionization history of the universe. Using a simple semi-analytical model (Choudhury & Ferrara 2005), we find that

**Table 1.** Constraints on Cosmological Parameters from WMAP and SDSS (see text).

Parameter	WMAP only	WMAP + $\tau < 0.30$	WMAP + $\tau = 0.30 \pm 0.01$	WMAP + SDSS	WMAP + SDSS + $\tau = 0.30 \pm 0.01$
$\Omega_b h^2$	$0.023^{+0.010}_{-0.003}$	$0.023^{+0.004}_{-0.003}$	$0.026^{+0.005}_{-0.003}$	$0.0236^{+0.0047}_{-0.0023}$	$0.027^{+0.002}_{-0.003}$
$\Omega_{dm} h^2$	$0.12^{+0.04}_{-0.05}$	$0.13^{+0.04}_{-0.03}$	$0.11^{+0.03}_{-0.05}$	$0.14^{+0.02}_{-0.02}$	$0.13^{+0.01}_{-0.02}$
$h_0$	$0.69^{+0.30}_{-0.08}$	$0.68^{+0.13}_{-0.06}$	$0.78^{+0.11}_{-0.08}$	$0.66^{+0.11}_{-0.06}$	$0.75^{+0.05}_{-0.07}$
Age	$13.5^{+0.6}_{-1.7}$	$13.5^{+0.5}_{-0.9}$	$12.9^{+1.0}_{-0.4}$	$13.4^{+0.5}_{-0.9}$	$12.8^{+0.5}_{-0.5}$
$n_s$	$0.96^{+0.29}_{-0.06}$	$0.97^{+0.13}_{-0.06}$	$1.07^{+0.07}_{-0.06}$	$0.985^{+0.128}_{-0.055}$	$1.08^{+0.05}_{-0.08}$
$\tau$	$0.10^{+0.43}_{-0.08}$	$0.11^{+0.19}_{-0.09}$	$0.30^{+0.02}_{-0.02}$	$0.11^{+0.26}_{-0.09}$	$0.30^{+0.02}_{-0.02}$
$\sigma_8$	—	—	—	$0.96^{+0.36}_{-0.16}$	$1.17^{+0.14}_{-0.11}$



**Figure 5.** Comparison of a model having  $\tau = 0.3$  with various astrophysical observations. Adopted parameters are  $\epsilon_{\text{III}} = 3.5 \times 10^{-3}$ ,  $\epsilon_{\text{II}} = 3 \times 10^{-4}$ ,  $z_{\text{trans}} = 11$ . The panels show as a function of redshift: (a) filling factor of ionized hydrogen and doubly-ionized helium regions, (b) specific number of Lyman-limit systems, (c) ionizing photons mean free path for hydrogen and helium, (d) Lyman- $\alpha$  Gunn-Peterson optical depth for three values of slope  $\gamma$  of the IGM temperature-density relation.

an early population of massive metal free PopIII stars with photon production efficiency  $\epsilon_{\text{III}} \equiv \epsilon_{\text{SF,III}} f_{\text{esc,III}} \approx 0.0035$  is sufficient to produce such a high  $\tau$ . However, in order that the photon flux does not violate the Lyman- $\alpha$  Gunn-Peterson optical depth constraints at  $z \gtrsim 6$ , the PopIII star formation rate should start decreasing around  $z_{\text{trans}} \approx 11$ . This value of  $z_{\text{trans}}$  is marginally consistent with the observations of NIRB.

We can therefore conclude that the possibility of a very extended reionization epoch is still not completely ruled out by current data and should be taken into account, especially when deriving reliable  $2\sigma$  constraints from CMB anisotropy measurements. In future, more accurate CMB polarization measurements, such as those expected from the Planck satellite experiment, together with high accuracy measurements of  $\sigma_8$  from weak lensing and galaxy surveys, will be able to verify or rule out this interesting possibility.

## ACKNOWLEDGMENTS

The authors would like to thank C. Baccigalupi and S. Leach for useful discussions. AM work is part of the GEMINI-SZ project funded by MURST through COFIN contract no. 2004027755.

## REFERENCES

- Bacon, D. J., Massey, R. J., Refregier, A. R., Ellis, R. S., 2003, MNRAS, 344, 673.
- Bennett C.L. *et al.*, 2003, ApJS, 148, 1.
- Borgani S., Guzzo L., 2001, Nature, 409, 39.
- Burles S. and Tytler D., 1998, ApJ, 507, 732.
- Cambr sy L., Reach W. T., Beichman C. A., Jarrett T. H., 2001, ApJ, 555, 563
- Choudhury T. R., Ferrara A., 2005, MNRAS in press, Preprint: astro-ph/0409018
- Ciardi B., Ferrara A., White S. D. M., 2003, MNRAS, 344, L7
- Eke V. R., Cole S., Frenk C. S., 1996, MNRAS, 282, 263.
- Fogli G. L., *et al.*, Phys. Rev. D, 2004, 70, 113003
- Fosalba P. and Szapudi I., 2004, ApJ, 617, L95
- Freedman W. L. *et al.*, 2001, ApJ, 553, 47.
- Gnedin N. Y., 2004, ApJ, 610, 9
- Gorjian V., Wright E. L., Chary R. R., 2000, ApJ, 536, 550
- Hansen S. H., Mangano G., Melchiorri A., Miele G. and Pisanti O., 2002, Phys. Rev. D, 65, 023511
- Hinshaw G. *et al.*, 2003, ApJS, 148, 135.
- Hui L., Haiman Z., 2003, ApJ, 596, 9
- Kogut A. *et al.*, 2003, ApJS, 148, 161.
- Komatsu E. and Seljak U., 2002, MNRAS, 336, 1256.
- Lewis A. and Bridle S., 2002, Phys. Rev. D, 66, 103511
- Magliocchetti M., Salvaterra R., Ferrara A., 2003, MNRAS, 342, L25
- Matsumoto T. *et al.*, 2000, in Lemke, D., Stickel, M., and Wilke, K., eds, ISO Survey of a Dusty Universe, Lecture Notes in Physics, vol. 548, p. 96
- Nagamine K., Cen R., Hernquist L., Ostriker J. P., Springel V., 2004, ApJ, 610, 45
- Peiris H. V. *et al.*, 2003, ApJS, 148, 213
- Phleps S., *et al.*, 2005, arXiv:astro-ph/0506320.
- Pierpaoli E., Scott D., White M., 2001, MNRAS 325, 77
- Readhead A. C. S. *et al.*, 2003, ApJ, 609, 498
- Refregier, A., Rhodes, J., Groth, E. J., 2002, ApJ, 572, L131
- Ricotti M., Ostriker J. P., 2004, MNRAS, 350, 539
- Salvaterra R., Ferrara A., 2003, MNRAS, 339, 973
- Seljak U., 2002, MNRAS, 337, 769
- Sokasian A., Abel T., Hernquist L., Springel V., 2003, MNRAS, 344, 607
- Sokasian A., Yoshida N., Abel T., Hernquist L., Springel V., 2004, MNRAS, 350, 47
- Songaila A., 2004, AJ, 127, 2598
- Spergel D. N. *et al.*, 2003, ApJS, 148, 175
- Storrie-Lombardi L. J., McMahon R. G., Irwin M. J., Hazard C., 1994, ApJ, 427, L13
- Tegmark M. *et al.*, 2004, ApJ, 606, 702
- Van Waerbeke L. *et al.*, 2001, A&A, 374, 757
- Verde L. *et al.*, 2003, ApJS, 148, 195.
- Viana P. T. P., Nichol R. C., Liddle A. R., 2002, ApJ, 569, L75
- Wright E. L., 2001, ApJ, 553, 538
- Wyithe J. S. B., Loeb A., 2003, ApJ, 588, L69