

# [Fe/H] relations for c-type RR Lyrae Variables based upon Fourier Coefficients

Siobahn M. Morgan,<sup>\*</sup> Jennifer N. Wahl and Rachel M. Wieckhorst

*Department of Earth Science, University of Northern Iowa, Cedar Falls, Iowa, 50614-0335, USA*

Accepted 0000 December 00. Received 0000 December 00; in original form 0000 October 00

## ABSTRACT

[Fe/H] -  $\phi_{31}$  -  $\log P$  relations are found for c-type RR Lyrae stars in globular clusters. The relations are analogous to that found by Jcsik & Kovács (1996) for field ab-type RR Lyrae stars, where a larger period correlates with lower metallicity values for similar values of the Fourier coefficient  $\phi_{31}$ . The relations obtained here are used to determine the metallicity of field c-type RR Lyrae stars, those within  $\omega$  Cen, the LMC and toward the galactic bulge. The results are found to compare favorably to metallicity values obtained elsewhere.

**Key words:** stars: abundances – stars: variables: other – globular clusters: general

## 1 INTRODUCTION

For nearly one hundred years, Fourier functions have been used to determine the pulsation period,  $P$ , of regular variables. Typically the light variation over time is fit to a relation of the form

$$V(t) = A_0 + \sum_{i=1}^n A_i \cos(i\omega t + \phi_i) \quad (1)$$

where the terms  $A_i$  and  $\phi_i$  are the Fourier coefficients of the fit of degree  $n$ , and  $\omega = 2\pi/P$ . Generally the values of  $A_i$  and  $\phi_i$  were ignored when this function was used to determine the value of  $P$ . Simon & Lee (1981) showed that these terms when combined in the following manner -  $R_{ij} = A_i/A_j$  and  $\phi_{ij} = \phi_i - i\phi_j$ , could provide more information about pulsating variables than at first thought. Currently, the coefficients derived from the light curves of Cepheids and RR Lyrae have been used to provide information about pulsation modes and resonance effects, as well as physical characteristics of the stars such as mass, luminosity, and metallicity.

Jurcsik & Kovács (1996, hereafter JK) surveyed field ab-type RR Lyrae (RRab) and derived a relationship between  $P$ ,  $\phi_{31}$  and [Fe/H] for RRab variables which has been used in a variety of applications, in particular to determine the metallicity of stars found in large scale surveys (Morgan et al. 1998, hereafter MSB98), in globular clusters (Cacciari et al. 2005) and in other galaxies (Marconi & Clementini 2005; Gratton et al. 2004). Sandage (2004) describes this relationship as an aspect of the Oosterhoff-Arp-Preston period-metallicity effect, in which the apparent shift of the value

of  $P$  or  $\phi_{31}$  is dependent upon the influence metallicity has on horizontal branch morphology. Kovács & Walker (2001) expanded upon the work of JK by investigating possible relationships between the physical parameters of RRab stars and other Fourier coefficients. They found several trends in the value of photometric colours and magnitudes with the coefficients.

The utilization of the Fourier coefficients of the c-type RR Lyrae variables (RRc) has not been as extensive as that of the RRab stars. Simon (1989) used hydrodynamic models of RRc stars to show relationships exist between the values of  $Y$ , luminosity, mass,  $P$  and  $\phi_{31}$ . In particular, he found that  $\phi_{31}$  is directly related to the luminosity-mass ratio,  $L/M^{1.81}$ , for these stars. Simon (1990) showed that the distribution of  $\phi_{31}$  with period would vary according to Oosterhoff group, with Oosterhoff I cluster stars having larger values of  $\phi_{31}$  for a given value of  $P$  than stars from Oosterhoff II clusters. Clement et al. (1992) found strong evidence for the trend of  $\phi_{31}$  increasing with period in their observations of several globular clusters, and also noted the trend for lower metallicity clusters to have their  $\phi_{31}$  values shifted to longer periods than the higher metallicity clusters on a  $\phi_{31}$ - $P$  diagram. This result was also observed in the RRc variables in M68 by Clement et al. (1993). The general nature of this aspect of the variation of  $\phi_{31}$  with metallicity has previously been used to estimate the metallicity of RRc stars in the OGLE surveys of the galactic bulge (MSB98) and toward 47 Tuc (Morgan & Dickerson 2000), however these results were at best only general approximations for the value of [Fe/H].

The lack of a metallicity relationship for the RRc stars analogous to that derived by JK is likely due to the scarcity of accurate metallicity and light curve data for field RRc variables. Generally metallicities for field RRc stars are esti-

<sup>\*</sup> E-mail: siobahn.morgan@uni.edu

mated using  $\Delta S$  values, with only a few metallicities derived from high resolution spectroscopy. In several cases, the  $\Delta S$  values obtained for a single RRc star are seen to vary significantly, making the accuracy of the metallicity for such stars suspect.

Fortunately, there is an abundance of data for globular cluster RRc variables, including values for cluster metallicity and a significant number of Fourier coefficients. We will use these data to derive relationships for RRc stars relating the Fourier coefficient  $\phi_{31}$ , pulsation period and  $[\text{Fe}/\text{H}]$ . The resulting relations will also be applied to several test cases, including field RRc stars, as well as variables in  $\omega$  Cen, the Large Magellanic Cloud and toward the galactic bulge.

## 2 METHOD

The Fourier coefficients for globular cluster RRc variables were obtained from the Fourier coefficient website (Morgan 2003) as well as from some very recent publications. The data sources for the clusters are listed in Table 1. In order to avoid possible errors with conversion from one photometric system to another, only Fourier coefficients derived from  $V$  magnitudes were considered. Where ever possible the light curve data for the individual stars were examined and Fourier fits that were based upon sparsely sampled light curves or with poorly defined maxima/minima were excluded. The number of stars from each cluster ultimately used in the study are included in Table 1 as well. The metallicity value used for each cluster was taken from Harris (1996). This source was selected due to its coverage of all of the clusters in our study and its consistency with other studies. Typically there are slight differences in the values for  $[\text{Fe}/\text{H}]$  from Harris (1996) when compared to other metallicity scales such as Carretta & Gratton (1997) and Zinn & West (1984).

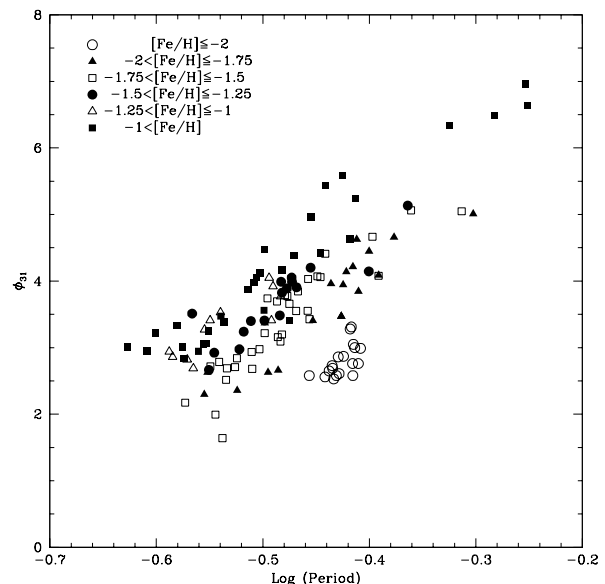
Overtone pulsators like RRc stars generally have a lower order fit (low value of  $n$  in equation 1) used for the light curve, which limits the number of Fourier coefficients available. As was outlined in the introduction and shown in MSB98 and Morgan & Dickerson (2000), the coefficient that appears to depend strongest upon the metallicity value is the  $\phi_{31}$  term. Our study concentrated exclusively on this coefficient. The  $\phi_{31}$  values for all of the stars in our sample are plotted relative to  $\log P$  in Figure 1, with the coding in the diagram based upon the  $[\text{Fe}/\text{H}]$  values from Table 1.

The relation of JK is linear between  $[\text{Fe}/\text{H}] - P - \phi_{31}$ , while that found by Sandage (2004) uses  $\log P$  rather than  $P$  with virtually the same degree of accuracy as the JK relation. We found the use of a  $\log P$  term to be better, since it has a nearly linear relationship with  $\phi_{31}$ . Initial attempts to fit a linear relationship between  $[\text{Fe}/\text{H}]$ ,  $\phi_{31}$  and  $\log P$ , similar to that of JK or Sandage (2004) to the data consistently resulted in residuals that showed an additional dependence upon  $[\text{Fe}/\text{H}]$ . This indicated that any relation between these three variables appears to be non-linear, possibly with respect to  $[\text{Fe}/\text{H}]$ . The relation between  $\phi_{31}$  and  $\log P$  appears to be nearly linear which led us to investigate the nature of the  $[\text{Fe}/\text{H}]$  dependence. It is possible to see this dependence by shifting the coefficients for all of the clusters onto a common curve in the  $\phi_{31}$ - $\log P$  space. This was done and the resulting distribution is shown in Figure 2 with the amount

**Table 1.** Globular Clusters contain RRc Stars.

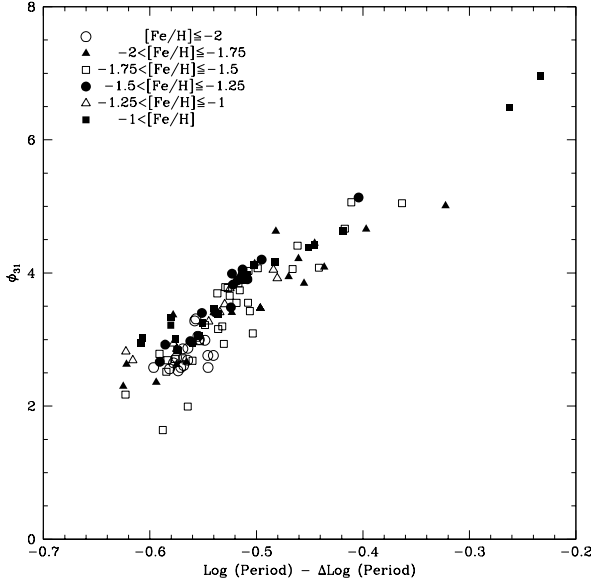
Cluster	Source	Number	$[\text{Fe}/\text{H}]$
NGC 1851	1	4	-1.22
NGC 3201	2	2	-1.58
NGC 4147	3	6	-1.83
NGC 4590 (M68)	4	14	-2.06
NGC 5272 (M3)	5	23	-1.57
NGC 5897	6	2	-1.80
NGC 5904 (M5)	7	14	-1.27
NGC 6171 (M107)	8	7	-1.04
NGC 6229	9	3	-1.43
NGC 6333 (M9)	10	5	-1.75
NGC 6362	11	16	-0.95
NGC 6388	12	5	-0.66
NGC 6441	13	10	-0.53
NGC 6809 (M55)	14	5	-1.81
NGC 6934	15	5	-1.54
NGC 7078 (M15)	16	4	-2.26
NGC 7089 (M2)	17	3	-1.62

Sources: 1 - Walker (1998), 2 - Piersimoni et al. (2002), 3 - Arelano Ferro et al. (2004), 4 - Walker (1994), 5 - Cacciari et al. (2005), 6 - Clement & Rowe (2001), 7 - Kaluzny et al. (2000), 8 - Clement & Shelton (1997), 9 - Borissova et al. (2001), 10 - Clement & Shelton (1999), 11 - Olech et al. (2001), 12 - Pritzl et al. (2002), 13 - Pritzl et al. (2001), 14 - Olech et al. (1999), 15 - Kaluzny et al. (2001), 16 - Clement & Shelton (1996), 17 - Alcock et al. (2004).

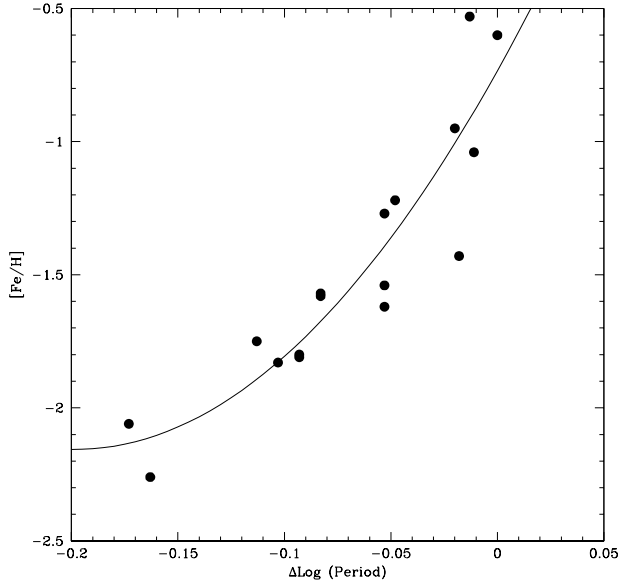


**Figure 1.** Fourier coefficient  $\phi_{31}$  plotted versus  $\log P$  for the RRc stars in the globular clusters listed in Table 1. The various symbols are based upon the cluster's value for  $[\text{Fe}/\text{H}]$ .

of shift in  $\log P$  versus metallicity shown in Figure 3. A linear fit to the data in Figure 3 results in a standard deviation of  $\sigma = 0.208$ , while a quadratic fit (as is shown) has a standard deviation of  $\sigma = 0.183$ . The curvature in the data from Figure 3 again indicates the non-linear relation between the values of  $\phi_{31}$ ,  $\log P$  and metallicity.



**Figure 2.** Fourier coefficient  $\phi_{31}$  plotted versus the shifted value of  $\log P$ . All variables within a given globular cluster are shifted by the same amount in  $\log P$ .



**Figure 3.** The amount of shift in  $\log P$  used in Figure 2 for each cluster plotted versus the cluster's value of  $[\text{Fe}/\text{H}]$ . A best fit quadratic line through the data is also shown.

In order to determine the best relationship between the three variables, all possible permutations were made between them with functions of the form

$$[\text{Fe}/\text{H}] = a (\log P)^2 + b \log P + c \phi_{31}^2 + d \phi_{31} + e (\log P) \phi_{31} + f, \quad (2)$$

$$\log P = a' [\text{Fe}/\text{H}]^2 + b' [\text{Fe}/\text{H}] + c' \phi_{31}^2 + d' \phi_{31}$$

**Table 2.** Standard Errors (S. E. ) for solutions to equations 2 - 4.

Equation	Terms	Range of S. E. <sup>1</sup>	Range of S. E. <sup>2</sup>
2	6	0.215	0.170
	5	0.214 - 0.229	0.169 - 0.172
	4	0.217 - 0.245	0.169 - 0.177
	3	0.216 - 0.313	0.170 - 0.215
3	6	.0238	0.0210
	5	0.0237 - 0.0257	0.0209 - 0.0221
	4	0.0237 - 0.0381	0.0208 - 0.0273
	3	0.0238 - 0.0513	0.0216 - 0.0286
4	6	0.328	0.307
	5	0.326 - 0.368	0.307 - 0.331
	4	0.327 - 0.435	0.308 - 0.355
	3	0.330 - 0.540	0.312 - 0.455

<sup>1</sup> - Based on all clusters

<sup>2</sup> - Excluding NGC 6388 and NGC 6441

$$+e' [\text{Fe}/\text{H}] \phi_{31} + f', \quad (3)$$

and

$$\phi_{31} = a'' [\text{Fe}/\text{H}]^2 + b'' [\text{Fe}/\text{H}] + c'' (\log P)^2 + d'' \log P + e'' [\text{Fe}/\text{H}] \log P + f'' \quad (4)$$

tested for accuracy and quality of fit to the data. In testing the various relationships all possible combinations of zero and non-zero values for the coefficients  $a - f$ ,  $a' - f'$ , and  $a'' - f''$  were examined, with a minimum of three non-zero values possible. A summary of the resulting fits to the various formulae are shown in Table 2. Since the formulae were being solved for different parameters that range from small fractions to values as large as  $2\pi$ , the standard errors for a given equation should not be compared to those for another equation. Typically the best solutions to equations 2 - 4 were those that contained four or five terms.

As was previously mentioned, there is a slight dependence upon  $[\text{Fe}/\text{H}]$  that can be seen in the residuals for equation 2. Another trend that was observed were the consistently large errors in the calculated  $[\text{Fe}/\text{H}]$  values of the two most metal rich clusters, NGC 6388 and NGC 6441. This was true for not only the solutions for equation 2 but also equations 3 and 4. A similar trend was noted by Sandage (2004) when using the RRab Fourier coefficients from these clusters to determine values for  $[\text{Fe}/\text{H}]$ . He attributed the deviation from the  $\phi_{31}$ - $\log P$ - $[\text{Fe}/\text{H}]$  relation for RRab stars to abnormal evolutionary effects, which also produce unusually extended and overluminous horizontal branches. The resulting standard errors for the solutions for equations 2 - 4, when these clusters are excluded are also given in Table 2. The improvement in the errors is significant, even though the number of stars used in the fits decreased slightly from 128 to 113. In the case of the solutions for equations 3 and 4, good fits to the data were found for several forms of these equations, usual with 4 or 5 terms. In these cases formulae which included a  $[\text{Fe}/\text{H}]^2$  term were generally among the best fits.

The most useful formula that could be derived from these results would be one that provides information based upon observables, in other words, a relationship that pro-

vides a value for  $[\text{Fe}/\text{H}]$  based upon  $\phi_{31}$  and  $\log P$ . The best solutions for equation 2 can be used without further manipulations. This is not true for equations 3 and 4 since the best fit for these typically include a  $[\text{Fe}/\text{H}]^2$  term. To obtain a solution for  $[\text{Fe}/\text{H}]$  from equations 3 and 4, the binomial theorem was used to solve each relation for  $[\text{Fe}/\text{H}]$ . While this does provide a relationship for  $[\text{Fe}/\text{H}]$  based upon easily observed values for RRc stars, there is also the obvious disadvantage of a undefined value for  $[\text{Fe}/\text{H}]$  resulting from certain combinations of  $\log P$  and  $\phi_{31}$ .

Once the best fits for equations 3 and 4 were solved for  $[\text{Fe}/\text{H}]$ , the quality of the all of the relations were compared to the values from Harris (1996). Typically, 75-80% of the  $[\text{Fe}/\text{H}]$  values for any of the solutions were within 0.2 dex of the Harris (1996) values. The simplest formulae that had the smallest range of residuals, standard deviations and variances, as well as having the most calculated  $[\text{Fe}/\text{H}]$  values within 0.2 dex of the Harris (1996) values were deemed to be the best. The best fit formula for equation 2 is

$$[\text{Fe}/\text{H}] = 3.702(\log P)^2 + 0.124\phi_{31}^2 - 0.845\phi_{31} - 1.023\phi_{31} \log P - 2.620 \quad (5)$$

which has a standard deviation 0.210. The best formula based upon equation 3 is

$$[\text{Fe}/\text{H}] = -0.385 - [12.366 - 0.166\phi_{31}^2 + 18.677 \log P]^{0.5} \quad (6)$$

which has a standard deviation of 0.219. The best formula based upon equation 4 is

$$[\text{Fe}/\text{H}] = -0.442 - [13.459 + 15.812 \log P - 1.346\phi_{31}]^{0.5} \quad (7)$$

which has a standard deviation of 0.229. In general, there is not a significant difference between the values of metallicity obtained with each of these formula, though equation 7 tended to have the largest scatter of  $[\text{Fe}/\text{H}]$  values when compared to the other formulae and equation 5 shows a mild trend in the residuals with  $[\text{Fe}/\text{H}]$ .

The analysis was repeated with the data from the two clusters NGC 6388 and NGC 6441 removed. The resulting relation based upon equation 2 is

$$[\text{Fe}/\text{H}] = 5.484(\log P)^2 + 0.383\phi_{31}^2 - 0.354\phi_{31} \log P - 3.829 \quad (8)$$

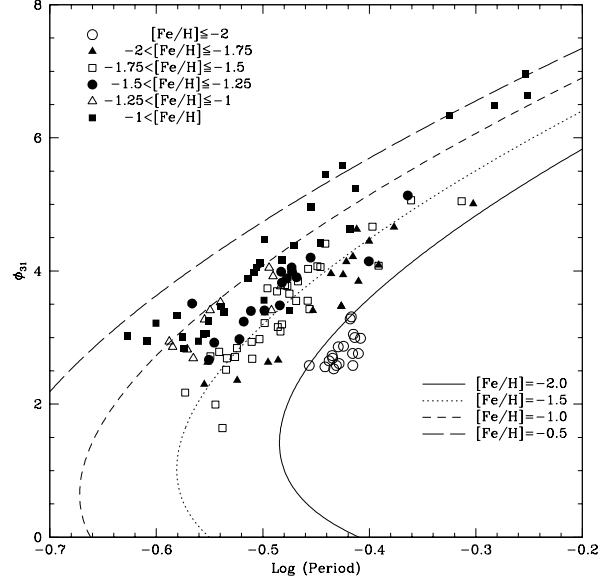
which has a standard deviation 0.166. The best formula based upon equation 3 is

$$[\text{Fe}/\text{H}] = -0.150\phi_{31} - (11.883 - 0.205\phi_{31}^2 + 17.172 \log P)^{0.5} \quad (9)$$

which has a standard deviation of 0.172. The best formula based upon equation 4 is

$$[\text{Fe}/\text{H}] = -1.263 - 0.969 \log P - [8.490 + 0.940(\log P)^2 + 10.448 \log P - 0.902\phi_{31}]^{0.5} \quad (10)$$

which has a standard deviation of 0.179. Again, there is not a significant difference in the values of metallicity found using equations 8 - 10, though, as was seen in the previous set of relations, there was large scatter in the values of  $[\text{Fe}/\text{H}]$  found using equation 10 when compared to the other two, and the residuals for equation 8 appear to retain a dependence upon  $[\text{Fe}/\text{H}]$ . As would be expected, these relations did not provide very good fits to the higher metallicity clusters ( $[\text{Fe}/\text{H}] > -1.5$ ), but often gave values of  $[\text{Fe}/\text{H}]$  that were notably greater than those of Harris (1996).

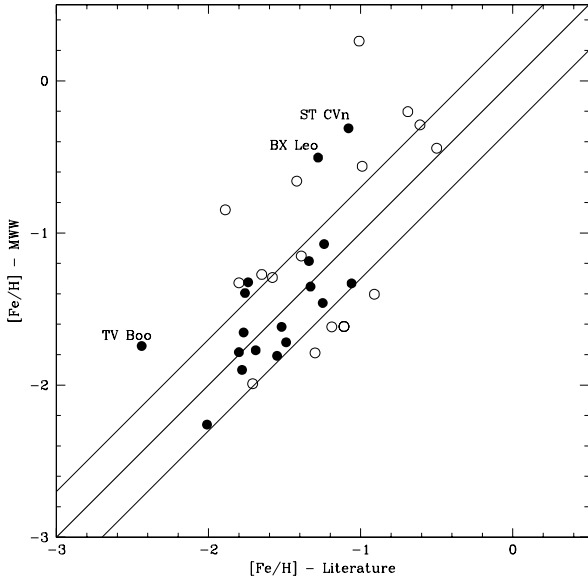


**Figure 4.** Lines of constant  $[\text{Fe}/\text{H}]$  values, based upon equation 5 are shown, along with the RRc data from Figure 1.

Any of the six formulae presented above could be used to estimate metallicity, though there are a few points that should be considered before they are applied. The first aspect is simplicity. Equations 5 and 8 are clearly the least complex and would be the easiest to apply to any set of stars. There is the problem of the slight dependence of the residuals on  $[\text{Fe}/\text{H}]$ , though this appears to only be significant at the extremes of the metallicity range where the residuals are on average less than 0.2. While the residuals for equations 6 and 9 are quite small and show no systematic trends, neither relation is defined universally in the parameter space due to the radical in the formula, particularly for the most metal rich stars. In general equations 7 and 10 were the least reliable when compared to the other formula and the Harris (1996) values. Though equation 8 is slightly simpler than equation 5, the tendency for poor fits at the higher metallicity end of the sample lead us to have the most confidence in equation 5 as the best relation to use for estimating the metallicity of RRc stars. We will use this formula in the discussion that follows, though it should be stressed that similar results could be obtained using any of the other formulae. Lines of constant values of  $[\text{Fe}/\text{H}]$  based upon equation 5 are shown in Figure 4, along with the original data from Figure 1.

### 3 TEST OF THE $[\text{Fe}/\text{H}]$ RELATION

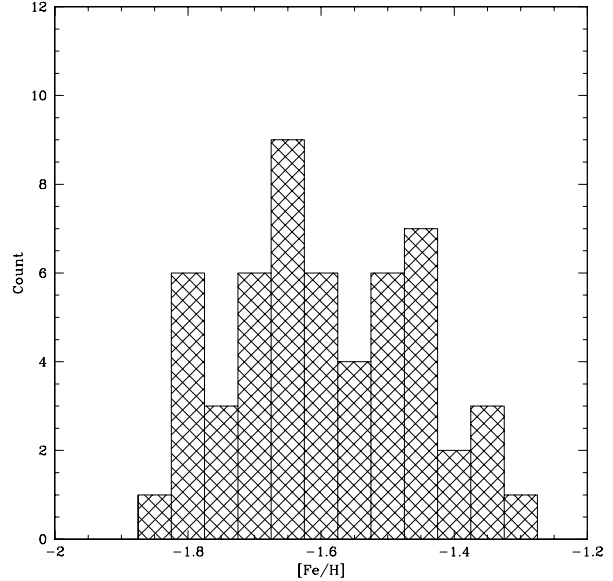
Equation 5 was applied to several cases to test its reliability for estimating  $[\text{Fe}/\text{H}]$ . The first test was on field RRc stars. The number of field RRc stars with  $[\text{Fe}/\text{H}]$  values and good quality  $V$  magnitude light curves that could be used for comparison is very small, comprised of only 34 stars.  $[\text{Fe}/\text{H}]$  values for the stars were taken primarily from the  $\Delta S$  - metallicity relation of Fernley et al. (1998) and uses either the values derived by those authors or previously pub-



**Figure 5.** Values of  $[Fe/H]$  from the literature for field RRc stars compared to values based upon equation 5. Stars with large errors in their values for  $\phi_{31}$  or unreliable values for  $[Fe/H]$  are denoted by open circles, RRc stars TV Boo, ST CVn and BX Leo are also indicated. The bold line indicates a ratio of unity, while the other lines are displaced 0.3 in  $[Fe/H]$  from unity.

lished  $\Delta S$  values. Several stars have only one measured value of  $\Delta S$ , while others have widely divergent values. The comparison of the  $[Fe/H]$  values based primarily upon  $\Delta S$  and equation 5 is shown in Figure 5. The difference in  $[Fe/H]$  values appears at first glance to be significant. However, when the stars with large errors in their  $\phi_{31}$  terms or single or divergent values of  $\Delta S$  are denoted, most of the outliers are accounted for. The exceptions include TV Boo, ST CVn and BX Leo. TV Boo has an  $[Fe/H] = -2.44$ , which is beyond the metallicity range of the clusters used in our study. This may indicate a need to revise the equations in the future incorporating data from significantly more metal poor globular clusters. ST CVn ( $\log P = -0.483$ ) and BX Leo ( $\log P = -0.440$ ) both have relatively large values of  $\phi_{31}$  (5.11 and 5.31 respectively) compared to their values of  $\log P$  which accounts for their abnormally high values of  $[Fe/H]$  based upon equation 5.

$\omega$  Cen was the next test case examined. Data from the variables in this cluster were collected from the Fourier coefficient website (Morgan 2003) and an initial data set was selected based upon the method of observation, where recent, CCD based coefficients were favored over photographic observations. These included Fourier coefficients from Morgan & Dickerson (2000), and Olech et al. (2003). As with the globular cluster variables used to derive equation 5, the RRc stars in  $\omega$  Cen were examined and poor quality fits or sparse light curves were excluded. This reduced the number of variables to 54, and equation 5 was applied to these stars. The resulting distribution of metallicity is shown in Figure 6. The relatively wide spread in metallicity is not surprising given the broad range of metallicity observed in  $\omega$  Cen (Hilker et al. 2004). Values that we calculated for  $[Fe/H]$  range from



**Figure 6.** The range of metallicity values for RRc stars in  $\omega$  Cen, based upon equation 5.

$-1.83$  to  $-1.32$ , with a mean of  $-1.59 \pm 0.14$ . The largest concentration of values is near  $-1.64$ , which is within the range of the dominant metallicity population of  $\omega$  Cen.

Alcock et al. (2004) provided V-band Fourier coefficients for 682 RRc in the Large Magellanic Cloud. Equation 5 was applied to all of these stars and an average  $[Fe/H] = -1.51 \pm 0.41$  was found. There were significant deviations from this value, with some positive metallicity values calculated. When stars with large errors ( $> 0.5$ ) in their values of  $\phi_{31}$  were removed from the sample, the resulting average metallicity changes slightly, to  $-1.56 \pm 0.30$ , with a range of values between  $-0.47$  and  $-2.65$ . The average  $[Fe/H]$  value is very similar to that of Gratton et al. (2004), who found a value of  $-1.48$  for 101 RR Lyrae, and also very similar to other values for the metallicity of LMC RR Lyrae (Borissova et al. 2001; Marconi & Clementini 2005).

The Fourier coefficients for 60 RRc stars observed in the direction of the galactic bulge were derived by MSB98. These values were obtained from *I*-band photometry, and were transformed to the *V*-band using the relations from MSB98. The average metallicity obtained using equation 5 is  $-1.13 \pm 0.42$ . There are several notable outliers in the sample though, several of which have been previous noted by MSB98. These include BW9 V38, and BW11 V55, both of which have abnormally high values of  $[Fe/H]$ , and BW1 V11, BW2 V8, BW2 V10, BW7 V30 and BW11 V34, all with value of  $[Fe/H] < -1.75$ . When these 7 stars are excluded, the average value of  $[Fe/H] = -1.09 \pm 0.30$  is obtained. This compares favorably to the value obtained by Smolec (2005) for RRab stars in the galactic bulge ( $[Fe/H] = -1.04 \pm 0.03$ ).

## 4 CONCLUSIONS

Several relationships between the Fourier coefficient  $\phi_{31}$ ,  $\log P$  and  $[Fe/H]$  were derived for RRc stars in 17 globu-

lar clusters. The “best” relationship (equation 5) was able to provide reliable estimates for the value of  $[\text{Fe}/\text{H}]$  for RRc stars in other environments, including  $\omega$  Cen, the LMC, the galactic bulge and field RRc stars. Even though these results are encouraging, we do realize that the metallicity relations found here will no doubt evolve as more high quality light curves for RRc stars are made available. In particular, values of  $\phi_{31}$  and  $[\text{Fe}/\text{H}]$  for RRc stars in clusters with very high or very low metallicities would be useful to refine and improve the formulae derived here. At the present time however, it is hoped that the formulae presented here will be of use to others investigating the characteristics of RR Lyrae variables.

## REFERENCES

- Alcock, C. et al., 2004, *AJ*, 127, 334
- Arellano Ferro, A., Arévalo, M. J., Lázaro, C., Rey, M., Bramich, D. M., Giridhar, S., 2004, *Rev. Mex. A&A*, 40, 209
- Borissova, J., Catelan, M., Valchev, T., 2001, *MNRAS*, 324, 77
- Cacciari, C., Corwin, T. M., Carney, B. W., 2005, *AJ*, 129, 267
- Carretta, E., Gratton, R. G., 1997, *A&AS*, 121, 95
- Clement, C. M., Rowe, J., 2001, *AJ*, 122, 1464
- Clement, C. M., Shelton, I., 1996, *AJ*, 112, 618
- Clement, C. M., Shelton, I., 1997, *AJ*, 113, 1711
- Clement, C. M., Shelton, I., 1999, *AJ*, 118, 453
- Clement, C. M., Jankulak, M., Simon, N. R., 1992, *ApJ*, 395, 192
- Clement, C. M., Ferance, S., Simon, N. R., 1993, *ApJ*, 412, 183
- Fernley, J., Barnes, T. G., Skillen, I., Hawley, S. L., Hanley, C. J., Evans, D. W., Solano, E., Garrido, R., 1998, *A&A*, 330, 515
- Gratton, R. G., Bragaglia, A., Clementini, G., Carretta, E., Di Fabrizio, L., Maio, M., Taribello, E., 2004, *A&A*, 421, 937
- Harris, W., 1996, *AJ*, 112, 1487
- Hilker, M., Kayser, A., Richtler, T., Willemsen, P., 2004, *A&A*, 422, 9
- Jurcsik, J., Kovács, G., 1996, *A&A*, 312, 111
- Kaluzny, J., Olech, A., Thompson, I., Pych, W., Krzeminski, W., Schwarzenberg-Czerny, A., 2000, *A&AS*, 143, 215
- Kaluzny, J., Olech, A., Stanek, K. Z., 2001, *AJ*, 121, 1533
- Kovács, G., Walker, A. R., 2001, *A&A*, 371, 579
- Marconi, M., Clementini, G., 2005, *AJ*, 129, 2257
- Morgan, S. M., 2003, *PASP*, 115, 1250
- Morgan, S. M., Dickerson, C., 2000, *Acta Astron.*, 50, 249
- Morgan, S. M., Simet, M., Bardenquast, S., 1998, *Acta Astron.*, 48, 341
- Olech, A., Kaluzny, J., Thompson, I. B., Pych, W., Krzeminski, W., Schwarzenberg-Czerny, A., 1999, *AJ*, 118, 442
- Olech, A., Kaluzny, J., Thompson, I. B., Pych, W., Krzeminski, W., Schwarzenberg-Czerny, A., 2001, *MNRAS*, 321, 421
- Olech, A., Kaluzny, J., Thompson, I. B., Schwarzenberg-Czerny, A., 2003, *MNRAS*, 345, 86
- Piersimoni, A. M., Bono, G., Ripepi V., 2002, *AJ*, 124, 1528
- Pritzl, B. J., Smith, H. A., Catelan, M., Sweigart, A. V., 2001, *AJ*, 122, 2600
- Pritzl, B. J., Smith, H. A., Catelan, M., Sweigart, A. V., 2002, *AJ*, 124, 949
- Sandage, A., 2004, *AJ*, 128, 858
- Simon, N. R., 1989, *ApJ*, 343, L17
- Simon, N. R., 1990, *ApJ*, 360, 119
- Simon, N. R., Lee, A. S., 1981, *ApJ*, 248, 291
- Smolec, R., 2005, *Acta Astron.*, 55, 59
- Walker, A. R., 1994, *AJ*, 108, 555
- Walker, A. R., 1998, *AJ*, 116, 220
- Zinn, R., West, M. J., 1984, *ApJS*, 55, 45