

On the effective particle acceleration in the parabolic magnetic field

V .S. Beskin, E .E .Nokhrina

P .N .Lebedev Physical Institute, Leninsky prosp., 53, Moscow, 119991, Russia

Moscow Institute of Physics and Technology, Dolgoprudny, Moscow region, 141700,
Russia

Abstract

The problem of the efficiency of particle acceleration for parabolic poloidal magnetic field is considered within the approach of steady axisymmetric MHD flow. For the large Michel magnetization parameter it is possible to linearize the stream equation near the force-free solution and to solve the problem self-consistently as was done by Beskin, Kuznetsova & Rukhlov (1998) for monopole magnetic field. It is shown that on the fast magnetosonic surface the particle Lorentz factor does not exceed the standard value $\gamma = 3$. On the other hand, in the supersonic region the Lorentz factor grows with the distance z from the equatorial plane as $(z/R_L)^{1/2}$ up to the distance $z = 2R_L$, where $R_L = c/v_F$ is the radius of the light cylinder. Thus, the maximal Lorentz factor is $\gamma_{\max} = 3$, which corresponds to almost the full conversion of the Poynting energy flux into the particle kinetic one.

1 Introduction

An activity of many astrophysical sources (pulsars, active galactic nuclei) is associated with the presence of a strong magnetic field ($\sim 10^4$ G for AGNs and $\sim 10^{12}$ G for pulsars) surrounding the rapidly rotating object and a relativistic particle outflow. Convenient way to characterize such flows is to introduce the magnetization parameter σ , as was first done by Michel (1969):

$$\sigma = \frac{e \Phi_{\text{tot}}}{4 \pi m_e c^3} : \quad (1)$$

Here Φ_{tot} is the total magnetic flux, and $\sigma = n/n_{\text{GJ}}$ is the multiplication parameter of plasma ($j_{\text{GJ}} = j/B \sim 2/c$ is the Goldreich-Julian charge density). The magnetization parameter characterizes the quotient of electro-magnetic flux to particle kinetic energy flux near the surface of an object. The so-called σ -problem, i.e., the problem of transformation of electro-magnetic energy into particle kinetic one, appears while one trying to explain an effective particle acceleration in the magnetic field.

Indeed, the flow in the vicinity of different objects is assumed to be strongly magnetized at its origin. In spite of the lack of observational data near the surface of radio pulsars, theoretical modeling predicts that the wind in this region has a composition ~ 1 (Michel 1991; Beskin, Gurevich & Istomin 1993). The same can be said about the AGNs (Begelman, Blandford & Rees 1984). As for the Lorentz factor γ , at least for the blazars, the deficiency of a soft X-ray bump in their spectrum which would be produced by the Comptonized direct radiation from the disc is a reason to exclude the presence of particles with $\gamma > 5$ in the near zone of an object (Sikora et al 2005). On the other hand, at large distance from a pulsar observations and modeling allow us to determine the magnetization parameter $\sim 10^3$ (Kennel & Coroniti 1984). Observations of quasars and active galactic nuclei give ~ 1 and ~ 1 (Sikora et al 2005).

Up to now the axisymmetric stationary MHD approach gave the inefficient particle

acceleration beyond the fast magnetosonic surface (Beskin, Kuznetsova & Raikov 1998; Bogovalov 1997; Begelman & Li 1994). This seemed to be a general conclusion for any structure of a flow, however a lack of acceleration in the supersonic region was rather the consequence of a monopole field (Spitkovsky & Arons 2004; Thompson, Chang & Quataert 2004). The reconnection in a striped wind was discussed as one of possible acceleration scenarios (Coroniti 1990; Lyubarsky & Kirk 2001; Kirk & Lyubarsky 2001); however, this mechanism can account only for the non-axisymmetric part of a Poynting flux. Besides, for the Crab pulsar, Lyubarsky & Kirk (2001) had shown that effective acceleration may take place only beyond the standing shock. Another acceleration process can be connected with possible restriction of the longitudinal current, and thus the appearance of a light surface $E = \beta c$ at the finite distance from a central object. In this case the effective energy conversion and the current closure takes place in the boundary layer near the light surface (Beskin, Gurevich & Istomin 1993; Chiueh, Li & Begelman 1998; Beskin & Raikov 2000).

In this work we are trying to solve the problem of particle acceleration self-consistently within the approach of stationary axisymmetric magnetohydrodynamics. We regard particle inertia to be a small disturbance to the force-free flow. This allows us to linearize stream equation and to find the disturbance to the magnetic flux, which corresponds to the finite mass of particles. Given that we can find the growth of a Lorentz factor. In the work of Beskin, Kuznetsova & Raikov (1998) the Michel's monopole solution was taken as the zero approximation to the flow. For this structure of the magnetic field, the Lorentz factor was found to be $\gamma = 1 + \beta^2$ on the fast magnetosonic surface, which was located at the finite distance unlike the force-free limit. Beyond that singular surface the acceleration turned out to be ineffective. Treating the problem numerically, Bogovalov (1997) and later Komissarov (2004) also has got ineffective acceleration and collimation for monopole outflow. Now we took the flow near another force-free solution, i.e., Blandford's parabolic

magnetic field (Blandford 1976). The obvious difference of this zero-approximation in comparison with monopole solution is a well-collimated flow even in the force-free limit.

In Section 2 we remind the trans- field and Bernoulli equations describing the stationary axisymmetric ideal outflow. After formulating the problem in Section 3, it is shown in Section 4 that the fast magnetosonic surface (FMS) is located at the distance r_F ($= \gamma^2 R_L$ from the central object, the Lorentz factor being γ^2 on it. This result is consistent with the standard value $\gamma^2 = 3$. In Section 5 it is shown that the disturbance of magnetic flux due to the finite mass of particles remains small in the subsonic region, the Lorentz factor growing linearly with a distance from the rotational axis within the FMS. In Section 6 we show that the supersonic flow in the parabolic geometry is in fact one-dimensional, and it is possible to treat the problem numerically. In the supersonic region the growth of Lorentz factor remains linear with the distance z from the rotational axis, reaching the value $\gamma^2 = 3$ at the distance $z = 2 R_L$ from the equatorial plane. This corresponds to almost the full conversion of the Poynting flux into the particle kinetic energy flux. Finally in Section 7 we discuss some astrophysical applications.

2 Basic equations

Let us consider a stationary axisymmetric MHD flow of cold plasma in flat space. Within this approach magnetic field is expressed by

$$\mathbf{B} = \frac{r}{2\mathcal{S}} \mathbf{e}_\phi - \frac{2I}{\mathcal{S}} \mathbf{e}_z, \quad (2)$$

Here $\mathcal{S}(r, z)$ is the stream function, $I(r, z)$ is the total electric current inside magnetic tube $\mathcal{S}(r, z) = \text{const}$, and $\mathcal{S} = r \sin \theta$ is the distance from the rotational axis. In this paper we put $c = 1$. Owing to the condition of zero longitudinal electric field, one can

write down the electric field as

$$\mathbf{E} = -\frac{\Omega_F}{2} r^2 \mathbf{e}_z; \quad (3)$$

where the angular velocity Ω_F is constant on the magnetic surfaces: $\Omega_F = \Omega_F(\psi)$. The frozen-in condition $\mathbf{E} + \mathbf{v} \times \mathbf{B} = 0$ gives us

$$\mathbf{u} = \frac{1}{n} \nabla \psi + \Omega_F \mathbf{e}_\phi; \quad (4)$$

where \mathbf{u} is four-velocity of a flow, and n is the concentration in the comoving reference frame. Function ψ is the ratio of particle flux to the magnetic field flux. Using the continuity equation $r(\nabla \cdot \mathbf{u}) = 0$, one gets that ψ is constant on magnetic surfaces as well: $\psi = \psi(\psi)$.

Two extra integrals of motion are the energy flux, conserved due to stationarity,

$$E(\psi) = \frac{\Omega_F^2 I}{2} + \dots; \quad (5)$$

and the z-component of the angular momentum, conserved due to axial symmetry,

$$L(\psi) = \frac{I}{2} + \dots \int u_\phi; \quad (6)$$

Here ϵ is the relativistic enthalpy, which is a constant for the cold flow. The fifth integral of motion is the entropy $s(\psi)$, which is equal to zero for the cold flow under consideration.

If the flux function ψ and the integrals of motion are given, all other physical parameters of the flow can be determined using the following algebraic relations (Camenzind 1986; Beskin 1997):

$$\frac{I}{2} = \frac{L}{1 - \frac{\Omega_F^2}{2} \int \frac{E}{M^2}}; \quad (7)$$

$$= \frac{1}{\int} \frac{E - \frac{\Omega_F L}{2} \int \frac{M^2 E}{M^2}}{1 - \frac{\Omega_F^2}{2} \int \frac{M^2 E}{M^2}}; \quad (8)$$

$$u_\phi = \frac{1}{\int} \frac{(E - \frac{\Omega_F L}{2} \int \frac{M^2 L}{M^2})}{1 - \frac{\Omega_F^2}{2} \int \frac{M^2 L}{M^2}}; \quad (9)$$

where the Alfvénic Mach number M is

$$M^2 = \frac{4}{n} : \quad (10)$$

To determine M^2 , one should use the definition of Lorentz factor $\gamma^2 = 1 - v^2$ which gives the Bernoulli equation in the form

$$\frac{K}{\mathcal{E}^2 A^2} = \frac{1}{64} \frac{M^4 (r')^2}{\mathcal{E}^2} + \mathcal{E}^2 : \quad (11)$$

Here

$$A = 1 - \frac{2}{F} \mathcal{E}^2 M^2 ;$$

$$K = \mathcal{E}^2 (E - F L)^2 (1 - \frac{2}{F} \mathcal{E}^2 M^2) + M^4 (\mathcal{E}^2 E^2 - L^2) :$$

The cold transonic flow is characterized by two singular surfaces: the Alfvénic surface and the fast magnetosonic surface (FMS). The first is determined by the condition of nulling the denominator A in the relations (7)-(9). FMS can be defined as the singularity of Mach number's gradient. Writing equation (11) in the form

$$(r')^2 = F = \frac{64}{M^4} \frac{K}{A^2} = \frac{64}{M^4} \mathcal{E}^2 \mathcal{E}^2 ;$$

and taking the gradient of it, we can get

$$r_k M^2 = -M^2 \frac{N_k}{D} :$$

Here

$$D = \frac{A}{M^2} + \frac{1}{M^2} \frac{B_i^2}{B_p^2} ;$$

$$N_k = \frac{A r^i n_k r_i}{(r')^2} + \frac{A}{2 (r')^2} r_k^0 F ;$$

and the operator r_k^0 acts on all quantities except for M^2 . The regularity conditions

$$D = 0 ; N_r = 0 ; N_\theta = 0$$

define the position of FM S and the relation between the integrals of motion on it.

Finally, the stream equation on the function $\psi(r; \theta)$ can be written as (Beskin 1997)

$$\begin{aligned} r_k \frac{1}{\xi^2} \left(1 - \frac{2}{F} \xi^2 - M^2 r^k \right) + \\ + \frac{1}{F} (r^k)^2 \frac{d_F}{d} + \frac{64}{\xi^2} \frac{1}{2M^2} \frac{\partial}{\partial} \frac{G}{A} = 0; \end{aligned} \quad (12)$$

where

$$G = \xi^2 (E - F L)^2 + M^2 L^2 - M^2 \xi^2 E^2; \quad (13)$$

Operator $\partial = \partial$ acts only on the integrals of motion. The stream equation (12) contains the magnetic flux function and four integrals of motion: $E(\theta)$, $L(\theta)$, $\psi(\theta)$, and $r_F(\theta)$, i.e., it has the Grad-Shafranov form.

3 The problem

Our goal is to determine the characteristics of a flow in the parabolic magnetic field. For this reason it is convenient to use the following orthogonal coordinates:

$$X = r(1 - \cos \theta); Y = r(1 + \cos \theta); \theta' :$$

Here X stands for the certain magnetic surface in the force-free Blandford's parabolic solution, Y is the distance along it, and θ' is the azimuthal angle. The latter does not appear in the equations because of the axial symmetry of the problem. The metric in this coordinates is

$$g_{XX} = \frac{X + Y}{4X}; g_{YY} = \frac{X + Y}{4Y}; g_{\theta'\theta'} = XY;$$

Then, Blandford's force-free solution can be written down as (Lee & Park 2004):

$$\frac{d}{dX} = \frac{C}{1 + \frac{2}{F} (X) X^2}; \quad (14)$$

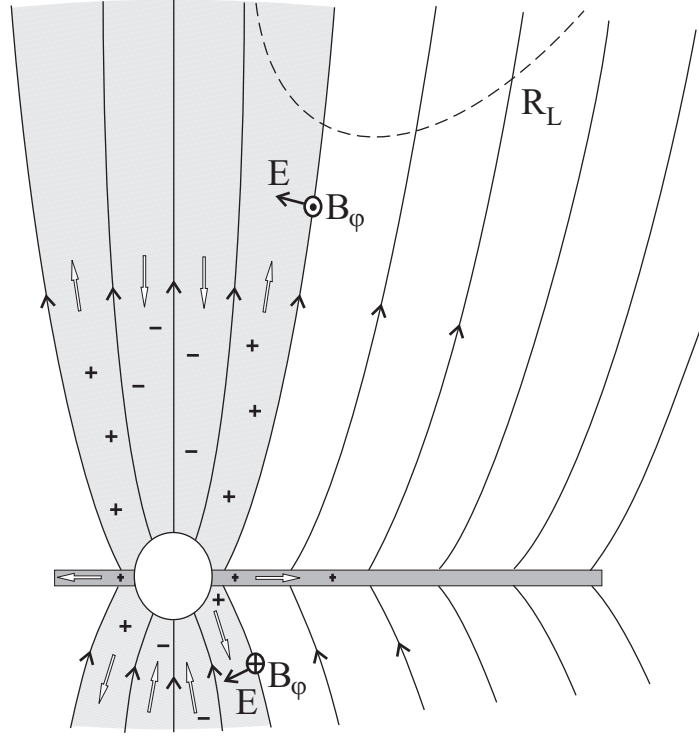


Figure 1: Blanford's force-free parabolic solution. Here the thick arrows represent the volume currents. The shadowed region is the working volume $e_F = \text{const}$. The dashed line represents the light cylinder.

$$I_0(\theta) = \frac{C}{2} \frac{e_F(\theta) X}{1 + \frac{1}{2} X^2}; \quad (15)$$

where e_F is the arbitrary function of θ , and C is a constant. In particular, for $e_F = \text{const}$ we have

$$I_0(X) = \frac{C}{F} \ln \left(F X + \sqrt{(F X)^2 + 1} \right); \quad (16)$$

We assume that in the vicinity of a central object the particle energy flux is much smaller than that of electromagnetic field. In this case it is possible to consider the contribution of particle inertia as a small disturbance to the quantities of the force-free flow. Thus, in the first approximation we can get from (12) the linear equation on the disturbance and solve the problem self-consistently.

As was already stressed, for cold plasma the problem is characterized by two singular surfaces: Alfvénic and fast magnetosonic ones. Consequently, we need to specify four boundary conditions on the disc surface D (Beskin 1997). For simplicity, we consider the case

$$\begin{aligned} j_D &= \text{const} = j_D; \\ j_D &= \text{const} = j_D; \\ j_D &= \text{const} = j_D; \\ j_D &= \frac{C}{F} \ln \left(\frac{F}{F} \right) + \frac{q}{(F)^2 + 1} : \end{aligned}$$

The condition $j_D = \text{const}$ naturally restricts the region of a flow under consideration (see Fig. 1). Since we assume that the magnetic field is frozen in the disc, we must consider the flow only when $F X j_D = F < 1$. In fact, we should use the inequality $F X < 1$. Then, Michel's magnetization parameter for our problem can be defined as

$$M = \frac{E_A}{8} = \frac{C}{8} : \quad (17)$$

Here E_A is a kind of energy amplitude:

$$E = \frac{C}{4} \frac{F^2 X}{1 + F^2 X^2} = \frac{C}{4} F^2 X = E_A F^2 X : \quad (18)$$

Under our assumptions $F < 1$, and we can introduce the small quantity $\epsilon = F^2$. Besides, we will be mainly interested in the flow far from the light cylinder, and so we have another limitation $F^2 X Y < 1$.

We shall seek the stream function of the problem in the form

$$\psi(X; Y) = \psi_0(X) + \epsilon f(X; Y); \quad (19)$$

where $\epsilon f(X; Y)$ is the disturbance to ψ_0 . The function of the angular momentum L may in general be different from the function L_0 . For L the following expression may be

written:

$$L(\mathbf{r}) = L(\mathbf{r}_0) + \frac{1}{2} \frac{\partial^2 L(\mathbf{r}_0)}{\partial \mathbf{r}^2} = L(\mathbf{r}_0) + \frac{1}{2} L''(\mathbf{r}_0) \quad (20)$$

4 Fast magnetosonic surface

In order to find the position of the FMS one can rewrite the Bernoulli equation (11) in the form

$$q^4 + 2q^3 + \frac{1}{2} \frac{1}{\Omega^2} q^2 + 2q \frac{v^2}{E^2} + \frac{(e^0)^2}{\Omega^2} + \frac{v^2}{E^2} + \frac{(e^0)^2}{\Omega^2} = 0 \quad (21)$$

Here by definition $q = \frac{1}{2} \frac{v^2}{\Omega^2}$,

$$= \frac{1}{2} \frac{\Omega^2 (r)^2}{64 E^2}; \quad (22)$$

and $e^0 = E(\mathbf{r}) - \frac{1}{2} L(\mathbf{r}) = (1 - \frac{1}{2} \Omega^2 v^2) \ln = \text{const.}$ It is easy to check that for the force-free solution

$$= \frac{1}{2} \frac{\cos}{2} - \frac{1}{4} \quad (23)$$

for the small angle θ , i.e., in the whole region near the rotational axis. Remember that 0 for Michel force-free monopole outflow.

To show that the quantity q is much smaller than unity, one can write (8) assuming

1 and $\frac{1}{2} \Omega^2 \ll 1$. Solving this equation for q , we get

$$q = \frac{1}{E} - \frac{1}{2} \quad (24)$$

Thus, q is approximately equal to the ratio of particle kinetic energy to the full energy of the flow, i.e., $q \ll 1$ for the magnetically dominated outflow.

As a result, one can rewrite (21) in the form

$$2q^3 + \frac{1}{2} \frac{1}{\Omega^2} q^2 + \frac{v^2}{E^2} + \frac{(e^0)^2}{\Omega^2} = 0; \quad (25)$$

where the terms sq^4 and q were omitted due to their smallness.

Fast magnetosonic surface corresponds to the intersection of two roots of equation (25), or to the condition of discriminant Q being equal to zero. The regularity conditions give $\partial Q / \partial r = 0$ and $\partial Q / \partial \theta = 0$, or $\partial Q / \partial X = 0$ and $\partial Q / \partial Y = 0$. For equation (25) discriminant Q is expressed by

$$Q = \frac{1}{16} \frac{r_F^4}{E^4} - \frac{1}{16} \frac{1}{27} \frac{r_F^2}{E^2} + \frac{1}{2} \frac{r_F^3}{\Omega^2} : \quad (26)$$

The condition of root intersection $Q = 0$ can be rewritten as

$$(r_F; \theta) + \frac{1}{2} \frac{r_F^2}{\Omega^2} = 3 \frac{r_F^3}{E^2} ; \quad (27)$$

and the first regularity condition $\partial Q / \partial Y = 0$ as

$$\frac{\partial}{\partial Y} = \frac{1}{2} \frac{X}{Y} : \quad (28)$$

Taking approximately $Y \approx \partial / \partial Y$ we get for the position of the FM S

$$r_F(\theta) = R_L - \frac{1}{2} ; \quad (29)$$

where $R_L = \frac{1}{\Omega}$ is the radius of a light cylinder.

Values of $q(r_F; \theta)$ and $r_F = (r_F; \theta)$ due to condition $Q = 0$ do not depend on the sum $(\theta + 1 = \frac{2}{\Omega} \Omega^2)$ and on the FM S are equal to

$$q(r_F; \theta) = \frac{1}{2} ; \quad (30)$$

$$r_F = (\theta)^{1/2} : \quad (31)$$

Again we confirm that $q \ll 1$ since $\frac{2}{\Omega} X Y \frac{1}{r_F} \ll 1$. These results are valid when

$$\frac{2}{E} \frac{e^0}{\Omega^2} ; \quad (32)$$

ie., in the region where electro-magnetic energy is greater than kinetic one. On the FM S this region is defined by the angle θ changing from $\frac{2}{\Omega} \frac{1}{\Omega}$ to $\frac{1}{\Omega^3}$. Here the greatest value

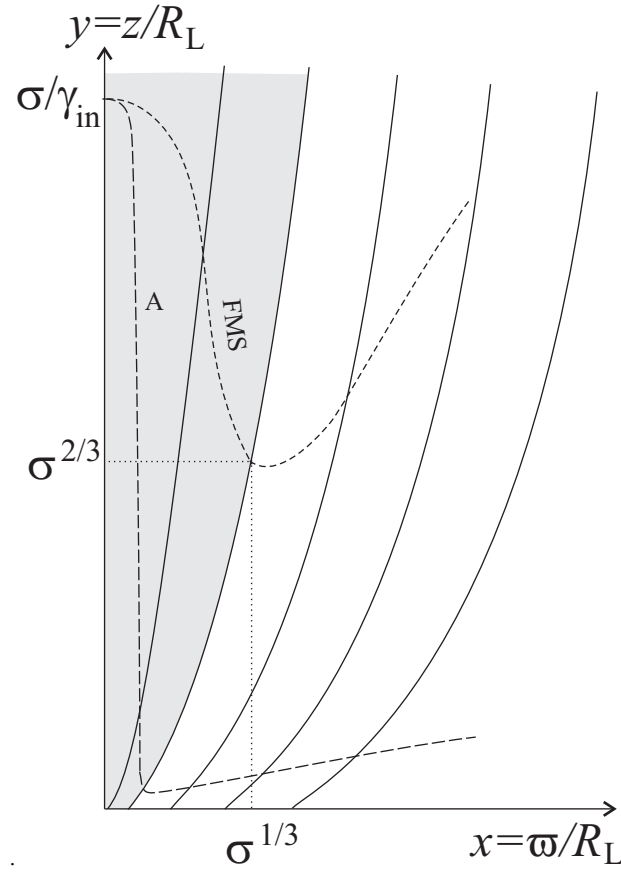


Figure 2: Positions of the Alfvénic (A) and the fast magnetosonic (FMS) surfaces for parabolic magnetic field. The self-similar flow can be realized only outside the working volume.

of β is given by the condition $\beta_F X = 1$, which corresponds to the boundary of the working volume. On the other hand, for $\beta < \beta_{in}^{-1}$ one can get

$$r_F = \beta_{in}^{-1} R_L; \quad (33)$$

$$\beta_F = \beta_{in}; \quad (34)$$

As we see, along the rotational axis particle energy remains the same as near the origin.

The position of the FMS on the rotational axis can be evaluated independently. Indeed, for $B_r = 0$ the condition $D = 0$ coincides with the condition $A = 0$, i.e., the position of the fast magnetosonic surface coincides with the Alfvénic surface on the axis. Assuming that $u_p = u_{in}$ and using the definitions (4) and (17) one can obtain

$$M^2 = \beta_{in}^{-1} \beta_F r; \quad (35)$$

It gives

$$r_F = \beta_{in}^{-1} \beta_F R_L; \quad (36)$$

coinciding with (33). This distance is much larger than the appropriate radius $r_F = (\beta_{in})^{1/2} R_L$ for monopole magnetic field. But the transverse dimension of the working volume $\beta_{in}^{-1/3} R_L$ remains the same. We see as well that on the FMS within the working volume the value of Lorentz factor changes from β_{in} to $\beta_{in}^{1/3}$. The greatest value of β is equal to the corresponding value for the monopole structure (Beskin, Kuznetsova & Raikov 1998).

Finally, as one can see in Fig. 2, the shape of the FMS extends along the rotational axis. Thus, the working volume cannot be described within the self-similar approach as in this case the singular surfaces are to have conical shape $\beta = \text{const}$ (Blandford & Payne 1982; Li, Chiueh & Begelman 1992).

5 Subsonic flow

For the inner region of the flow we shall write down the stream equation with the small disturbances to the functions ψ , L , and E . We shall treat the quantities q and ψ as being of the same order of smallness. In the zero approximation one can get the equation

$$\frac{4}{X+Y} \frac{\partial^2}{\partial X^2} \frac{\partial}{\partial X} \psi + \frac{64}{X Y} \frac{1}{\partial_0 = \partial X} L(\psi) \frac{\partial L(\psi)}{\partial X} = 0: \quad (37)$$

Clearly, it has a solution (16) for $L(\psi) = L_0(\psi)$. On the other hand, in the first approximation we have

$$\begin{aligned} & \frac{4}{X+Y} \frac{\partial^2}{\partial X^2} \frac{\partial}{\partial X} \psi + X \frac{\partial q}{\partial X} \frac{\partial \psi}{\partial X} + \frac{64}{X Y} \frac{1}{\partial_0 = \partial X} \frac{\partial L^2(\psi)}{\partial X} + \frac{1}{2} \frac{64}{X Y} \frac{1}{\partial_0 = \partial X} \frac{\partial L^2(\psi)}{\partial X} + \frac{1}{2} \frac{64}{X Y} \frac{1}{(\partial_0 = \partial X)^2} \frac{\partial L^2(\psi)}{\partial X} \\ & + \frac{64}{X Y} \frac{1}{\partial_0 = \partial X} \frac{\partial (L(\psi)l)}{\partial X} + \frac{64}{X Y} \frac{e^0}{\partial_0 = \partial X} \frac{1}{\partial X} \frac{\partial L(\psi)}{\partial X} = 0: \end{aligned} \quad (38)$$

The integral L depends on the variable Y as $\psi = \psi_0 + \psi$ depends on it.

Before we proceed to solve equation (38) we can evaluate the ratio ψ/ψ_0 on the fast magnetosonic surface. In order to do this, we need to express ψ as a function of ψ :

$$\psi = \frac{2\psi}{C} \frac{f}{X} \frac{\partial f}{\partial X}: \quad (39)$$

Given the order of ψ on the FMS by (28), one can get

$$\frac{\psi}{CX} = \frac{1}{\frac{2}{F}XY}: \quad (40)$$

Thus,

$$\frac{\psi}{\psi_0} = \frac{1}{1}; \quad (41)$$

where $\epsilon \ll 1$ as we are interested in the flow structure outside the light cylinder. Hence, our disturbance proved to be small in comparison with the force-free solution up to the fast magnetosonic surface. Finally, from (38) we can get an equation on the function ψ :

$$X^2 \frac{\partial^2 \psi}{\partial X^2} + X \frac{\partial \psi}{\partial X} - \psi + X Y \frac{\partial^2 \psi}{\partial Y^2} + X \frac{\partial \psi}{\partial Y} + C - 2qX + X^2 \frac{\partial q}{\partial X} + \frac{4}{F} \frac{e^0}{\epsilon^2} = 0; \quad (42)$$

To obtain q , we shall make a natural assumption that q and ψ grow monotonically from correspondingly ϵ^{-1} and 0 near the origin of the flow to $(\epsilon = E)^{2=3}$ and $1 = \frac{2}{F} \epsilon^2$ on the fast magnetosonic surface. Thus, in (25) one can neglect the terms q^3 and q^2 in comparison with $(\epsilon = E)^2$ and $q^2 = (\frac{2}{F} \epsilon)^2$ correspondingly. After that the solution of (25) is expressed by

$$q = \frac{1}{2} \frac{Y}{X} \epsilon^{1=2}; \quad (43)$$

It is necessary to stress that in equation (42) we can neglect the derivatives over Y in comparison with the derivatives over X . Here we take into account our assumptions that $Y \ll X$, so that $\partial \psi / \partial X \gg \partial \psi / \partial Y$ by the order of magnitude. Inside the working volume this means that we can neglect the curvature of field lines in our problem. Indeed, one can find that

$$k = \frac{1}{R_c} = \frac{1}{Y} \frac{X}{Y} \epsilon^{1=2} + \frac{2}{(X Y)^{1=2}} \frac{\partial \psi}{\partial Y} + Y \frac{\partial^2 \psi}{\partial Y^2}; \quad (44)$$

formally writing the expression for curvature k for the implicit function $\psi_0(X(x;y)) + \psi(X(x;y); Y(x;y)) = \text{const.}$ Here the term $X^{1=2} = Y^{3=2}$ corresponds to the inverse curvature radius of the force-free magnetic surfaces. Thus, the curvature term does not play any role in the force balance on the magnetic surfaces in the parabolic magnetic field, which was quite different for the monopole magnetic field. In the latter case the curvature term played the leading role in the asymptotic region (Beskin & Oskamoto 2000)

After substitution of the found function $q(X, Y)$ into (42), one can find for the disturbance of the stream function

$$\psi = \frac{C}{F} (X Y)^{1=2}; \quad (45)$$

with the Lorentz factor being equal to

$$\gamma = \gamma_F (X/Y)^{1/2} = \gamma_F r \sin \theta : \quad (46)$$

Thus, in the subsonic region the Lorentz factor grows linearly with the distance from the axis and reaches on the fast magnetosonic surface the value $(\gamma_F)^{1/2}$, which corresponds to the result found in the previous Section. In this sense one can say that the solution in the inner region of the flow can be continued to the fast magnetosonic surface.

6 Supersonic flow

In order to solve the problem in the supersonic region we need to emphasize some features of the parabolic configuration of magnetic field.

1. The character of the flow may change in the vicinity of the singular surface.
2. It was shown above that for parabolic magnetic field the curvature of field lines does not play any role in the force balance inside the working volume $\gamma_F X < 1$. This allows us to consider the flow as one-dimensional.
3. Positions of the fast magnetosonic surfaces in the parabolic field and in the cylindrical field coincide.

Let us clarify the last point. The position of the fast magnetosonic surface for the magnetized jet immersed into the cylindrical external magnetic field B_{ext} is given by the relation (Beskin & Malyshkin 2000)

$$\gamma_F \frac{r}{R_{\text{jet}}} = \frac{B_{\text{ext}}}{B_{\text{jet}}} ; \quad (47)$$

where r is the distance from the rotational axis, and R_{jet} is the total flux inside the jet. On the other hand, according to our definition of γ (17) for parabolic flow

$$\gamma = \gamma_F \frac{r}{R_{\text{jet}}} = \frac{B_{\text{ext}}}{B_{\text{jet}}} : \quad (48)$$

As a result, we shall define the magnetic flux inside the region $r_F X < 1$ as Φ_{jet} , and thus C is expressed by

$$C = \frac{\Phi_{jet}}{F}; \quad (49)$$

In this case the expressions for Φ for two flows coincide. Taking poloidal parabolic field as the external field for the one-dimensional flow

$$B_p = \frac{C}{2z}; \quad (50)$$

one can get the position of the FM S

$$r_F = \frac{1}{2} R_L; \quad (51)$$

which coincides with (29).

Hence, the flow becomes actually 1D in the vicinity of the FM S, not to say about the supersonic region. For this reason we can consider the supersonic flow as one-dimensional. But unlike Beskin & Malyshkin (2000) we would use the parabolic magnetic field $B_p(z)$ (50) outside the working volume as an external one. It gives us the slow z -dependence of all the values.

For the cylindrical flow the integrals of motion near the axis are the same as the integrals of motion in our parabolic problem :

$$L(\theta) = \frac{F}{4} \theta^2; \quad (52)$$

$$r_F(\theta) = \text{const}; \quad (53)$$

$$\dot{\theta} = \text{const}; \quad (54)$$

$$E(\theta) = e_{in} + r_F L = e^0 + r_F L; \quad (55)$$

where $e^0 = \text{const}$. Introducing non-dimensional variables

$$y = \frac{\theta}{\theta_0}; \quad (56)$$

$$x = \sqrt{r_F} \xi; \quad (57)$$

one can rewrite equations (11)–(12) as a set of ordinary differential equations for y and M^2 (Beskin & Mal'ushkin 2000):

$$(1 - x^2 - M^2)^2 \frac{dy}{dx} = \frac{\omega_{in}^2 x^2}{M^4} (1 - x^2 - 2M^2) \quad (58)$$

$$+ x^2 (\omega_{in} + 2y)^2 - 4y^2 - \frac{x^2}{M^4} (1 - x^2 - M^2)^2;$$

$$(\omega_{in}^2 + x^2 - 1) \frac{dM^2}{dx} = 2xM^2 - \frac{\omega_{in}^2 x M^2}{(1 - x^2 - M^2)} + \frac{4y^2 M^6}{x^3 (1 - x^2 - M^2)}; \quad (59)$$

We want to emphasize that in the work of Beskin & Mal'ushkin (2000) these differential equations were applicable only for the inner part of the jet, where the integrals of motion could be expressed as the linear functions of ξ and $r_F = \text{const}$. In fact, in the case $M^2 = x^2$ (and that is in the range of parameters we are interested in) the solution for B_p is the same for an arbitrary function $r_F(\xi)$: the equation (11) can be rewritten as (Beskin & Mal'ushkin 2000)

$$B_z(\xi) = \frac{4 E(\xi)}{\xi^2 r_F^2(\xi)}; \quad (60)$$

As $E(\xi)$ is proportional to the $\omega_F^2(\xi)$, the particular expression for the angular velocity is not contained in the equation for B_p . This ensures the continuity of the solution even in the region where the condition $r_F = \text{const}$ does not hold.

Analytically, from the set of equations (58)–(59) one can get the following results:

1. $x = x_{in}$

$$M^2 = M_0^2 = \text{const}; y = \frac{\omega_{in}}{2M_0^2} x^2; \quad (61)$$

ie., the poloidal magnetic field is approximately constant.

2. $x \ll x_{in}$

(a) $M_0^2 \ll M_{in}^2$

$$M^2 = \frac{M_0^2}{2} x^2; y = \ln \frac{x}{x_{in}}; \quad (62)$$

ie., the poloidal magnetic field decreases as $B_p \propto x^{-2}$ (Chiueh, Li & Begelman 1991; Eichler 1993; Bogovalov 1995).

(b) $M_0^2 \gg M_{in}^2$

$$M^2 = \frac{M_0^2}{2} x; y = \frac{x_{in}}{2M_0^2} x^2; \quad (63)$$

ie., again $B_p = \text{const.}$

Using the connection $q = -E$, one gets for the Lorentz factor

$$\gamma = \frac{qE}{M^2} = \frac{y}{2M_0^2 x^2}; \quad (64)$$

Then, for $x \ll x_{in}$ and $M_0^2 \gg M_{in}^2$ the following linear dependence is valid (Beskin & Mal'ushkin 2000):

$$\gamma = x; \quad (65)$$

Let us find the distance along the axis until which the linear growth of the Lorentz factor continues. In order to do this one should write the constant poloidal magnetic field which defines M_0^2 :

$$B_z = \frac{M_0^2}{2} \frac{dy}{x dx} = \frac{M_0^2 x_{in}}{2 M_0^2}; \quad (66)$$

As this magnetic field should be equal to the outer one, we get

$$z = x_{in} R_L; \quad (67)$$

and the greatest Lorentz factor near the boundary of the working volume is

$$\gamma = (x_{in})^{1/2}; \quad (68)$$

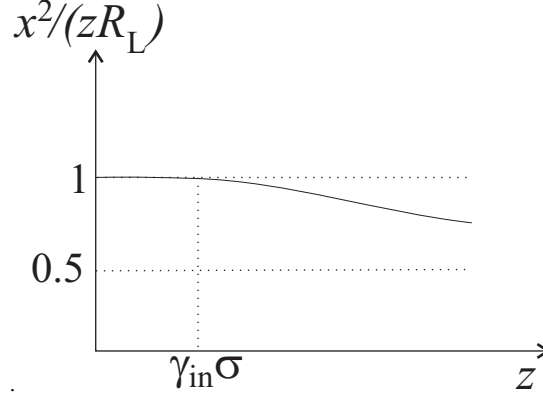


Figure 3: The border of the working volume x_{jet} as a function of z . Its form remains almost parabolical.

For $z > \gamma_{in} R_L$ we shall perform numerical calculation in the intermediate region between two limits $M_0 \rightarrow \gamma_{in}$ and $M_0 \rightarrow \infty$. The boundary condition is the equality of the magnetic flux and of magnetic field. Thus, for every z we need to find the proper value of M_0^2 that would allow us to make internal poloidal magnetic field on the border of the working volume be equal to the external parabolic magnetic field, as the internal flux becomes equal to the total flux of a jet x_{jet} . In this case the border of the working volume x_{jet} is defined during the numerical integration. It remains almost parabolical (see Fig. 3). Such an integration gives the linear growth of Lorentz factor until about (see Fig. 4).

The last point be explained without finding the exact expressions for M^2 and y . When the Mach number M is approximately equal to the initial Lorentz factor γ_{in} , the main terms in the r.h.s. of equation (59) are the first and the third. We can neglect the term $4y^2 M^6 = x^5$ only when the flux becomes logarithmic, and that is applicable only when $M_0 \rightarrow \infty$. Substituting in (59) the propositions

$$M^2 \propto x \quad (69)$$

and

$$\gamma / x ; \quad (70)$$

we get the connection $\gamma + \beta = 3$. This expression again gives us the linear growth $\gamma \propto x$ for the Lorentz factor in spite of the power-law dependence of the poloidal magnetic field $B_p \propto x^{-2}$ (see Fig. 5) inside the working volume. The numerical calculation confirms that for $z < \sqrt{2}R_L$ the sum $\gamma + \beta$ is 3 (see Fig. 6). At the distances $z > \sqrt{2}R_L$ the linear growth of the Lorentz factor becomes steadily slower (see Fig. 7).

Of course, strictly speaking there is no exponential solution of the system (58)-(59) in the intermediate domain of the parameters $M_0^2 \propto \frac{2}{\gamma_{in}^2}$, i.e. the value $\gamma + \beta$ as a function of x does not approach a constant. Yet far from the central object (when $x \rightarrow x_{in}$ which holds near the border of the working volume since $x \propto (\gamma_{in})^{1/2}$) this function is almost 3, so we expect of the solution to be near the exponential functions.

Thus, the Lorentz factor γ grows linearly with the distance from the axis reaching the value γ_{in} near the border of the working volume for $z = \sqrt{2}R_L$. This corresponds to the transformation of about a half of electromagnetic energy into the kinetic one. The maximal Lorentz factor in this problem is 2 :

$$\frac{E}{m_0 c^2} = \gamma_{in} + 2 ; \quad (71)$$

which follows from the definition (8). Thus, in the parabolic magnetic field the effective particle acceleration can be realized.

Here we should point out the main difference of our problem from the work in which the Michel's monopole solution was taken as the first approximation.

1. Even the force-free flow is well collimated.
2. The curvature term of the parabolic problem does not play any role in the force balance, which allowed us to treat the flow as one-dimensional in the supersonic domain.

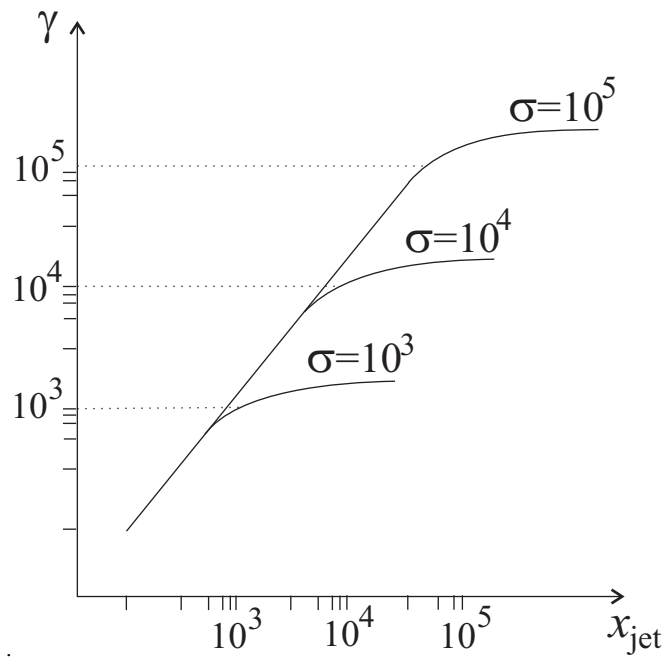


Figure 4: The growth of the Lorentz factor γ near the border of the working volume as a function of the distance from the rotational axis for different values of σ in a logarithmic scale. The linear growth of Lorentz factor continues until $x_{\text{jet}} \approx \sigma$.

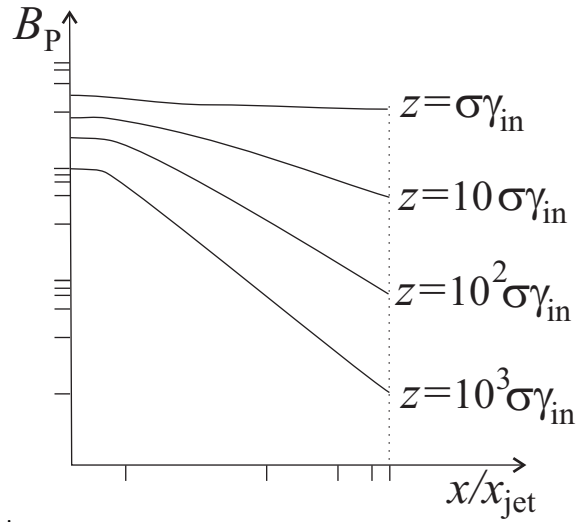


Figure 5: Poloidal magnetic field B_p as a function of the distance $x=x_{jet}$ from the rotational axis in a logarithmic scale for different values of z . It is seen that in the intermediate region $M^2 \sim \frac{2}{\gamma_{in}}$ the function for poloidal magnetic field is approximately x^{-2} .

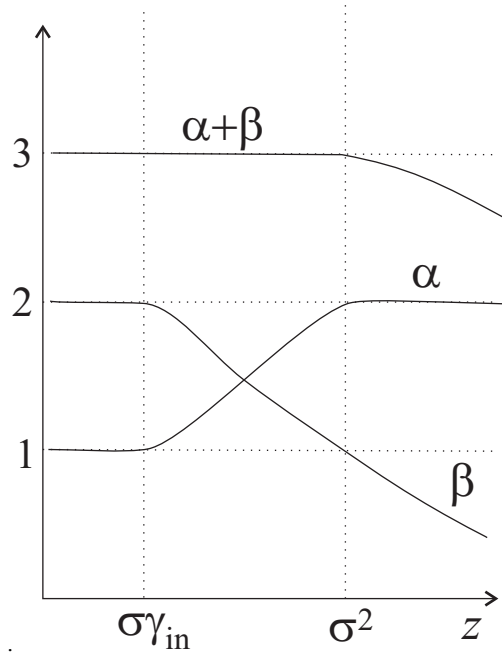


Figure 6: The dependence of the exponents α , β , and $\alpha + \beta$ as a function of distance z .

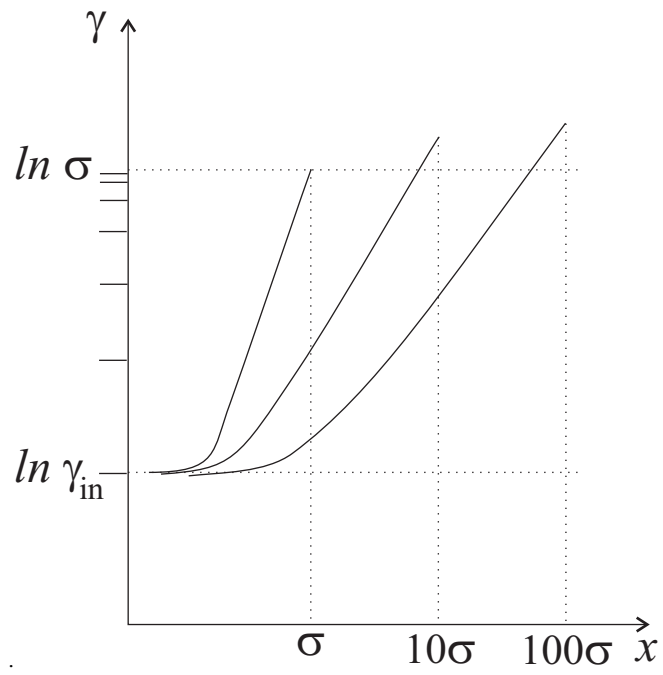


Figure 7: Three graphs of $\gamma(x)$ for different values of z in a logarithmic scale. The first curve demonstrates the linear growth of γ with the distance x .

3. The considered flow is supported from outside by the much greater magnetic flux than the one which is contained in the inner region. This allows the flow to widen and, consequently, to accelerate outgoing particles inside the working volume.

The last point demonstrates the importance of the external media in the problem of the particle acceleration (see Appl & Camenzind (1992); Fendt & Elsner (2000) for detail).

7 Discussion and Astrophysical Applications

In reality, there are at any way two reasons why the ideal picture under consideration may be destroyed. First of all, for large enough β the drag force $F_{\text{drag}} / \beta^2$ can be important. As was demonstrated in Beskin, Zakamska & Sol (2004) for monopole magnetic field it takes place when the compactness parameter l_A becomes larger than $\beta^{1/3}$. Second, the particle acceleration continues only until the parabolic poloidal magnetic field can be realized. This can be stopped by the external magnetic field, say, by the galactic chaotic magnetic field $B_{\text{gal}} \approx 10^6$ G. The flow inside the border $r_F X = \text{const}$ widens, while the external parabolic magnetic field B_{ext} is greater than the B_{gal} . When they equate, the expansion stops and the particle acceleration ceases. The distance x_{st} from the axis at which $B_{\text{gal}} = B_{\text{ext}}$ is given by $x_{\text{st}}^2 = B_0 / B_{\text{ext}}$. Here $B_0 = \frac{2}{r_F} \frac{M}{\beta}$ is the magnetic field strength in the vicinity of the central object. Thus,

$$x_{\text{st}} = M \ln x_{\text{st}}; \quad g: \quad (72)$$

The relations

$$\frac{B_0}{B_{\text{ext}}} \approx \beta^{1/2} \quad (73)$$

for the Lorentz factor β , and

$$\frac{W_{\text{part}}}{W_{\text{em}}} \approx \frac{1}{\beta} \frac{B_0}{B_{\text{ext}}} \approx \beta^{1/2} \quad (74)$$

for particle to electromagnetic energy flux ratio were already obtained in Beskin & Mal'ushkin (2000). As can be easily seen from (72), whether the Poynting flux will be transformed into the particle kinetic energy flux depends on the value of β and B_{ext} .

We now consider several astrophysical applications.

7.1 Active Galactic Nuclei

For AGNs the central engine is assumed to be a rotating black hole with mass $M = 10^6 M_\odot$, $R = 10^4 \text{ cm}$, the total luminosity $L = 10^{45} \text{ erg s}^{-1}$, and magnetic field $B_0 = 10^4 \text{ G}$. In the Michel magnetization parameter (1)

$$10^{4-1} M_6 B_4 \frac{R}{c} ; \quad (75)$$

the main uncertainty comes from the multiplication parameter β , i.e., in the particle number density n . Indeed, for an electron-positron outflow this value depends on the efficiency of pair creation in the magnetosphere of a black hole, which is still undetermined. In particular, this process depends on the density and energies of the photons in the immediate vicinity of the black hole. As a result, if the hard-photon density is not high, then the multiplication parameter is small ($\beta \sim 10-100$; (Beskin, Istomin & Pariev 1992; Hirotani & Okamoto 1998)). In this case for $(R/c) \sim 0.1-0.01$ we have $\beta \sim 10^0-10^2$. Knowing β we can estimate the maximal Lorentz factor γ_{max} (72). In the presence of the external magnetic field of typical value $B_{\text{ext}} = 10^6 \text{ G}$, $\gamma_{\text{max}} = 10^5$, so only the small part of the Poynting flux can be transformed into the particle flux. On the other hand, if the density of photons with energies $E > 1 \text{ MeV}$ is high enough, direct particle creation $\gamma \rightarrow e^+ + e^-$ results in an increase of the particle density (Svensson 1984). This gives $\beta \sim 10-10^3$. In this case the Lorentz factor is $\gamma_{\text{max}} = 10^6$, and the energy transformation can be efficient.

7.2 Radio Pulsars

For radio pulsars the central engine is a rotating neutron star with $M \approx M_\odot$, $R \approx 10^6$ cm, and $B_0 \approx 10^{12}$ G. In this case the magnetization parameter $\approx 10^4 \{ 10^6$, corresponding to relativistic electron-positron plasma, is known with rather high accuracy (see, e.g., Bogovalov 1997). The Lorentz factor in the presence of an external magnetic field is $\gamma_{\text{max}} = 10^4$.

This estimate is valid, of course, only for the aligned rotator. In a case of an orthogonal rotator the situation with γ -problem is more explicit, as in this case the Goldreich-Julian charge density must be the $(R=c)^{1/2}$ smaller near the polar caps than that for the axisymmetric magnetosphere. Thus, it is natural to expect that the longitudinal current flowing along the open field lines would be proportionally smaller too (Beskin, Gurevich & Istom in 1993). But, consequently, toroidal magnetic field will be smaller than the poloidal electric field in the vicinity of the light cylinder (Mestel, Panagi & Shibata 1999). On the other hand, it is known for the Michel's monopole solution that in order to remove the light surface to infinity, the toroidal magnetic field must be of the same order as the poloidal electric field on the light cylinder. If the longitudinal current j does not exceed by $(R=c)^{1/2}$ times the quantity $\gamma_{00} c$, where γ_{00} is an average charge density on the polar cap with $\theta < 90^\circ$ (for the typical pulsars this factor approach the value of 10^2), the light surface for the orthogonal rotator must be located in the vicinity of the light cylinder. In this case the effective energy conversion and the current closure takes place in the boundary layer near the light surface (Beskin, Gurevich & Istom in 1993; Chiueh, Li & Begelman 1998; Beskin & Rukhovich 2000).

7.3 Cosmological Gamma-Ray Bursts

For cosmological gamma-ray bursts the central engine is represented by the merger of very rapidly orbiting neutron stars or black holes with $M \sim M_\odot$, $R \sim 10^6$ cm, and total luminosity $L \sim 10^{52}$ erg s⁻¹ (see, e.g., Lee et al (2000) for detail). On the other hand, even for a superstrong magnetic field $B_0 \sim 10^{15}$ G (which is necessary to explain the total energy release) the magnetization parameter is small ($\beta < 1 - 100$), because within this model the magnetic field itself is secondary and its energy density cannot exceed the plasma energy density. Would it be not so, i.e., the magnetic field would be prior to the particle energy flow, we could formally apply our estimate. Having the external magnetic field to be the order of 10^{11} G, we can get the standard value for the Lorentz factor $\gamma_{\max} \sim 10^2$. However, in this case it is hard to explain of the value of β being the order of 10^2 .

8 Conclusion

We have gotten the characteristics of the flow in the parabolic magnetic field within the approach of stationary axisymmetric magnetohydrodynamics. To simplify the problem, we assumed that in the strongly magnetized flow with $\beta \ll 1$ a particle inertia could be described as a small disturbance to the force-free flow. As the zero approximation the solution with parabolic magnetic field (Blanford 1976) was taken.

The position of the fast magnetosonic surface is found to be $r_F = (\beta^2)^{1/2} R_L$, with the Lorentz factor changing from γ_{\min} to $\gamma_{\max} = 10^3$ on it. The disturbance ψ to the stream function is $\psi = C_F (X/Y)^{1/2} = \psi_0$ inside the FMS. As to the Lorentz factor γ , it grows linearly with the distance from the axis.

On the fast magnetosonic surface the structure of the flow may change significantly. It is implicitly confirmed by the fact that the characteristics of the flow, which we got under

the assumption of the small disturbance in the supersonic region, is not in the agreement with the results on the FMS. However, in our problem the curvature term does not play role in the force balance on the magnetic surface, and the positions of the FMS in the cylindrical and parabolic flows coincide. These facts allowed us to regard the problem as one-dimensional and to perform numerical calculations.

As a result, we got the further growth $\gamma = (z/R_L)^{1/2}$ of the Lorentz factor until it reaches the value of γ near the border of the working volume for $z \approx 2R_L$ from the equatorial plane. This corresponds to almost the full conversion of the Poynting energy flux into the particle kinetic one.

We want to emphasize that our solution cannot be described in a self-similar way (Contopoulos 1995; Vlahakis 2004) as we assumed the constant angular velocity of the magnetic surfaces near the rotational axis. This structure cannot be considered within the self-similar approach.

Acknowledgments

We thank A.V. Gurevich for his interest and support, H.K. Lee and K.A. Postnov for useful discussions. This work was partially supported by the Russian Foundation for Basic Research (Grant no. 05-02-17700) and Dynasty fund.

References

- [1] Appl. S., Camenzind M., 1992, A & A, 256, 354
- [2] Begelman M.C., Blandford R.D., Rees M.J., 1984, Rev. Mod. Phys., 56, 255
- [3] Begelman M.C., Li Zh.-Yu., 1994, ApJ, 426, 269

- [4] Beskin V.S., 1997, *Phys. Usp.*, 40, 659
- [5] Beskin V.S., Gurevich A.V., Istom in Ya.N., 1993, *Physics of the pulsar magnetosphere*, Cambridge University Press
- [6] Beskin V.S., Istom in Ya.N., Pariev V.I., 1992, *Sov. Astron.*, 36, 642
- [7] Beskin V.S., Kuznetsova I.V., Rukhovich R.R., 1998, *MNRAS*, 299, 341
- [8] Beskin V.S., Malyshev L.M., 2000, *Astron. Lett.*, 26, 208
- [9] Beskin V.S., Okamoto I., 2000, *MNRAS*, 313, 445
- [10] Beskin V.S., Rukhovich R.R., 2000, *MNRAS*, 313, 433
- [11] Beskin V.S., Zakamska N.L., Sol H., 2004, *MNRAS*, 347, 587
- [12] Blandford R.D., 1976, *MNRAS*, 176, 465
- [13] Blandford R.D., Payne D.G., 1982, *MNRAS*, 199, 883
- [14] Bogovalov S.V., 1995, *Astron. Lett.*, 21, 565
- [15] Bogovalov S.V., 1997, *A & A*, 327, 662
- [16] Camenzind M., 1986, *A & A*, 162, 32
- [17] Chiueh T., Li Z.-Y., Begelman M.C., 1991, *ApJ*, 377, 462
- [18] Chiueh T., Li Z.-Y., Begelman M.C., 1998, *ApJ*, 505, 835
- [19] Contopoulos J., 1995, *ApJ*, 446, 67
- [20] Coroniti V.F., 1990, *ApJ*, 349, 538
- [21] Eichler D., 1993, *ApJ*, 419, 111

- [22] Fendt C., Elstner D., 2000, *A & A*, 363, 208
- [23] Hirota K., Okamoto I., 1998, *ApJ*, 497, 563
- [24] Kennel C.F., Coroniti F.V., 1984, *ApJ*, 283, 694
- [25] Kirk J.G., Lyubarsky Y., 2001, *J. Astron. Soc. Australia*, 18, 415
- [26] Komissarov S.S., 2004, *MNRAS*, 350, 1431
- [27] Lee H.K., Park J., 2004, *PhysRevD*, 70, 063001
- [28] Lee H.K., Wijers R.A.M.J., Brown G.E., 2000, *PhysRep*, 325, 83
- [29] Li Z.-Y., Chiu T., Begelman M.C., 1992, *ApJ*, 394, 459
- [30] Lyubarsky Y., Kirk J.G., 2001, *ApJ*, 547, 437
- [31] Meloni P., Panagiotou P., Shibata S., 1999, *MNRAS*, 309, 388
- [32] Michel F.C., 1969, *Astrophys. J.*, 158, 727
- [33] Michel F., 1991, *Theory of neutron star magnetosphere*, Chicago University Press
- [34] Sikora M., Begelman M.C., Madański G.M., Lasota J.-P., 2005, *ApJ*, 625, 72
- [35] Spitkovsky A., Arons J., 2004, *ApJ*, 603, 669
- [36] Svensson R., 1984, *MNRAS*, 209, 175
- [37] Thompson T.A., Chang P., Quataert E., 2004, *ApJ*, 611, 380
- [38] Vlahakis N., 2004, *ApJ*, 600, 324

Appendix

The analytical solution for the one-dimensional flow

Let us consider the set of equations (58)–(59). For x in and y in the system can be rewritten as

$$(x^2 + M^2)^2 \frac{dy}{dx} = 4x^2 y^2; \quad (76)$$

$$x^2 \frac{dM^2}{dx} = 2xM^2 + \frac{4y^2 M^6}{x^3 (1 - x^2 - M^2)}; \quad (77)$$

Making the following substitutions

$$q = \frac{M^2}{x^2}; \quad t = \frac{1}{x^2}; \quad z = y^2; \quad (78)$$

and treating z as a new variable, one can get the following set:

$$\frac{dq}{dz} = tq^3; \quad (79)$$

$$\frac{dt}{dz} = \frac{t(1+q)}{2z}; \quad (80)$$

It is convenient to transform this set into the one second-order differential equation

$$\frac{d^2 q}{dz^2} + \frac{1+q}{2z} \frac{dq}{dz} - \frac{3}{q} \left(\frac{dq}{dz} \right)^2 = 0; \quad (81)$$

Knowing its solution, one can get the function $t(z)$ as

$$t(z) = \frac{dq/dz}{q^3}; \quad (82)$$

The solution of (81) gives

$$x = \frac{q^{1/b} (1-b)(q-q_0)(q-q_1)}{q} \frac{q_1 - q}{q}^{1 = \frac{p}{b+1}}; \quad (83)$$

$$y = \frac{a(1-b)(q-q_0)(q-q_1)}{q^2} \frac{q_1 - q}{q}^{1 = \frac{p}{b+1}}; \quad (84)$$

$$= \frac{1}{2} \frac{b^{\frac{p}{b+1}} (q_1 - q_2)^{\frac{p}{b+1}}}{(q_1 - q_2)^{\frac{p}{b+1}} (q_1 + q_2)^{\frac{p}{b+1}}} x; \quad (85)$$

Here

$$q_1 = \frac{1}{b} \frac{b^{\frac{p}{b+1}}}{1 + b^{\frac{p}{b+1}}}; \quad q_2 = \frac{1 + b^{\frac{p}{b+1}}}{b}; \quad (86)$$

a and b are constant, $0 < a$, $-1 < b < +1$. This implicit solution is hard to examine, however it is possible to compare the known solution in the limit $M_0^2 \rightarrow \infty$ and refine the solution in the limit $M_0^2 \rightarrow \infty$. For $b > 0$ the maximal value of q is equal to unity. On the other hand, for $b < 0$ the value of q is not limited. Thus, we would consider only the case $b < 0$.

For $q_1 < q_2$ it is easy to get the known solution with $M_0^2 \rightarrow \infty$:

$$y = A x^2 = \frac{1}{4a} \frac{q_2}{q_1} \frac{1}{1 + b^{\frac{p}{b+1}}} x^2; \quad (87)$$

$$q = \frac{B}{x} = 2a \frac{q_1}{b q_2} \frac{1}{1 + b^{\frac{p}{b+1}}} \frac{1}{x}; \quad (88)$$

Equations $A = \infty (2M_0^2)$ and $B = M_0^2 \rightarrow \infty$ are not independent and give the following connection between a and b :

$$a = \frac{M_0^2}{2 \rightarrow \infty} \frac{1 + b^{\frac{p}{b+1}}}{1 - b^{\frac{p}{b+1}}} \frac{1}{1 + b^{\frac{p}{b+1}}}; \quad (89)$$

When $M_0^2 \rightarrow \infty$ it is possible to refine the expression for y (62). In this case $q = \text{const} = M_0^2 \rightarrow \infty$, which corresponds to the asymptotical approach of q to q_2 . Thus, for $q_2 = M_0^2 \rightarrow \infty$, one can get

$$b = \frac{1}{(M_0^2 \rightarrow \infty)^2} \frac{2M_0^2 \rightarrow \infty}{M_0^2 \rightarrow \infty}; \quad (90)$$

Decomposing the functions (83)–(84) near q_2 as $q - q_2 = \dots$, we get

$$x = C_1 (1 + b^{\frac{p}{b+1}})^{\frac{p}{b+1}}; \quad (91)$$

$$y = C_2 (1 + b^{\frac{p}{b+1}})^{\frac{p}{b+1}}; \quad (92)$$

Thus,

$$y = A x^{2(1 - \frac{p}{b+1})} = A x^{\frac{2}{1 + M_0^2 - \frac{2}{\ln}}}; \quad (93)$$

where A is constant. Thus, for $q = \text{const}$ the expression for y is not $\ln x$, but the exponential function of x with the index depending on the quotient $M_0^2 = \frac{2}{\ln}$, which changes from 1 to 0 (compare this result to the numerical calculation in Fig. 6). Lorentz factor is expressed in this case by (see Fig. 7)

$$/ x^{\frac{2}{1 + M_0^2 - \frac{2}{\ln}}}; \quad (94)$$