

WIMPs search by means of the highly segmented scintillator

K.Fushimi^{*a} H.Kawasuso^a M.Toi^a, E.Aihara^a, R.Hayami^a,
S.Nakayama^a, N.Koori^a, R.Hazama^b, K.Ichihara^b, Y.Shichijo^b, S.Umehara^b and S.Yoshida^b

(a) *Faculty of Integrated Arts and Sciences, The University of Tokushima, 1-1 Minami Josanjimacho
Tokushima city, Tokushima 770-8502, JAPAN*

(b) *Department of Physics, Osaka University, 1-1 Machikaneyamacho Toyonaka city, Osaka
560-0047, JAPAN*

(Received June 25, 2019)

The highly sensitive method to search for WIMPs dark matter particles is proposed. An array of thin NaI(Tl) plate has the great selectivity for distinguishing the WIMPs events and background ones. The principle of signal selection for WIMPs is described. The high sensitivity for SD (spin-dependent) type WIMPs is expected by applying multi-layer system of NaI(Tl) detector.

KEYWORDS: Thin scintillator, WIMPs search, Dark matter

1. Introduction

A method of highly sensitive measurement is strongly needed to study nuclear and particle rare processes. The need for highly sensitive radiation detector has been increased in the fields of particle astrophysics and nuclear physics. Particularly, the search for dark matter candidates and the search for neutrino-less double beta decay need to select the signal events from the huge number of background ones. In the case of WIMPs search, the groups such as ELEGANT,¹ DAMA² applied the huge volume of NaI(Tl) scintillator. The new project with the huge volume scintillator are proposed with hundreds kg of scintillators by XMASS³ group, ZEPPLIN group⁴ and so on.

The many groups are trying to enhance the sensitivity by developing a large volume and low background detectors. However, to reduce the background events becomes more difficult for the larger detectors because of its poor position resolution. We propose highly selective detector system to extract the signals of WIMPs. The segmentation of a detector results good position resolution, which enhances the sensitivity for WIMPs.

The three types of interaction between WIMPs and nucleus has been proposed by many theorists. One is spin-independent (SI), the second is spin-dependent (SD), and the third one is spin-dependent inelastic scattering (EX). The SI interaction cross section depends on the square of nuclear mass number A^2 . On the other hand, the SD one depends on the

^{*}E-mail address: fushimi@ias.tokushima-u.ac.jp

nuclear spin-matrix element $\lambda^2 J(J+1)$. The EX interaction cross section is strongly related to the spin-dependent (SD) interaction cross section. Consequently, the event rate of EX and SD are related each other, moreover, the relationship is enhanced by measuring the annual modulation. The highly selective detector which measures both EX and elastic scattering contributes much for the WIMPs search.

It consists of an array of thin NaI(Tl) scintillator plate. The event selection power is largely enhanced by applying the compact modular detector system. The size of each modules is designed in order to enhance the discrimination between the signal and the background.

2. Signal Selection by Space and Time Correlation

The WIMPs signal is expected to make the localized event both in space and in time. On the other hand, the background events make the diffused and correlated ones. Consequently, the spatial correlation and timing correlation is quite important information to extract the signal event from the large number of background events. Fig.1(A) shows the schematic spatial-

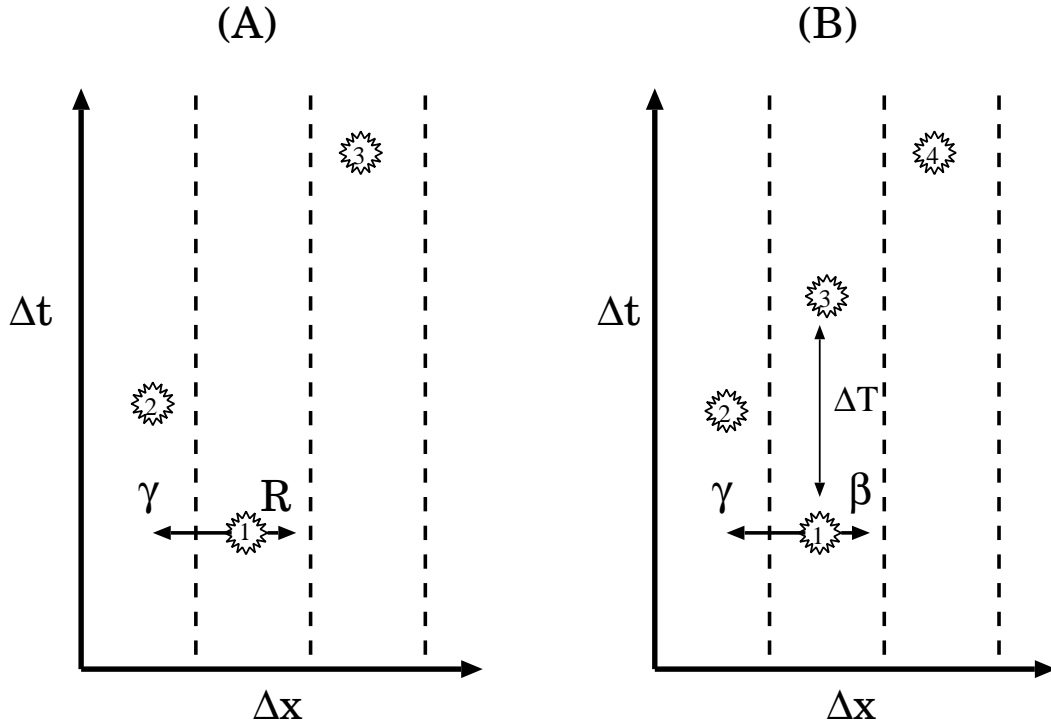


Fig. 1. Schematic drawing of the principle of SSSTC. A detector is spatially segmented by the vertical dashed lines.

timing correlation of the event in the case of WIMPs-nuclear inelastic excitation. The number 1,2,3 and 4 stand for the order of events occurred. The event indicated “1” is the signal event for WIMPs-nucleus interaction, and the ones “2” and “3” are background events.

In the case of elastic scattering, the events cannot be the spatially diffused event, and must be the timing isolated event because the range of recoil nucleus (only “R” in Fig.1) is much shorter than the thickness of each module.

In the case of inelastic excitation of ^{127}I nucleus, the 57.6keV γ ray is simultaneously emitted. Such the signal events for WIMPs-nucleus interaction produce the characteristic events. The recoil nucleus “R” produces a continuous energy spectrum in the low energy region and the low energy γ ray “ γ ” in Fig.1 is observed in the another modules.

Fig.1(B) shows that the RI background event which makes a similar event. The $\beta - \gamma$ successive transition makes similar event to the signal ones. The most serious origin of such a fake event is due to ^{210}Pb . The radioactivity of ^{210}Pb in NaI(Tl) was about 10mBq/kg, which is one thousand times larger than that of ^{226}Ra .⁵ The background events due to ^{210}Pb is tagged by the following β decay event by ^{210}Bi and eliminated. The accidental background events suffers the event selection in the case of a large volume detector. Many groups has tried to achieve good position resolution by means of pulse shape discrimination or timing discrimination or pulse height dependence. However, it is quite clear that the segmentation of the detector is achieved most effectively by means of small modules of detector. In the following sections, the effectiveness of event selection of WIMPs-nucleus inelastic excitation (section 3) and the reduction power of ^{210}Pb background (section 4) by means of segmentation.

3. Event selection by means of segmented NaI(Tl)

In this section, the selectivity of EX events by highly segmented scintillator is discussed. Since the attenuation coefficient of 57.6keV γ ray is as large as 6.83cm²/g, each detector module must be sufficiently small. We determined the design of the NaI(Tl) scintillator so as to detect the γ ray by the next module with enlarging the volume of the detector. The NaI(Tl) crystal with 5cm×5cm in area and less than 2mm in thickness was considered by performing Monte Carlo simulation.

The conditions which has been considered in the simulation are listed below.

- (1) The thickness of NaI(Tl) crystal was varied 0.1mm to 1.5mm.
- (2) The wider area of the NaI(Tl) crystal was covered with ESRTM (Enhanced Specular Reflector)reflector sheets.
- (3) Four light guides made of acrylic plate were placed on the thinner sides of NaI(Tl) crystal.
- (4) A reinforcement was glued on ESRTM sheet.
- (5) Ten modules were piled up.
- (6) The inelastic excitation occurred in the 5th module.
- (7) The simulation was performed with 1 million events. for EX and ^{210}Pb , 3 million events for ^{210}Pb .

The drawing of one module is shown in Fig.2. Optical cement is glued between NaI(Tl) and optical window.

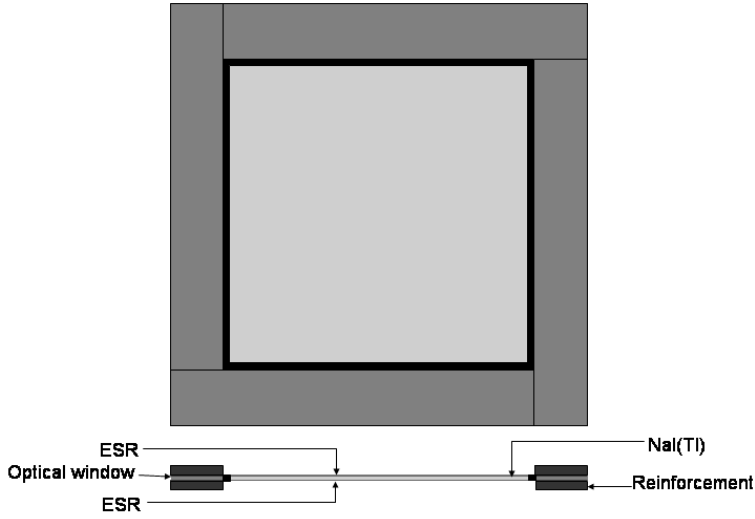


Fig. 2. The schematic drawing of a NaI(Tl) module.

The analysis was performed in order to extract the EX events. The fraction of the events with the condition 57.6keV γ ray being detected by 4th or 6th module was calculated as “coincidence efficiency”. Fig.3 shows the thickness dependence of coincidence efficiency.

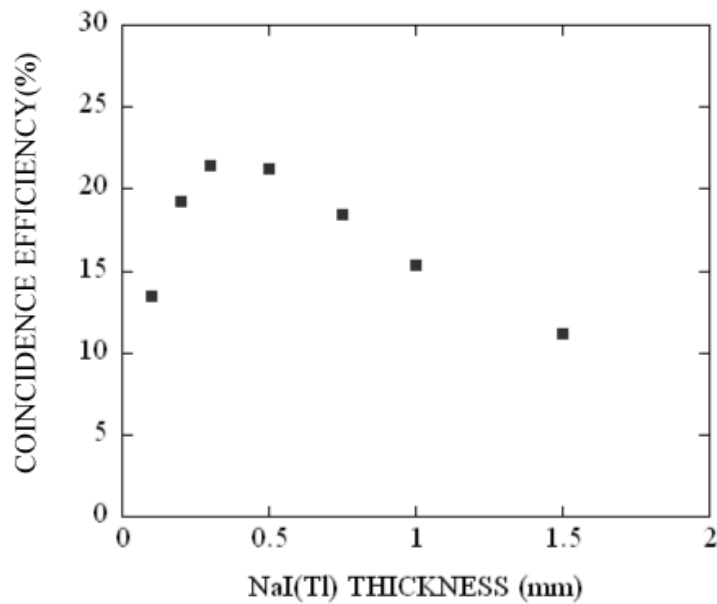


Fig. 3. The thickness dependence of coincidence efficiency.

The coincidence efficiency has a maximum between 0.3mm and 0.5mm. In the case of the NaI(Tl) is thinner than 0.3mm, the γ ray goes through the next module, which makes a spatially diffused event. On the other hand, the coincidence efficiency does not decrease rapidly when the NaI(Tl) becomes thicker. However, since the thicker module makes larger event rates of background events, the background events suffers the sensitivity. The background reduction power will be discussed in the next section.

Recently, the suitable thin NaI(Tl) crystal with the wide area in collaboration with Horiba Ltd. The thin NaI(Tl) detector whose dimension was $5\text{cm} \times 5\text{cm} \times 0.05\text{cm}$ was successfully developed.⁶ The thin NaI(Tl) plate with 0.05cm in thickness is suitable for SSSTC measurement of WIMPs search.

4. Background reduction by means of segmented NaI(Tl)

The background events for WIMPs search originate from Compton scattering of high energy γ rays, low energy β rays and so on. The multi-module detector system enables to distinguish the Compton scattering because the scattered γ ray is observed by the another modules.

The most serious origin of background is ^{210}Pb . ^{210}Pb emits low energy β ray ($E_{\max} = 16.5\text{keV}$) and low energy γ ray ($E_{\gamma} = 46.5\text{keV}$). The simultaneous emission of the low energy β ray and the γ ray makes a similar event to a signal event of EX. The branching ratio that ^{210}Pb decays to the first excited state is 84%. The transition from the first excited state to the ground state is mainly by internal conversion, consequently, the probability of γ ray emission is 4.25%.

The normal NaI(Tl) crystal contains a large amount of ^{210}Pb . For example, the concentration of ^{210}Pb was 8.4mBq/kg in the NaI(Tl) of ELEGANT V, while the one of ^{214}Pb which is the parents of ^{210}Pb was as small as a few tens of $\mu\text{Bq/kg}$. The radiation equilibrium in U-chain in NaI(Tl) is often broken.^{7,8} The progeny after ^{222}Rn in U-chain were concentrated from the air, water and raw materials.

It is quite difficult to reduce the concentration of ^{210}Pb , however, its contribution to background is efficiently reduced by SSSTC analysis. In the segmented detector module, the progeny of ^{210}Pb decays after its decay and detected in the same module. Suppose the 1kg detector is divided into n modules which contains $b\text{Bq/kg}$ of ^{210}Pb . The decay rate in one module is simply expressed as $b/n\text{sec}^{-1}\text{module}^{-1}$. The sequential events which occur during the interval ΔT are rejected as the decay chain of $^{210}\text{Pb} \rightarrow ^{210}\text{Bi} \rightarrow ^{210}\text{Po}$. In this case, the accidental decay due to another ^{210}Pb must not occur, thus the mean time interval due to ^{210}Pb must be longer than the time interval. Thus, the condition

$$\Delta T < \frac{n}{b} \quad (1)$$

is needed. The reduction power for BG events is enhanced with setting a longer time interval

ΔT . The time interval $\Delta T = N \times T_{1/2}$, with $N = 2 \sim 3$ is adequate for SSSTC analysis.

The present WIMPs search project aims to develop the highly pure NaI(Tl) crystal whose concentration of ^{210}Pb is as small as 0.1mBq/kg. The target concentration of ^{210}Pb is adequately realistic purity. In this case, segmentation n is calculated as

$$\begin{aligned} n &> bNT_{1/2} \\ &= 1 \times 10^{-4} \cdot (2 \sim 3) \cdot 4.33 \times 10^5 \\ &= 87 \sim 130 \text{ segmentation/kg.} \end{aligned} \quad (2)$$

The proposed NaI(Tl) module whose dimension of $5\text{cm} \times 5\text{cm} \times 0.05\text{cm}$ corresponds to 217 segmentation. The high sensitive measurement is achieved by the highly segmented detector system with the feasible purity of background radioactivity.

5. Estimation of the sensitivity for inelastic excitation

The expected sensitivity for inelastic scattering of WIMPs- ^{127}I will be discussed in this section. The expected background events were estimated by means of Monte Carlo simulation. The serious background origins, ^{214}Pb , ^{214}Bi , ^{210}Pb and ^{210}Bi were considered. The contribution of ^{40}K is expected to be small because of extremely small radioactivity (less than 0.2ppm in ^{nat}K) in the present NaI(Tl). The simulated concentration of ^{214}Pb and ^{214}Bi was 0.01mBq/kg which was precisely measured by delayed coincidence method.

While the simulated concentration of ^{210}Pb was 0.1mBq/kg, which was 1/100 smaller than the present concentration. The radioactive equilibrium in U-chain often breaks because of the concentration of ^{222}Rn in the air. Our previous work found that the concentration of ^{210}Pb is almost three orders of magnitude larger than the one of ^{214}Pb and ^{214}Bi . The contamination of ^{210}Pb is reduced by controlling the air during the creation processes of NaI(Tl) crystal. The Monte Carlo simulation was performed under the condition that 0.1mBq/kg in NaI(Tl) crystal.

The SSSTC analysis was performed for the simulated background data. A event in the energy region $57.6\text{keV} \pm 10\text{keV}$ was selected for the inelastic excitation of ^{127}I . After the analysis, the accidental coincidence events were reduced by setting the timing correlation. The successive events during the specific time were concluded to be the decays belonging to the decay chain. In the case of the chain between ^{214}Pb and ^{214}Bi , the event which occurs 1 second and 3600 seconds after the preceding event is removed as the background one. The fraction of removed events is estimated as

$$\int_1^{3600} \left(\frac{1}{2}\right)^{\frac{t}{T_{1/2}}} dt = 0.997.$$

In the case of the decay chain from ^{210}Pb to ^{210}Po , the 82.3% of the background events are removed with setting the time difference being 12.5days ($2.5T_{1/2}$).

The estimated background energy spectrum is shown in Fig.4. The events between 2keV and 10keV was summed to estimate the sensitivity for WIMPs-nucleus inelastic excitation. The energy spectrum after performing the SSSTC analysis has the big contribution by ^{210}Pb .

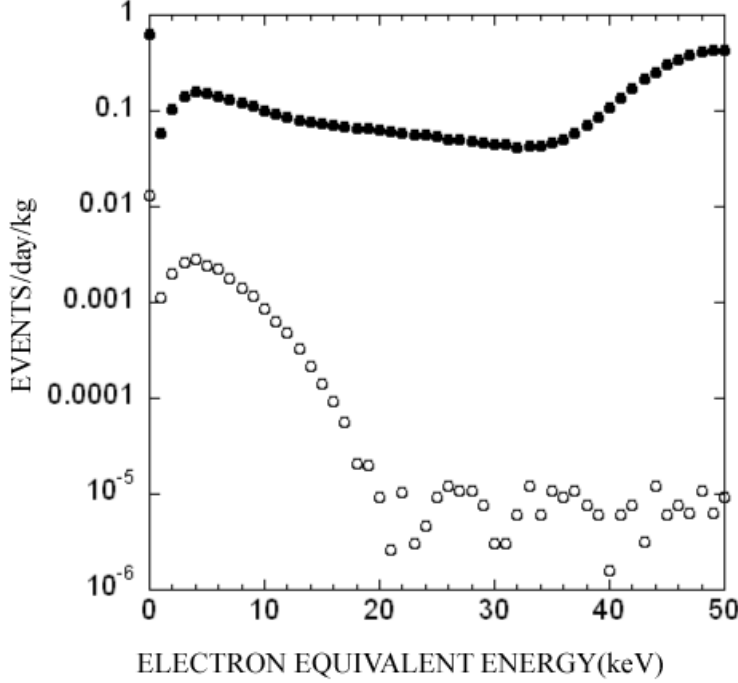


Fig. 4. The expected background energy spectrum. The closed circles and open circles mean the singles event rate and the event rate after performing the SSSTC analysis. The analysis process is described in text.

It may be thought this is the serious background, however, the contribution due to the ^{210}Pb is precisely measured by the yield of alpha-rays of ^{210}Po .⁸ Thus the expected sensitivity for WIMPs interaction is estimated from the statistical error of the simulated events.

The expected event rate due to the radioactive contamination which is contained in the NaI(Tl) crystal was calculated as 1.7×10^{-2} /kg/day. The assumed energy threshold was 2keV in electron equivalent and the event rate between 2keV and 10keV was integrated. The energy threshold, 2keV, was already achieved by thin NaI(Tl) scintillator.⁶ The statistical accuracy is improved as the increase of the modules. The expected background rate and the upper limit (90% C.L.) of the event rate are listed in table I.

The expected sensitivity for the cross section of inelastic excitation is calculated easily by the formula,

$$\sigma_{EX,lim} = \frac{m_\chi}{N_T \rho_0 \langle v \rangle f |F(q)|^2 \epsilon} \times R_{lim}. \quad (3)$$

Where m_χ and N_T are the mass of WIMPs and the number density of target nucleus (^{127}I),

Table I. The expected event rate for multi layer detector system of NaI(Tl) plate. The upper limit on the event rate at 90% C.L. are shown.

Number of modules	Total mass(kg)	BG rate(kg ⁻¹ y ⁻¹)	Upper limit (R_{lim} kg ⁻¹ day ⁻¹)
16	0.0734	0.45 ± 0.67	5.2×10^{-2}
256	1.17	7.2 ± 2.7	8.1×10^{-3}
1024	4.70	28.9 ± 5.4	4.0×10^{-3}
2176	9.98	61.3 ± 7.8	2.8×10^{-3}

$\rho_0 = 0.3\text{GeV}/\text{cm}^3$ is the local halo density, $\langle v \rangle = 230\text{km}/\text{sec}$ is the mean velocity of WIMPs. The phase space factor $f = p_f/p_i$ was calculated numerically. The form factor $F(q)$ was used for the spin-dependent form factor.⁹ The coincidence efficiency $\epsilon = 0.21$ is discussed in the previous section.

The cross sections of EX and SD are closely related by the nuclear spin matrix element. The case of elastic scattering, the nuclear spin-matrix element, $\lambda^2 J(J+1)$ has the large model dependence.⁹ The spin-matrix element using the calculation by means of single particle shell model was applied to our estimation.⁹ However, the spin-matrix element for ¹²⁷I cancels out when one renormalizes the sensitivity to WIMPs-proton cross section. The spin-matrix element for proton has no model dependence and the value is $\lambda^2 J(J+1) = 0.75$.

The case of inelastic scattering the nuclear spin-matrix element, $\frac{2J^*+1}{2J+1} \left| \frac{M_{M1}}{\mu_p} \right|$ is experimentally deduced from the nuclear transition probability, where J and J^* are the total angular momentum of the ground state and excited state, and μ_p is the magnetic dipole moment of proton. Consequently the precise exclusion plot with small model dependence is obtained. The sensitivity of the cross section $\sigma_{lim,p-\chi}$ is calculated simply,

$$\sigma_{lim,p-\chi} = [\lambda^2 J(J+1)]_p \frac{m_p^2}{m_N^2} \left(\frac{m_p + m_\chi}{m_N + m_\chi} \right)^2 \left| \frac{\mu_p}{M_{M1}} \right|^2 \frac{2J^*+1}{2J+1} \sigma_{lim,EX}. \quad (4)$$

In the present estimation, the parameters in the formulae are listed in table II.

The estimated sensitivity for SD type WIMPs is shown in Fig.5. The high sensitivity will be expected by the small amount of NaI(Tl) crystal.

6. Concluding remarks and future prospect

The WIMPs search by means of highly segmented NaI(Tl) scintillator was proposed in the present work. It is important to investigate both the elastic scattering and the inelastic scattering of WIMPs-nucleus interaction. The ratio between elastic scattering and inelastic scattering provides the quite important information for WIMPs nature. We showed the thin and wide area NaI(Tl) plate was suitable for study the WIMPs interaction.

Since NaI(Tl) scintillators have been well developed, the production of highly pure and

Table II. The parameters which are used for the present estimation.

Parameter	Value	Ref.
m_p	938GeV	10
m_N	118.18GeV	10
J	5/2	10
J^*	7/2	10
$ M_{M1} ^2$	0.10	11
μ_p	2.79	10

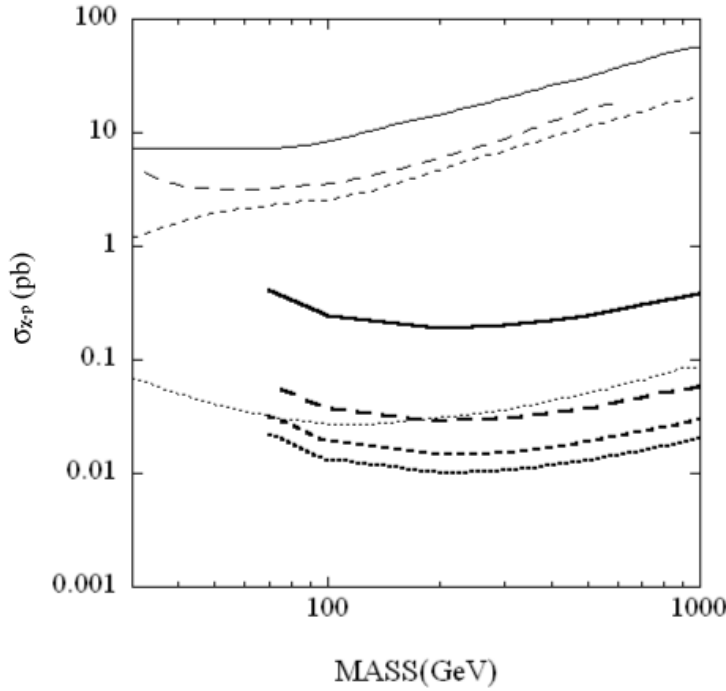


Fig. 5. Thick lines are the expected sensitivity for SD type WIMPs. The solid, long-dashed, sort-dashed and dotted lines are the expected sensitivity by 16, 256, 1024 and 2176 modules of NaI(Tl) array. Thin lines are results of CRESST (solid line), DAMA LXe (long-dashed line), ELEGANT V at OTO (short-dashed line) and the expected sensitivity by NAIAD (dotted line).

large volume detectors are provided easily and with low cost. The thin NaI(Tl) plate has been developed for this project by Horiba Ltd. successfully with low cost and with high purity. The NaI(Tl) array needs the large number of channels for data acquisition (DAQ) system. Recently, DAQ systems for the large number of module (1024-2048 channels) are extensively developed in the fields of high energy experiment.

We showed that the thin NaI(Tl) array has excellent sensitivity for WIMP-nucleus inelastic excitation by only 10kg of NaI(Tl). The highly segmented detector system has the great

advantage to SD-type WIMPs candidates.

7. Acknowledgment

The authors thank Prof. H.Ejiri, Prof. M.Nomachi and Prof. T.Kishimoto for fruitful discussions. They also thank Prof. A.Masaike for his encouragement of our work. The present work was supported by Toray Science Foundation.

References

- 1) K.Fushimi et al., *Astroparticle Phys.* **12** (1999) 185; S.Yoshida et al., *Nucl. Phys. B*(Proc. Suppl.) **87** (2000) 58.
- 2) R.Bernabei et al., *Phys. Lett.* **B480** (2000) 23.
- 3) S.Moriyama,XMASS Collab., *Proc. of the Fourth International Workshop on the Identification of Dark Matter*, Ed. N.Spooner et al., World Scientific, (2003) pp.390.
- 4) N.Spooner et al., *Proc. of the APS/DPF/DPB Summer Study on the Future of Particle Physics (Snowmass 2001)* Ed. N.Graf, eConf **C010630**, (2001) E601.
- 5) K.Fushimi et al., *Proceedings of the 1st Yamada Symposium on Neutrinos and Dark Matter in Nuclear Physics*, Ed. I.Ogawa, (2003) “<http://ndm03.phys.sci.osaka-u.ac.jp/proc/index.htm>” in XIVth session.
- 6) K.Fushimi et al., in preparation.
- 7) S.Umehara et al., *Nucl. Instr. Meth. in Phys. Res.* **A490** (2002) 271.
- 8) K.Ichihara et al., *Nucl. Instr. Meth. in Phys. Res.* **A515** (2003) 651.
- 9) M.T.Ressell and D.J.Dean, *Phys. Rev.* **C56** (1997) 535.
- 10) <http://ie.lbl.gov/toi.html>
- 11) J.Ellis et al., *Phys. Lett.* **B212** (1988) 375.