

Constraints on holographic dark energy from Type Ia supernova observations

Xin Zhang, and Fengquan Wu

*Institute of High Energy Physics, Chinese Academy of Sciences
P.O.Box 918(4), Beijing 100049, People's Republic of China*

Abstract

In this paper, we use the Type Ia supernovae data to constrain the holographic dark energy model proposed by Li. We also apply a cosmic age test to this analysis. We consider in this paper a spatially flat FRW universe with matter component and holographic dark energy component. The fit result shows that the case $c < 1$ is favored, which implies that the holographic dark energy behaves as a quintom type dark energy. Furthermore, an expected SNAP simulation using Λ CDM as a fiducial model is performed on this model, and the result shows that the holographic dark energy model takes on $c < 1$ even though the dark energy is indeed a cosmological constant.

I. INTRODUCTION

The Type Ia supernova (SN Ia) [1,2] observations provide the first evidence for the accelerating expansion of the present universe. To explain this accelerated expansion, the universe at present time is viewed as being dominated by an exotic component with large negative pressure referred as dark energy. A combined analysis of cosmological observations, in particular of the WMAP (Wilkinson Microwave Anisotropy Probe) experiment [3–5], indicates that dark energy occupies about 2/3 of the total energy of the universe, and dark matter about 1/3. The most obvious theoretical candidate of dark energy is the cosmological constant Λ [6] which has the equation of state $w = -1$. An alternative proposal is the dynamical dark energy [7,8] which suggests that the energy form with negative pressure is provided by a scalar field evolving down a proper potential. The feature of this class of models is that the equation of state of dark energy w evolves dynamically during the expansion of the universe. However, as is well known, there are two difficulties arise from all these scenarios, namely the two dark energy (or cosmological constant) problems — the fine-tuning problem and the cosmic coincidence problem. The fine-tuning problem asks why the dark energy density today is so small compared to typical particle scales. The dark energy density is of order 10^{-47}GeV^4 , which appears to require the introduction of a new mass scale 14 or so orders of magnitude smaller than the electroweak scale. The second difficulty, the cosmic coincidence problem, states: Since the energy densities of dark energy and dark matter scale so differently during the expansion of the universe, why are they nearly equal today? To get this coincidence, it appears that their ratio must be set to a specific, infinitesimal value in the very early universe.

Recently, considerable interest has been stimulated in explaining the observed dark energy by the holographic dark energy model. For an effective field theory in a box of size L , with UV cut-off Λ_c the entropy S scales extensively, $S \sim L^3 \Lambda_c^3$. However, the peculiar thermodynamics of black hole [9] has led Bekenstein to postulate that the maximum entropy in a box of volume L^3 behaves nonextensively, growing only as the area of the box, i.e. there is a so-called Bekenstein entropy bound, $S \leq S_{BH} \equiv \pi M_p^2 L^2$. This nonextensive scaling suggests that quantum field theory breaks down in large volume. To reconcile this breakdown with the success of local quantum field theory in describing observed particle phenomenology, Cohen et al. [10] proposed a more restrictive bound – the energy bound. They pointed out that in quantum field theory a short distance (UV) cut-off is related to a long distance (IR) cut-off due to the limit set by forming a black hole. In the other words, if the quantum zero-point energy density ρ_Λ is relevant to a UV cut-off, the total energy of the whole system with size L should not exceed the mass of a black hole of the same size, thus we have $L^3 \rho_\Lambda \leq LM_p^2$, this means that the maximum entropy is in order of $S_{BH}^{3/4}$. When we take

the whole universe into account, the vacuum energy related to this holographic principle [11] is viewed as dark energy, usually dubbed holographic dark energy. The largest IR cut-off L is chosen by saturating the inequality so that we get the holographic dark energy density

$$\rho_\Lambda = 3c^2 M_p^2 L^{-2} , \quad (1)$$

where c is a numerical constant for describing the saturation, and $M_p \equiv 1/\sqrt{8\pi G}$ is the reduced Planck mass. If we take L as the size of the current universe, for instance the Hubble scale H^{-1} , then the dark energy density will be close to the observed data. However, Hsu [12] pointed out that this yields a wrong equation of state for dark energy. Li [13] subsequently proposed that the IR cut-off L should be taken as the size of the future event horizon

$$R_h(a) = a \int_t^\infty \frac{dt}{a(t)} = a \int_a^\infty \frac{da}{Ha^2} , \quad (2)$$

then the problem can be solved nicely and the holographic dark energy model can thus be constructed successfully. Some speculations on the deep reasons of the holographic dark energy were considered by several authors [14]. Further studies on this model see also [15–22].

In this paper, we will see what constraints to the holographic dark energy model are set by present and future SN Ia observations. Recently, some constraints from SN Ia on related model were obtained in Ref. [16,17]. In this paper, we extend the analysis carried out in Ref. [16]. The work presented here differs from [16] in the following aspects: (a) We not only constrain the model by means of the SN Ia observations, but also test the fit results by using the age of the universe; (b) When performing the analysis of the SN data, we also test the cases in which the nuisance parameter H_0 fixed; (c) We also investigate the predicted constraints on the model from future SN Ia observations.

II. THE HOLOGRAPHIC DARK ENERGY MODEL

The holographic dark energy scenario may provide simultaneously natural solutions to both dark energy problems as demonstrated in Ref. [13]. In what follows we will review this model briefly and then constrain it by the Type Ia supernova observations. In addition, we will also apply a cosmic age test to this data analysis. Consider now a spatially flat FRW (Friedmann-Robertson-Walker) universe with matter component ρ_m (including both baryon matter and cold dark matter) and holographic dark energy component ρ_Λ , the Friedmann equation reads

$$3M_p^2 H^2 = \rho_m + \rho_\Lambda , \quad (3)$$

or equivalently,

$$\frac{H^2}{H_0^2} = \Omega_m^0 a^{-3} + \Omega_\Lambda \frac{H^2}{H_0^2} . \quad (4)$$

Combining the definition of the holographic dark energy (1) and the definition of the future event horizon (2), we derive

$$\int_x^\infty \frac{dx}{Ha} = \frac{c}{Ha\sqrt{\Omega_\Lambda}} , \quad (5)$$

where $x = \ln a$. We notice that the Friedmann equation implies

$$\frac{1}{Ha} = \sqrt{a(1 - \Omega_\Lambda)} \frac{1}{H_0 \sqrt{\Omega_m^0}} . \quad (6)$$

Substituting (5) into (6), one obtains the following equation

$$\int_x^\infty e^{x/2} \sqrt{1 - \Omega_\Lambda} dx = c e^{x/2} \sqrt{\frac{1}{\Omega_\Lambda} - 1} . \quad (7)$$

Then taking derivative with respect to x in both sides of the above relation, we get easily the dynamics satisfied by the dark energy, i.e. the differential equation about the fractional density of dark energy,

$$\Omega'_\Lambda = \Omega_\Lambda(1 - \Omega_\Lambda)(1 + \frac{2}{c}\sqrt{\Omega_\Lambda}) , \quad (8)$$

where the prime denotes the derivative with respect to $x = \ln a$. This equation describes the behavior of the holographic dark energy completely, and it can be solved exactly,

$$\ln \Omega_\Lambda - \frac{c}{2+c} \ln(1 - \sqrt{\Omega_\Lambda}) + \frac{c}{2-c} \ln(1 + \sqrt{\Omega_\Lambda}) - \frac{8}{4-c^2} \ln(c + 2\sqrt{\Omega_\Lambda}) = -\ln(1+z) + y_0 , \quad (9)$$

where y_0 can be determined through (9) by replacing Ω_Λ with Ω_Λ^0 as $z = 0$. From the energy conservation equation of the dark energy, the equation of state of the dark energy can be expressed as

$$w = -1 - \frac{1}{3} \frac{d \ln \rho_\Lambda}{d \ln a} . \quad (10)$$

Then making use of the formula $\rho_\Lambda = \frac{\Omega_\Lambda}{1-\Omega_\Lambda} \rho_m^0 a^{-3}$ and the differential equation of Ω_Λ (8), the equation of state for the holographic dark energy can be given

$$w = -\frac{1}{3} (1 + \frac{2}{c} \sqrt{\Omega_\Lambda}) . \quad (11)$$

We can also give the deceleration parameter $q = -\ddot{a}/aH^2$, in terms of Ω_Λ ,

$$q = \frac{1}{2} - \frac{1}{2}\Omega_\Lambda - \frac{1}{c}\Omega_\Lambda^{3/2}. \quad (12)$$

It can be seen clearly that the equation of state of the holographic dark energy evolves dynamically and satisfies $-(1 + 2/c)/3 \leq w \leq -1/3$ due to $0 \leq \Omega_\Lambda \leq 1$. In this sense, this model should be attributed to the class of dynamical dark energy models even though without quintessence scalar field. The parameter c plays a significant role in this model. If one takes $c = 1$, the behavior of the holographic dark energy will be more and more like a cosmological constant with the expansion of the universe, and the ultimate fate of the universe will be entering the de Sitter phase in the far future. As is shown in Ref. [13], if one put the parameter $\Omega_\Lambda^0 = 0.73$ into (11), then a definite prediction of this model, $w^0 = -0.903$, will be given. On the other hand, if $c < 1$, the holographic dark energy will behave like a quintom type dark energy proposed recently in Ref. [23], the amazing feature of which is that the equation of state of dark energy component w crosses the phantom divide line, -1 , i.e. it is larger than -1 in the past while less than -1 near today. The recent fits to current SN Ia data with parametrization of the equation of state of dark energy find that the quintom type dark energy is mildly favored [24]. Usually the quintom dark energy model is realized in terms of double scalar fields, one is a normal scalar field and the other is a phantom type scalar field [25,26]. However, the holographic dark energy in the case $c < 1$ provides us with a more natural realization for the quintom picture. While, if $c > 1$, the equation of state of dark energy will be always larger than -1 such that the universe avoids entering the de Sitter phase nor the Big Rip phase. Hence, we see explicitly, the determination of the value of c is a key point to the feature of the holographic dark energy as well as the ultimate fate of the universe. As an illustrative example, we plot in Fig.1 the evolutions of the deceleration parameter q and the equation of state of dark energy w in cases of $c = 1.2, 1.0, 0.8$ and 0.6 , respectively.

In the forthcoming two sections, we will see what constraints to the model described above are set by present and future SN Ia observations. In the fitting, we use the recent new high red-shift supernova observations from the HST/GOODS program and previous supernova data, and furthermore we test the fit results by means of the cosmic age data. We find that if we marginalize the nuisance parameter h , the fit of the supernova observation provides $0.09 \lesssim c \lesssim 0.62$ (1σ), this means the holographic dark energy behaves as a quintom. Further, we find that the allowed range of model parameters depends on h evidently, for instance, we obtain (in 1σ) $0.21 \lesssim c \lesssim 1.17$ for $h = 0.64$, $0.10 \lesssim c \lesssim 0.43$ for $h = 0.66$, and $0.03 \lesssim c \lesssim 0.07$ for $h = 0.71$. The allowed regions of model parameters become evidently smaller for larger values of h . The fit values of the matter density Ω_m^0 in this model are slightly larger than the fit value appears in the Λ CDM. Interestingly, an expected SNAP simulation using Λ CDM as a fiducial model shows that the holographic dark energy

model will also favor $c < 1$ even though the universe is indeed dominated by a cosmological constant.

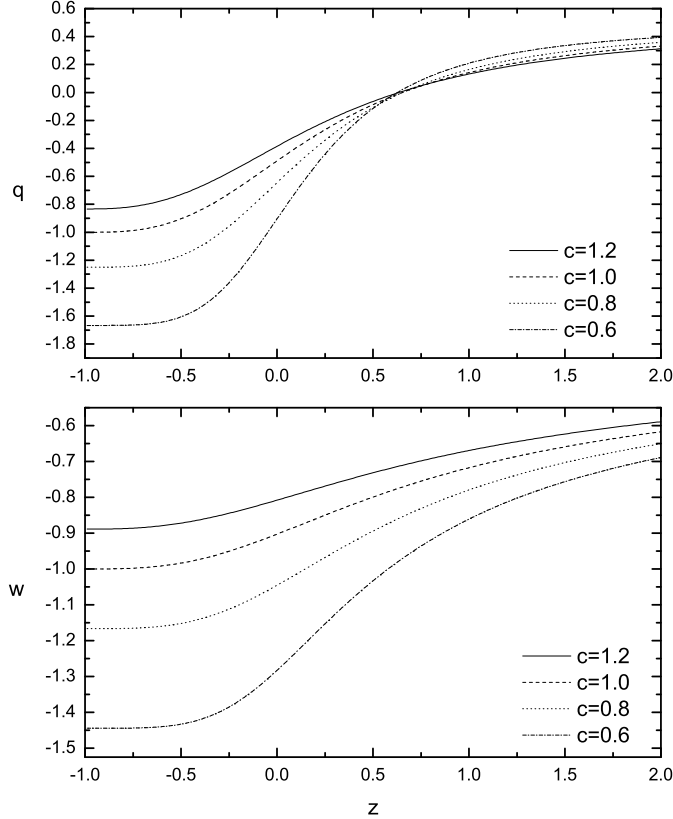


FIG. 1. An illustrative example for the holographic dark energy model. The evolutions of the deceleration parameter q and the equation of state of dark energy w . In this case, we take $\Omega_m^0 = 0.27$.

III. THE CURRENT TYPE IA SUPERNOVA CONSTRAINTS

We now perform the best fit analysis on our holographic dark energy model with data of the Type Ia supernova observations. The luminosity distance of a light source is defined in such a way as to generalize to an expanding and curved space the inverse-square law of brightness valid in a static Euclidean space,

$$d_L = \left(\frac{\mathcal{L}}{4\pi\mathcal{F}} \right)^{1/2} = H_0^{-1}(1+z) \int_0^z \frac{dz'}{E(z')}, \quad (13)$$

where \mathcal{L} is the absolute luminosity which is a known value for the standard candle SN Ia, \mathcal{F} is the measured flux, H_0^{-1} (here we use the natural unit, namely the speed of light is defined to be 1) represents the Hubble distance with value $H_0^{-1} = 2997.9h^{-1}$ Mpc, and $E(z) = H(z)/H_0$ can be expressed as

$$E(z) = \left(\frac{\Omega_m^0 (1+z)^3}{1 - \Omega_\Lambda} \right)^{1/2}, \quad (14)$$

note that the dynamical behavior of Ω_Λ is determined by (8). The observations directly measure the apparent magnitude m of a supernova and its red-shift z . The apparent magnitude m is related to the luminosity distance d_L of the supernova through

$$m(z) = M + 5 \log_{10}(d_L(z)/\text{Mpc}) + 25, \quad (15)$$

where M is the absolute magnitude which is believed to be constant for all Type Ia supernovae. The saturation parameter c of the model, the density parameter Ω_m^0 and the nuisance parameter h can be determined by minimizing

$$\chi^2 = \sum_i \frac{[\mu_{\text{obs}}(z_i) - \mu_{\text{th}}(z_i)]^2}{\sigma_i^2}, \quad (16)$$

where the extinction-corrected distance moduli $\mu(z)$ is defined as $\mu(z) = m(z) - M$, and σ_i is the total uncertainty in the observation. In our analysis, we take the 157 gold data points listed in Riess et al. [27] which includes recent new 14 high redshift SNe (gold) data from the HST/GOODS program. The results of our analysis for the holographic dark energy model are displayed in Fig.2. In this figure we marginalize the nuisance parameter h and show 68%, 95% and 99% confidence level contours, in the (c, Ω_m^0) -plane. The best fit values for the model parameters are: $h = 0.66$, $\Omega_m^0 = 0.47_{-0.15}^{+0.06}$, and $c = 0.21_{-0.12}^{+0.41}$ with $\chi_{\text{min}}^2 = 173.44$ (similar results see also [16]). We see clearly that the fit values of this model are evidently different from those of Λ CDM, i.e. the value of h is slightly smaller and Ω_m^0 larger (The best fit values for Λ CDM model are [4,28]: $h = 0.71_{-0.03}^{+0.04}$ and $\Omega_m^0 = 0.27 \pm 0.04$). We notice in this figure that the current SN Ia data do not strongly constrain the parameters Ω_m^0 and c (in 2σ), in particular c , in the considered ranges. Other tests may impose further constraints. For instance, the cosmic age can provide with an important constraint for cosmological models.

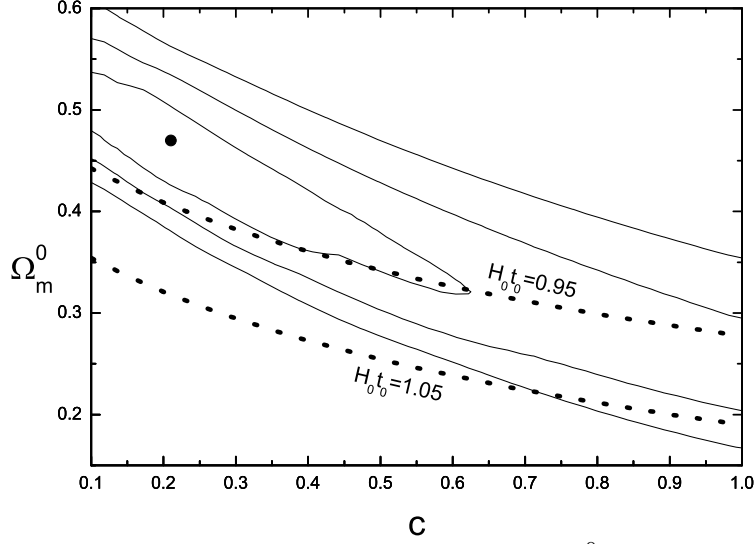


FIG. 2. Confidence contours of 68%, 95% and 99% in the (c, Ω_m^0) -plane for the case of marginalizing h . The point in the figure, with the coordinate $(0.21, 0.47)$, represents the best fit value, with $\chi_{\min}^2 = 173.44$. Constraints from the age of the universe give $0.95 < H_0 t_0 < 1.05$ (at the 1σ confidence level), the dashed lines represent these two limits.

Recent analyses of the age of old stars [29] indicate that the expansion time is in the range $11\text{Gyr} \lesssim t_0 \lesssim 17\text{Gyr}$ at 95% confidence, with a central value $t_0 \simeq 13\text{Gyr}$. Following Krauss and Chaboyer [29] these numbers add 0.8 Gyr to the star ages, under the assumption that star formation commenced no earlier than $z = 6$. A naive addition in quadrature to the uncertainty in H_0 indicates that the dimensionless age parameter is in the range $0.72 \lesssim H_0 t_0 \lesssim 1.17$ at 95% confidence, with a central value $H_0 t_0 \simeq 0.89$. More recent, Richer et al. [30] and Hansen et al. [31] found an age of 12.7 ± 0.7 Gyr at 95% confidence using the white dwarf cooling sequence method. For a full review of cosmic age see Ref. [4]. All in all, it seems reasonable to view ~ 12 Gyr to be a low limit of the cosmic age [32]. Now let us examine the age computation of the holographic dark energy model. The age of the universe can be written as

$$t_0 = H_0^{-1} \int_0^\infty \frac{dz}{(1+z)E(z)}, \quad (17)$$

where H_0^{-1} represents the Hubble time with value $H_0^{-1} = 9.778h^{-1}$ Gyr. Using the best fit values, the holographic dark energy model gives the cosmic age $t_0 = 12.6$ Gyr. This value is consistent with the above observational analyses. Furthermore, we impose a more rigorous test on it. The latest value of cosmic age appears in the Review of Particle Physics (PDG) [28] is given by a combined analysis of various observations [4], $t_0 = 13.7 \pm 0.2$. Using the data from Ref. [28], we can get the dimensionless age parameter range $0.96 \lesssim H_0 t_0 \lesssim 1.05$ at 68% confidence, with a central value $H_0 t_0 \simeq 0.99$. We also display the contours $H_0 t_0 = 0.96$

and $H_0 t_0 = 1.05$ (1σ) in Fig.2. It can be seen explicitly that the 1σ fit result of the SN Ia is almost excluded by this age test.

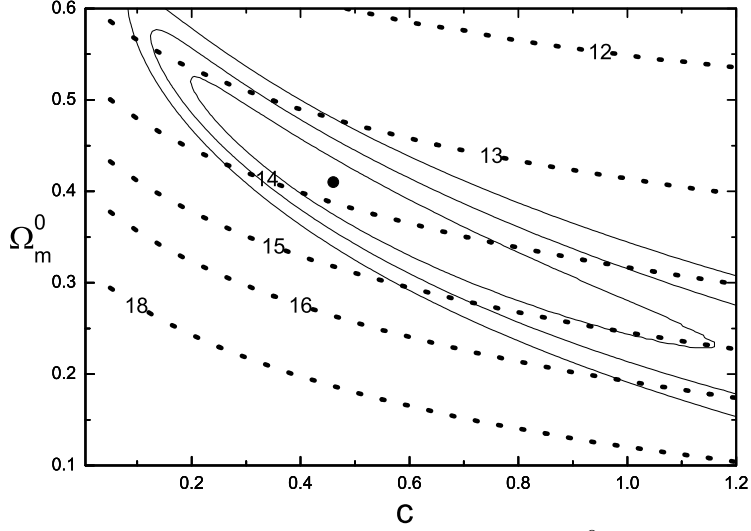


FIG. 3. Confidence contours of 68%, 95% and 99% in the (c, Ω_m^0) -plane for the case of $h = 0.64$. The best fit values for the parameters are: $\Omega_m^0 = 0.41^{+0.12}_{-0.18}$ and $c = 0.46^{+0.71}_{-0.25}$, with $\chi^2_{\min} = 175.90$. Dashed lines represent the contours of cosmic age with $t_0 = 12, 13, 14, 15, 16$ and 18 Gyr.

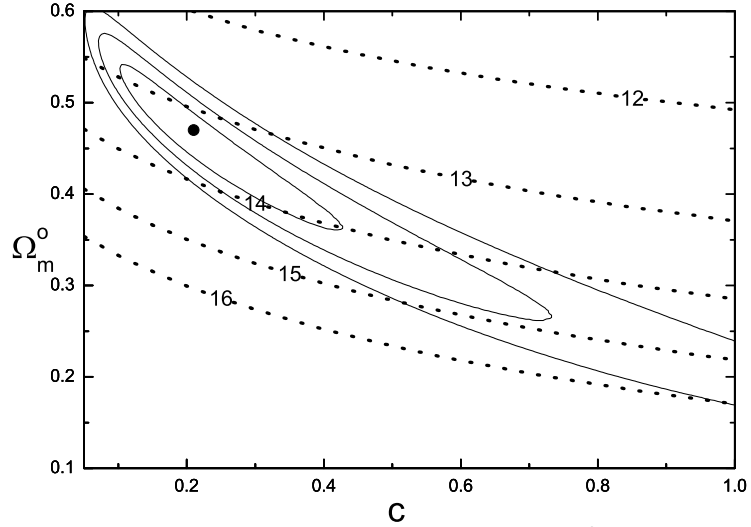


FIG. 4. Confidence contours of 68%, 95% and 99% in the (c, Ω_m^0) -plane for the case of $h = 0.66$. The best fit values for the parameters are: $\Omega_m^0 = 0.47^{+0.07}_{-0.11}$ and $c = 0.21^{+0.22}_{-0.11}$, with $\chi^2_{\min} = 173.44$. Dashed lines represent the contours of cosmic age with $t_0 = 12, 13, 14, 15$ and 16 Gyr.

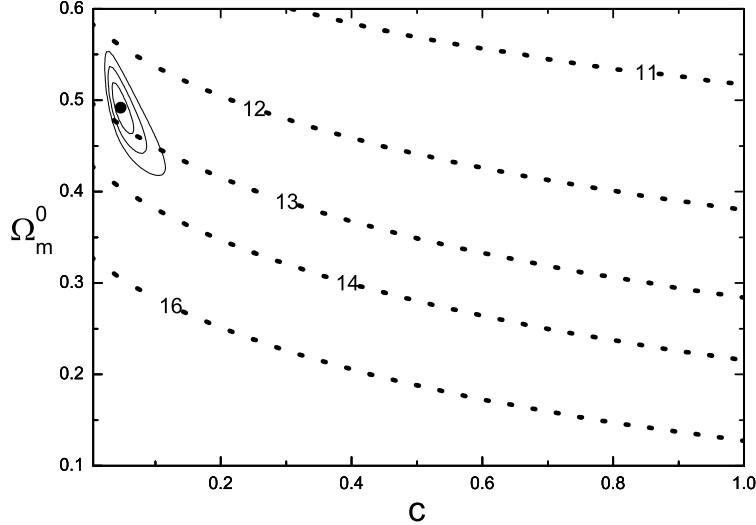


FIG. 5. Confidence contours of 68%, 95% and 99% in the (c, Ω_m^0) -plane for the case of $h = 0.71$. The best fit values for the parameters are: $\Omega_m^0 = 0.49 \pm 0.03$ and $c = 0.05 \pm 0.02$, with $\chi_{\min}^2 = 175.90$. Dashed lines represent the contours of cosmic age with $t_0 = 13, 14, 15$ and 16 Gyr.

Next we check that, keeping the parameter h fixed, how the SN Ia and cosmic age constrain on the holographic dark energy model. We fix $h = 0.64, 0.66$ and 0.71 , respectively, and show the fit results in Figs.3-5. From these figures, we notice that with the increase of the parameter h , c decreases evidently and the confidence contours in the (c, Ω_m^0) -plane shrink sharply. We also display age contours in these figures. The fits in this paper indicate that the current SN Ia data tend to support a holographic dark energy with $c < 1$, in another word, a quintom type holographic dark energy. However, the authors of Ref. [17] tried to show an other possibility. They re-examined the holographic dark energy model by considering the spatial curvature, and found that the holographic dark energy will not behave as phantom if the universe is closed. In addition, other investigations of the constraints on the dark energy from the holographic connection to the small l CMB suppression implies a $c > 1$ result, an opposite result to the supernova fit [19,20]. The deep reason of this contradiction is under investigation. It would also be of interest to investigate the constraints imposed by cosmic microwave observations, in particular the locations of peaks and troughs of the CMB power spectrum, on the holographic dark energy model, but we leave this for further work [33].

IV. EXPECTED SNAP ANALYSIS

Finally we consider how well the proposed Supernova/Acceleration Probe (SNAP), may constrain the parameters c and Ω_m^0 . The SNAP mission is expected to observe about 2000 Type Ia SNe each year, over a period of three years, according to the SNAP specifications. To find the expected precision of the SNAP, one must assume a fiducial model, and then sim-

ulate the experiment assuming it as a reference model. We will use SNAP specifications to construct mock SNe catalogues [34]. Following previous investigations [35], we assume, in our Monte Carlo simulations, that a total of 2000 supernovae (roughly one year of SNAP observations) will be observed with the following redshift distribution. We consider, 1920 SNIa, distributed in 24 bins, from $z = 0$ to $z = 1.2$. From redshift $z = 1.2$ to $z = 1.5$, we assume that 60 SNIa will be observed and we divide them in 6 bins. From $z = 1.5$ to $z = 1.7$ we consider 4 bins with 5 SNIa in each bin. All the supernovae are assumed to be uniformly distributed with $\Delta z = 0.05$. To fully determine the χ^2 functions, the error estimates for SNAP must be defined. Following [34], we assume that the systematic errors for the apparent magnitude, m , are given by

$$\sigma_{sys} = \frac{0.02}{1.5} z \quad , \quad (18)$$

which are measured in magnitudes such that at $z = 1.5$ the systematic error is 0.02 mag, while the statistical errors for m are estimated to be $\sigma_{sta} = 0.15$ mag. We add both kinds of errors quadratically

$$\sigma_{mag}(z_i) = \sqrt{\sigma_{sys}^2(z_i) + \frac{\sigma_{sta}^2}{n_i}} \quad , \quad (19)$$

where n_i is the number of supernovae in the i 'th redshift bin with width $\Delta z \approx 0.05$. Now let us assume a spatial flat Λ CDM model as a fiducial model, and analyze the holographic dark energy model fit. We aim to show if the universe is indeed described by the Λ CDM model, how well the the fitting of a holographic dark energy model to be.

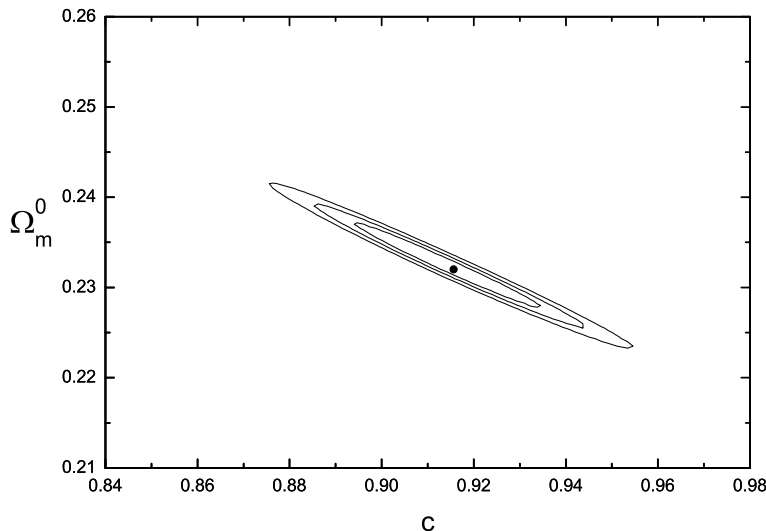


FIG. 6. Predicted confidence contours of 68%, 95% and 99% in the (c, Ω_m^0) -plane for the SNAP mission are shown. We consider a fiducial model with $\Omega_m^0 = 0.27$ and $h = 0.71$. The best fit values for the parameters are: $\Omega_m^0 = 0.23$ and $c = 0.92$.

In Fig.6 we display the results of our simulation assuming a Λ CDM model as fiducial model with $\Omega_m^0 = 0.27$ and $h = 0.71$. In the fit, we marginalize over the nuisance parameter h . The best fit values for the model parameters are: $\Omega_m^0 = 0.23$ and $c = 0.92$. From this figure it is clear that SNAP mission is able to place rigorous constraints on the holographic dark energy model. On the other hand, we notice with interest that, even though the dark energy in the universe is exactly described by a cosmological constant Λ , the precision Type Ia supernova observations will still support a quintom type holographic dark energy.

V. CONCLUDING REMARKS

In this paper, we investigated constraints on the holographic dark energy model from current and future SN Ia observations. We considered a spatially flat FRW universe with matter component and holographic dark energy component. For the holographic dark energy model, the numerical constant c plays a very important role in determining the evolutionary behavior of the space-time as well as the ultimate fate of the universe. In a holographic dark energy dominated universe, the case of $c = 1$ corresponds to an asymptotic de Sitter universe; The choice of $c < 1$ will leads to dark energy behaving as quintom, and in this case, the Gibbons-Hawking entropy will eventually decrease as the event horizon shrink such that violates the second law of thermodynamics; While the case of $c > 1$ does not violate the second law of thermodynamics, in this situation, the evolution of the corresponding space-time avoids entering de Sitter phase nor Big Rip phase. Though the choice of $c = 1$ is favored theoretically, other possibilities can not be ruled out from the viewpoint of phenomenology, and only experiments and observations are capable of determining which choice is realistic. We derived model parameter ranges from the analysis of the present available SN Ia data, and then imposed a rigorous test using the new data of age of the universe on the derived parameter region.

The results show that the holographic dark energy model behaves as quintom in 1σ confidence level, consistent with the current SN Ia data. However, when we perform a rigorous age test on this analysis result using the latest PDG data, the 1σ allowed range is almost ruled out. We also do the fits by fixing the parameter h , and find the allowed regions of the parameters shrink sharply as h increases. On the whole, the analysis indicates that the case of $c < 1$ is consistent with the present SN Ia data.

However, only the supernova analysis seems not sufficient to be able to precisely determine the value of c . We can see this point from a fictitious future supernova experiment. An expected SNAP fit, by using the Λ CDM model as fiducial model to generate mock observational data, shows that the case $c < 1$ also favored. We expect that a combined analysis of various observations will be capable of determining the value of c exactly and thus revealing

the property of the holographic dark energy.

ACKNOWLEDGMENTS

We would like to thank O. Bertolami, Z. Chang, A. Heavens, and R. Miquel for helpful discussions. This work was supported by the Natural Science Foundation of China (Grant No. 10375072).

REFERENCES

- [1] A. G. Riess *et al.*, *Astron. J.* **116** (1998) 1009 [astro-ph/9805201](#).
- [2] S. Perlmutter *et al.*, *Astrophys. J.* **517** (1999) 565 [astro-ph/9812133](#).
- [3] C. L. Bennett *et al.*, *Astrophys. J. Suppl.* **148** (2003) 1 [astro-ph/0302207](#).
- [4] D. N. Spergel *et al.*, *Astrophys. J. Suppl.* **148** (2003) 175 [astro-ph/0302209](#).
- [5] H. V. Peiris *et al.*, *Astrophys. J. Suppl.* **148** (2003) 213 [astro-ph/0302225](#).
- [6] S. Weinberg, *Rev. Mod. Phys.* **61** (1989) 1; S. M. Carroll, *Living Rev. Rel.* **4** (2001) 1 [astro-ph/0004075](#); P. J. E. Peebles and B. Ratra, *Rev. Mod. Phys.* **75** (2003) 559 [astro-ph/0207347](#); T. Padmanabhan, *Phys. Rept.* **380** (2003) 235 [hep-th/0212290](#).
- [7] C. Wetterich, *Nucl. Phys. B* **302** (1988) 668; P. J. E. Peebles and B. Ratra, *Astrophys. J.* **325** (1988) L17; B. Ratra and P. J. E. Peebles, *Phys. Rev. D* **37** (1988) 3406; J. A. Frieman, C. T. Hill, A. Stebbins and I. Waga, *Phys. Rev. Lett.* **75** (1995) 2077 [astro-ph/9505060](#); M. S. Turner and M. White, *Phys. Rev. D* **56** (1997) 4439 [astro-ph/9701138](#); R. R. Caldwell, R. Dave and P. J. Steinhardt, *Phys. Rev. Lett.* **80** (1998) 1582 [astro-ph/9708069](#); A. R. Liddle and R. J. Scherrer, *Phys. Rev. D* **59** (1999) 023509 [astro-ph/9809272](#); I. Zlatev, L. Wang and P. J. Steinhardt, *Phys. Rev. Lett.* **82** (1999) 896 [astro-ph/9807002](#); P. J. Steinhardt, L. Wang and I. Zlatev, *Phys. Rev. D* **59** (1999) 123504 [astro-ph/9812313](#); D. F. Torres, *Phys. Rev. D* **66** (2002) 043522 [astro-ph/0204504](#).
- [8] L. Amendola, *Phys. Rev. D* **62** (2000) 043511 [astro-ph/9908023](#); L. Amendola, D. Tocchini-Valentini, *Phys. Rev. D* **64** (2001) 043509 [astro-ph/0011243](#); L. Amendola, D. Tocchini-Valentini, *Phys. Rev. D* **66** (2002) 043528 [astro-ph/0111535](#); L. Amendola, *Mon. Not. Roy. Astron. Soc.* **342** (2003) 221 [astro-ph/0209494](#); M. Pietroni, *Phys. Rev. D* **67** (2003) 103523 [hep-ph/0203085](#); D. Comelli, M. Pietroni, and A. Riotto, *Phys. Lett. B* **571** (2003) 115 [hep-ph/0302080](#); U. Franca, and R. Rosenfeld, *Phys. Rev. D* **69** (2004) 063517 [astro-ph/0308149](#); X. Zhang, [astro-ph/0503072](#); X. Zhang, *Phys. Lett. B* **611** (2005) 1 [astro-ph/0503075](#).
- [9] J. D. Bekenstein, *Phys. Rev. D* **7** (1973) 2333; J. D. Bekenstein, *Phys. Rev. D* **9** (1974) 3292; J. D. Bekenstein, *Phys. Rev. D* **23** (1981) 287; J. D. Bekenstein, *Phys. Rev. D* **49** (1994) 1912; S. W. Hawking, *Commun. Math. Phys.* **43** (1975) 199; S. W. Hawking, *Phys. Rev. D* **13** (1976) 191.
- [10] A. G. Cohen, D. B. Kaplan and A. E. Nelson, *Phys. Rev. Lett.* **82** (1999) 4971 [hep-th/9803132](#).
- [11] G. 't Hooft, [gr-qc/9310026](#); L. Susskind, *J. Math. Phys.* **36** (1994) 6377 [hep-th/9409089](#).
- [12] S. D. H. Hsu, *Phys. Lett. B* **594** (2004) 13 [hep-th/0403052](#).

- [13] M. Li, Phys. Lett. B **603** (2004) 1 [hep-th/0403127](#).
- [14] K. Ke and M. Li, Phys. Lett. B **606** (2005) 173 [hep-th/0407056](#); S. Hsu and A. Zee, [hep-th/0406142](#); Y. Gong, Phys. Rev. D **70** (2004) 064029 [hep-th/0404030](#); Y. S. Myung, Phys. Lett. B **610** (2005) 18; Y. S. Myung, [hep-th/0501023](#); H. Kim, H. W. Lee and Y. S. Myung, [hep-th/0501118](#); Y. S. Myung, [hep-th/0502128](#).
- [15] Q. G. Huang and M. Li, JCAP **0408** (2004) 013 [astro-ph/0404229](#); Q. G. Huang and M. Li, JCAP **0503** (2005) 001 [hep-th/0410095](#).
- [16] Q. G. Huang and Y. Gong, JCAP **0408** (2004) 006 [astro-ph/0403590](#).
- [17] Y. Gong, B. Wang and Y. Z. Zhang, [hep-th/0412218](#).
- [18] H. C. Kao, W. L. Lee and F. L. Lin, [astro-ph/0501487](#).
- [19] K. Enqvist and M. S. Sloth, Phys. Rev. Lett. **93** (2004) 221302 [hep-th/0406019](#). K. Enqvist, S. Hannestad and M. S. Sloth, JCAP **0502** (2005) 004 [astro-ph/0409275](#).
- [20] J. Shen, B. Wang, E. Abdalla and R. K. Su, [hep-th/0412227](#).
- [21] E. Elizalde, S. Nojiri, S. D. Odintsov and P. Wang, [hep-th/0502082](#).
- [22] X. Zhang, [astro-ph/0504586](#).
- [23] B. Feng, X. Wang and X. Zhang, Phys. Lett. B **607** (2005) 35 [astro-ph/0404224](#).
- [24] *e.g.* S. Nesseris and L. Perivolaropoulos, Phys. Rev. D **70** (2004) 043531 [astro-ph/0401556](#); R. A. Daly and S. G. Djorgovski, Astrophys. J. **612** (2004) 652 [astro-ph/0403664](#); U. Alam, V. Sahni, and A. A. Starobinsky, JCAP **0406** (2004) 008 [astro-ph/0403687](#); D. Huterer and A. Cooray, Phys. Rev. D **71** (2005) 023506 [astro-ph/0404062](#); S. W. Allen, R. W. Schmidt, H. Ebeling, A. C. Fabian, and L. van Speybroeck, Mon. Not. Roy. Astron. Soc. **353** (2004) 457 [astro-ph/0405340](#); T. R. Choudhury and T. Padmanabhan, Astron. Astrophys. **429** (2005) 807 [astro-ph/0311622](#); H. K. Jassal, J. S. Bagla and T. Padmanabhan, Mon. Not. Roy. Astron. Soc. Lett. **356** (2005) L11 [astro-ph/0404378](#); S. Hannestad and E. Mortsell, JCAP **0409** (2004) 001 [astro-ph/0407259](#); P. S. Corasaniti, M. Kunz, D. Parkinson, E. J. Copeland and B. A. Bassett, Phys. Rev. D **70** (2004) 083006 [astro-ph/0406608](#); D. A. Dicus and W. W. Repko, Phys. Rev. D **70** (2004) 083527 [astro-ph/0407094](#); B. A. Bassett, P. S. Corasaniti, and M. Kunz, Astrophys. J. **617** (2004) L1 [astro-ph/0407364](#).
- [25] For relevant studies see *e.g.* S. Nojiri and S. D. Odintsov, Phys. Lett. B **562** (2003) 147 [hep-th/0303117](#); S. Nojiri and S. D. Odintsov, Phys. Lett. B **599** (2004) 137 [astro-ph/0403622](#); E. Elizalde, S. Nojiri and S. D. Odintsov, Phys. Rev. D **70** (2004) 043539 [hep-th/0405034](#); Y. H. Wei and Y. Tian, Class. Quant. Grav. **21** (2004) 5347 [gr-qc/0405038](#); C. Csaki and N. Kaloper, [astro-ph/0409596](#); Y. Wang, J. M. Kraatochvil, A. Linde, M. Shmakova, JCAP **0412** (2004) 006 [astro-ph/0409264](#); V. K.

- Onemli and R. P. Woodard, *Class. Quant. Grav.* **19** (2002) 4607 [gr-qc/0204065](#);
T. Brunier, V. K. Onemli, R. P. Woodard, *Class. Quant. Grav.* **22** (2005) 59-84
[gr-qc/0408080](#); B. McInnes, *JHEP* **0410** (2004) 018 [hep-th/0407189](#); G. Allemandi,
A. Borowiec and M. Francaviglia, *Phys. Rev. D* **70** (2004) 103503 [hep-th/0407090](#);
E. Babichev, V. Dokuchaev and Y Eroshenko, *Class. Quant. Grav.* **22** (2005) 143
[astro-ph/0407190](#); A. Vikman, *Phys. Rev. D* **71** (2005) 023515 [astro-ph/0407107](#);
Z. H. Zhu and J. S. Alcaniz *Astrophys. J.* **620** (2005) 7 [astro-ph/0404201](#); V. K.
Onemli and R. P. Woodard, [gr-qc/0406098](#); S. D. H. Hsu, A. Jenkins and M. B. Wise,
Phys. Lett. B **597** (2004) 270 [astro-ph/0406043](#); G. Chen and B. Ratra, *Astrophys.*
J. **612** (2004) L1 [astro-ph/0405636](#); T. Padmanabhan, [astro-ph/0411044](#); B. Feng,
M. Li, Y. Piao and X. Zhang, [astro-ph/0407432](#); J. Xia, B. Feng and X. Zhang,
[astro-ph/0411501](#); S. Nojiri, S. D. Odintsov and S. Tsujikawa, [hep-th/0501025](#); H.
Wei, R.-G. Cai and D.-F. Zeng, [hep-th/0501160](#).
- [26] Z. Guo, Y. Piao, X. Zhang and Y. Zhang, *Phys. Lett. B* **608** (2005) 177
[astro-ph/0410654](#); X. Zhang, H. Li, Y. Piao and X. Zhang, [astro-ph/0501652](#).
- [27] A. G. Riess et al., *Astrophys. J.* **607** (2004) 665 [astro-ph/0402512](#).
- [28] Particle Data Group, S. Eidelman et al., *Review of Particle Physics*, *Phys. Lett. B* **592**
(2004) 92.
- [29] E. Carretta et al. *Astrophys. J.* **533** (2000) 215; L. M. Krauss and B. Chaboyer,
[astro-ph/0111597](#); B. Chaboyer and L. M. Krauss, *Astrophys. J. Lett.* **567** (2002)
L45 [astro-ph/0201443](#).
- [30] H. B. Richer et al. *Astrophys. J.* **574** (2002) L151.
- [31] B. M. S. Hansen et al. *Astrophys. J.* **574** (2002) L155.
- [32] B. Feng, X. Wang and X. Zhang, *Phys. Lett. B* **607** (2005) 35 [astro-ph/0404224](#).
- [33] Z. Chang, F. Q. Wu and X. Zhang, in preparation.
- [34] *e.g.* J. Weller, A. Albrecht, *Phys. Rev. D* **65** (2002) 103512 [astro-ph/0106079](#); M.
Makler, S. Oliveira and I. Waga, *Phys. Lett. B* **555** (2003) 1 [astro-ph/0209486](#); U.
Alam, V. Sahni, T. Saini, A. A. Starobinsky, *Mon. Not. Roy. Astron. Soc.* **344** (2003)
1057 [astro-ph/0303009](#); O. Bertolami, A. A. Sen, S. Sen and P. T. Silva, *Mon. Not.*
Roy. Astron. Soc. **353** (2004) 329 [astro-ph/0402387](#).
- [35] I. Maor, R. Brustein and P. J. Steinhardt, *Phys. Rev. Lett.* **86** (2001) 6
[astro-ph/0007297](#); J. Weller and A. Albrecht, *Phys. Rev. Lett.* **86** (2001) 1939
[astro-ph/0008314](#); J. Weller and A. Albrecht, *Phys. Rev. D* **65** (2002) 103512
[astro-ph/0106079](#); S. Podariu, P. Nugent and B. Ratra, *Astrophys. J.* **553** (2001)
39 [astro-ph/0008281](#); M. Goliath, R. Amanullah, P. Astier and R. Pain, *Astronomy &*
Astrophysics **380** (2001) 6 [astro-ph/0104009](#); S. C. C. Ng and D. L. Wiltshire, *Phys.*

Rev. D **64** (2001) 123519 [astro-ph/0107142](#); Y. Wang and G. Lovelace, *Astrophys. J.* **562** (2001) L115 [astro-ph/0109233](#); E. M. Minty, A. F. Heavens and M. R. S. Hawkins, *Mon. Not. Roy. Astron. Soc.* **330** (2002) 378 [astro-ph/0104221](#) ; A. G. Kim, E. V. Linder, R. Miquel and N. Mostek, *Mon. Not. Roy. Astron. Soc.* **347** (2004) 909-920 [astro-ph/0304509](#).