

# Pulsating Stars in the ASAS-3 Database

## I. $\beta$ Cephei Stars

by

A. Pigulski

Instytut Astronomiczny Uniwersytetu Wrocławskiego,  
Kopernika 11, 51-622 Wrocław, Poland  
E-mail: pigulski@astro.uni.wroc.pl

*Received 2005 May 30*

### ABSTRACT

We present results of an analysis of the ASAS-3 data for short-period variables from the recently published catalogue of over 38 000 stars. Using the data available in the literature we verify the results of the automatic classification related to  $\beta$  Cephei pulsators. In particular, we find that 14 stars in the catalogue can be classified unambiguously as new  $\beta$  Cephei stars. By means of periodogram analysis we derive the frequencies and amplitudes of the excited modes. The main modes in the new  $\beta$  Cephei stars have large semi-amplitudes, between 35 and 80 mmag. Up to four modes were found in some stars. Two (maybe three) new  $\beta$  Cephei stars are members of southern young open clusters: ASAS 164409–4719.1 belongs to NGC 6200, ASAS 164630–4701.2 is a member of Hogg 22, and ASAS 164939–4431.7 could be a member of NGC 6216.

We also analyze the photometry of four known  $\beta$  Cephei stars in the ASAS-3 catalogue, namely IL Vel, NSV 24078, V1449 Aql and SY Equ. Finally, we discuss the distribution of  $\beta$  Cephei stars in the Galaxy.

**Keywords:** *stars:  $\beta$  Cephei – stars: pulsations – stars: classification*

### 1. Introduction

The idea of monitoring the whole sky for variability with small wide-field cameras, initiated and popularized by Paczyński (1997, 2000, 2001), resulted in several successful projects of which the All Sky Automated Survey (ASAS) conducted by Dr. Grzegorz Pojmański (Pojmański 1997) is probably the most fruitful. At the third stage of the project, ASAS-3, its ultimate goal was achieved: the whole southern sky and partly the northern sky were monitored for variability. The preliminary lists of variable stars resulting from the analysis of the photometric data obtained within the ASAS-3 project have been recently published in a series of four papers (Pojmański 2002, 2003; Pojmański and Maciejewski 2004, 2005) and are available in the Internet. Hereafter, we will refer to the tables and data presented in these papers as the ASAS-3 catalogue. The catalogue includes over 38 000 variable stars brighter than  $\sim 14$  mag in  $V$ .

The  $V$ -band photometry of the ASAS-3 catalogue forms an excellent homogeneous source of data that can be used to study properties of different types of variable stars in the Galaxy. In this series of papers, we will present the analysis of the ASAS-3 photometry starting with the short-period early B-type pulsators, the  $\beta$  Cephei stars.

According to the newest review paper on  $\beta$  Cephei stars (Stankov and Handler 2005), 93 certain objects of this type are presently known in the Galaxy. About half of them were found in young open clusters and OB associations; many, including the prototype, are naked-eye objects. Typical periods range from 3 to 7 hours, the semi-amplitudes are usually smaller than 0.03 mag in  $V$ . Multiperiodic behavior is rather a rule than exception. The pulsations are identified with radial and nonradial low-order  $p$  and/or  $g$  modes.

From the analysis of the ASAS-3  $V$ -band photometry and the information available in the literature, we will show that 18 objects in the ASAS-3 database are *bona fide*  $\beta$  Cephei

stars, of which only four were previously known. The remaining 14 variable stars are new large-amplitude members of this interesting group of pulsators.

## 2. Selection of Objects

A preliminary selection and classification of variable stars were already done by the authors of the ASAS-3 catalogue. Since several million stars were monitored during the ASAS-3 survey, fast algorithm for extracting variable objects had to be implemented. For this reason, the first selection of variables was made by the authors of the catalogue using the magnitude–dispersion diagram. Only stars showing an excess of dispersion were selected as subjects of the subsequent periodogram analysis. The analysis allowed to find dominant periodicity reported in the catalogue. Initially, the classification was made using Fourier coefficients, periods, amplitudes and visual inspection of the light curves (Pojmański 2002). Starting with the second paper of the series (Pojmański 2003), the authors of the catalogue used additional information, i.e., IRAS and 2MASS infrared photometry and galactic coordinates, to assign automatically the periodic variable stars to about a dozen predefined classes. This classification was only provisional, but could be very helpful in extracting objects of a given type. The classification types were not exclusive, that is, many stars were assigned to more than one class.

The class BCEP, denoting  $\beta$  Cephei stars, was included in the classification scheme in the third part of the ASAS-3 catalogue (Pojmański and Maciejewski 2004). Eight BCEP stars were reported in that paper, another 14 were added in the fourth paper (Pojmański and Maciejewski 2005). Adding four stars with positive declinations that appear only in the Internet version of the ASAS-3 catalogue, ten stars with secondary or tertiary BCEP classification, and the known  $\beta$  Cephei star IL Vel classified as DSCT, denoting  $\delta$  Scuti star, we get 37 stars that appear in the Internet list of  $\beta$  Cephei stars in the ASAS-3 catalogue. As we will show below, only 12 of them can be actually classified as *bona fide*  $\beta$  Cephei stars. On the other hand, some  $\beta$  Cephei stars could be included in the other classes, DSCT being the most probable one. The shortest periods observed in  $\beta$  Cephei stars are of the order of 0.06 d, the median value for all known Galactic objects is about 0.17 d (Stankov and Handler 2005). Periods of  $\delta$  Scuti stars are, on the average, shorter. Their shortest periods are equal to about 0.02 d, but there are  $\delta$  Scuti stars with periods longer than 0.2 d (Rodríguez and Breger 2002). Both classes show multiperiodic behavior and small amplitudes. Because of the wide range of overlapping periods,  $\beta$  Cephei and  $\delta$  Scuti stars cannot be distinguished solely from the observed periods. The only subgroup of  $\delta$  Scuti stars that is relatively easy to indicate using periods and light curves are the high-amplitude  $\delta$  Scuti (HADS) stars. They show large-amplitude variations, characteristic shape of the light curve and, typically, only one or two radial modes.

The easiest method to distinguish between  $\beta$  Cephei and  $\delta$  Scuti stars is using the information on their MK spectral types. This is because  $\beta$  Cephei stars cover a very narrow range of spectral types, between B0 and B2.5, while  $\delta$  Scuti pulsators are A or early F-type stars. Some photometric methods can also be used. For example, the two classes separate well in the two-color ( $U - B$ ) vs. ( $B - V$ ) diagram. Unfortunately, the  $UBV$  photometry is available only for some ASAS stars. Pojmański and Maciejewski (2004, 2005) used a homogeneous set of infrared measurements from the 2MASS survey as an additional filter in the classification. In particular, they used ( $J - H$ ) vs. ( $H - K$ ) and  $\log(\text{period})$  vs. ( $J - H$ ) diagrams. While some  $\beta$  Cephei stars with small reddenings can be separated from  $\delta$  Scuti objects in this way, this method fails for more reddened stars.

In this situation, we decided to proceed in the following way. First, we analyzed the ASAS-3 photometry of all 37 stars that were classified as BCEP in the ASAS-3 catalogue. We also checked their  $UBV$  photometry (if available),  $H\beta$  photometry and spectral types. In this way, we found that 12 stars from this sample can be reliably classified as  $\beta$  Cephei pulsators. Four of them were already known as stars of this type. Furthermore, we checked the available MK spectral types and  $UBV\beta$  photometry for all stars in the ASAS-3 cata-

logue that had: (i) full amplitude,  $\Delta V$ , smaller than 0.3 mag (note that BW Vul,  $\beta$  Cephei star with the exceptionally large amplitude has  $\Delta V \approx 0.2$  mag), and (ii) dominating period shorter than 0.5 d (for all classes of pulsating stars as well as the variables classified as ACV and MISC) or 1 d (for three classes of eclipsing binaries: EC, ESD, ED). There were about 1700 stars in the ASAS-3 catalogue satisfying both criteria. As a result, we found six additional  $\beta$  Cephei stars. All eighteen stars of this type found in the ASAS-3 database are listed in Table 1.

T a b l e 1  
 $\beta$  Cephei stars in the ASAS-3 database

HD	CPD/BD	ASAS name	ASAS classification	$V$	MK sp. type	Notes
80383	−52°2185	091731−5250.3	DSCT	9.14	B2 III (1)	IL Vel
164340	−40°8357	180233−4005.2	BCEP/EC/ESD	9.28	B0 III (2)	NSV 24078
180642	+00°4159	191715+0103.6	BCEP	8.27	B1.5 II-III (3)	V1449 Aql
203664	+09°4973	212329+0955.9	BCEP/EC/ESD	8.57	B0.5 III <sub>n</sub> (3)	SY Equ
—	−62°2707	122213−6320.8	BCEP	10.06	B2 III (4)	
133823	−65°2993	150955−6530.4	BCEP	9.62	B2 IV (4)	
—	−50°9210	161858−5103.5	BCEP/EC	10.33	B2 II (5)	
328862	−47°7861	164409−4719.1	BCEP/DSCT	10.13	B0.5 III (6)	in NGC 6200
—	−46°8213	164630−4701.2	RRC/DSCT/EC/ESD	10.86	—	in Hogg 22
328906	—	164939−4431.7	DSCT/EC/ESD	11.22	[B2] (7)	in NGC 6216?
152077	−43°7731	165314−4345.0	BCEP/DSCT	9.08	B1 II (4)	
152477	−47°7958	165554−4808.8	ESD/RRC/EC	9.03	B1 II (4)	
155336	−32°4389	171218−3306.1	BCEP/DSCT	9.46	B1/2 Ib (8)	
165582	−34°7600	180808−3434.5	BCEP	9.39	B1 II (4)	
167743	−15°4909	181716−1527.1	BCEP=DSCT	9.59	B2 Ib (9)	
—	—	182610−1704.3	DSCT	10.21	—	ALS 5036
—	—	182617−1515.7	DSCT	10.73	—	ALS 5040
—	−14°5057	182726−1442.1	EC/ESD	9.99	—	

References to MK spectral types in Table 1: (1) Houk (1978), (2) Hill *et al.* (1974), (3) Walborn (1971), (4) Garrison *et al.* (1977), (5) FitzGerald (1987), (6) Whiteoak (1963), (7) Spectral type on the Harvard system, Nesterov *et al.* (1995), (8) Houk (1982), (9) Houk and Smith-Moore (1988).

### 3. The Analysis

The ASAS-3 data for a given star consist of the aperture photometry made through five different apertures. Since both magnitudes and their errors are reported in each aperture, we chose for analysis the data made in the aperture which had the smallest mean error. The photometry for a star in the catalogue comprises typically several independent subsets of measurements, as the star was usually observed in several different fields. These subsets may differ in the mean magnitude, as pointed out by the authors of the catalogue. In addition, a quality grade (from A to D) was assigned to each measurement. The procedure of analyzing the data was the following. First, the individual subsets were extracted. We used only the measurements that were flagged A or B. Because of the magnitude offsets between subsets, the mean magnitude was subtracted from each subset and then the subsets were combined. These combined data were subject of preliminary periodogram analysis.

After subtracting all significant signals from the combined data, the residuals were checked and the following operations were performed: (i) The outliers were rejected from the original data using  $3\text{-}\sigma$  clipping in residuals. (ii) The mean offset for each subset was calculated from the residuals and, along with the mean magnitude derived earlier, subtracted from the original data. (iii) The long-term trend was removed from the data. This was done by calculating average residuals in 200-day intervals that were used to derive a smoothed curve with a cubic spline fit. This smoothed curve was removed from the original

data.

The combined, cleaned and detrended data were used in the final analysis. The analysis included: (i) calculating Fourier periodogram in the range from 0 to  $30 \text{ d}^{-1}$ , (ii) fitting a sinuoid with the frequency of the highest peak, as well as all frequencies found earlier, (iii) improving frequencies, amplitudes and phases by means of the non-linear least-squares method. The residuals from the fit were used in the next iteration as the input file. The extraction of frequencies was performed until the signal-to-noise ratio (S/N) in the periodogram became smaller than 4. However, some frequencies with S/N barely exceeding 4 were not included in the final solution. By the final solution we mean the results of fitting the data with a series of sinusoidal terms in the form of

$$\sum_{i=1}^n A_i \sin[2\pi F_i(t - T_0) + \phi_i], \quad (1)$$

where

$$F_i = \sum_{j=1}^k m_j f_j, \quad (2)$$

is a linear combination of independent frequencies,  $f_j$ , extracted from the periodograms. This form was used to allow the combination frequencies and harmonics found in the periodograms to be fitted. In the above equations,  $A_i$  denote semi-amplitude,  $t$  is the time reckoned from the initial epoch  $T_0 = \text{HJD } 2450000.0$ ,  $\phi_i$  is the phase, and  $m_j$  is an integer. The parameters of the fits are given in Table 2 for all 18  $\beta$  Cephei stars listed in Table 1. However, instead of listing phases  $\phi_i$ , we provide the times of maximum light,  $T_{\text{max}}^i - T_0$ , closest to the mean epoch of all observations. In Table 2,  $\sigma_{\text{res}}$  denotes standard deviation of the residuals, DT is the detection threshold corresponding to  $\text{S/N} = 4$ . The other columns are self-explanatory. The r.m.s. errors of the last digits are given in parentheses.

The Fourier periodograms showing the consecutive steps of prewhitening are shown in Figs. 1–4 and commented in the next section. As can be judged from these figures, the daily aliases in the periodograms of the ASAS-3 data are quite strong. Consequently, there is some ambiguity in the derived frequencies, especially for the low-amplitude terms.

## 4. Notes on Individual Stars

### 4.1. Known $\beta$ Cephei-Type Stars

IL Vel = HD 80383 = CPD  $-52^\circ 2185$ , B2 III. The pulsations of IL Vel were discovered by Haug (1977, 1979). The most extensive photometry was obtained by Heynderickx and Haug (1994) and Handler *et al.* (2003). The latter authors showed convincingly that the pulsational spectrum of IL Vel is dominated by two large-amplitude modes closely spaced in frequency. Handler *et al.* (2003) found a third mode, with a much lower amplitude. We detected the two large-amplitude modes in the ASAS-3 data (Fig. 1). Our frequencies (see Table 2) agree with those of Handler *et al.* (2003), but the amplitudes are  $\sim 10\%$  smaller. The  $V$  amplitude of the third mode found by Handler *et al.* (2003) amounted to  $6.5 \pm 0.7 \text{ mmag}$ . We do not detect this mode despite the fact that the detection threshold for this star in the ASAS-3 data is equal to  $4.8 \text{ mmag}$ .

NSV 24078 = HD 164340 = CPD  $-40^\circ 8357$  = HIP 88352, B0 III. The star was suspected to be variable from the *Hipparcos* data. The data from this satellite were analyzed by Molenda-Żakowicz (private communication), who found two periodicities. Consequently, the star was included into the catalogue of Stankov and Handler (2005). We detected the same two frequencies in the ASAS-3 data (Fig. 1). There is an indication of a third frequency ( $f_3 \approx 3.9278 \text{ d}^{-1}$  or one of the daily aliases), but the S/N for this frequency equals to about 4.5, that is, it only slightly exceeds the adopted detection level ( $\text{S/N} = 4$ ). We therefore did not include this frequency in the final solution.

V1449 Aql = HD 180642 = ALS 10235 = HIP 94793, B1.5 II-III. This star was found to be variable in the *Hipparcos* data (Waelkens *et al.* 1998, Aerts 2000). A single frequency of  $5.4871 \text{ d}^{-1}$  and  $V$  amplitude of 39 mmag was found by Aerts (2000). This frequency with almost the same amplitude is confirmed in the ASAS-3 data (Table 2, Fig. 1). No other periodicities with an amplitude exceeding 6 mmag were found.

SY Equ = HD 203664 = BD +9°4973, B0.5 IIIIn. This is another star found by *Hipparcos* and reobserved by Aerts (2000). She found a single mode with frequency of  $6.0289 \text{ d}^{-1}$  in the *Hipparcos* data. We confirm this frequency from the ASAS-3 observations (Fig. 1, Table 2).

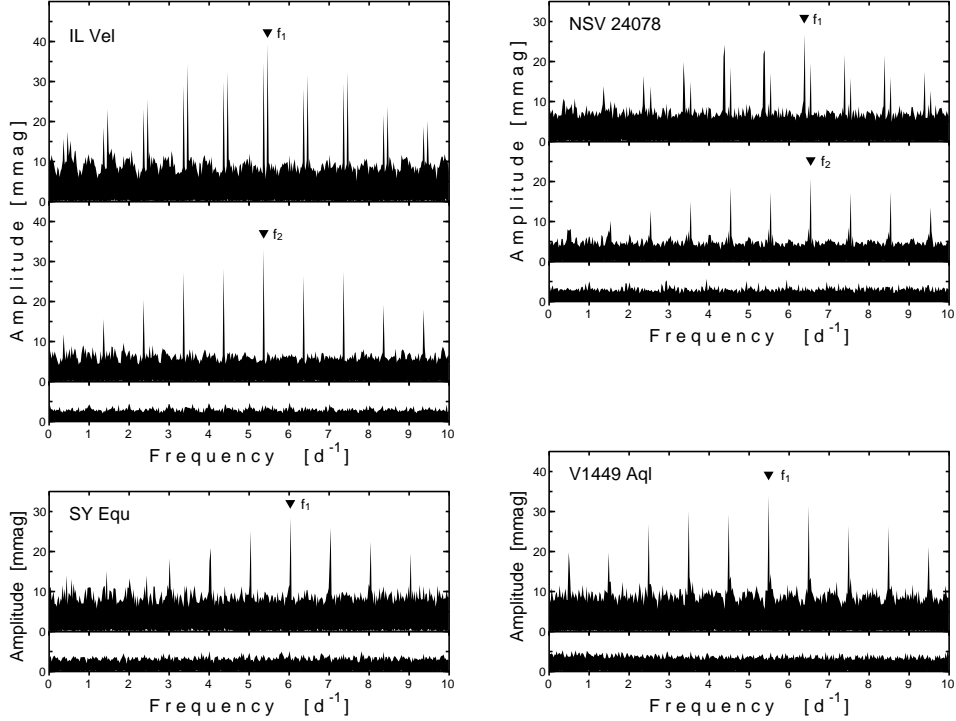


Figure 1: Fourier frequency spectra showing the consecutive steps of prewhitening for the four known  $\beta$  Cephei stars in the ASAS-3 catalogue: IL Vel, NSV 24078, V 1449 Aql, and SY Equ.

#### 4.2. New $\beta$ Cephei-Type Stars

CPD  $-62^\circ 2707$  = ALS 2653. The MK spectral type of this star (B2 III) was given by Garrison *et al.* (1977). The  $UBV$  photometry of Schild *et al.* (1983) and the  $UBV\beta$  photometry of Klare and Neckel (1977, hereafter KN77) indicate that it is indeed an early B-type star. The pulsation spectrum consists of a large-amplitude single mode with frequency  $f_1 = 7.0589 \text{ d}^{-1}$  whose harmonic,  $2f_1$ , is also detected in the ASAS-3 data (Fig. 2).

HD 133823 = CPD  $-65^\circ 2993$ . Two MK spectral types are reported for this star in the literature. Houk and Cowley (1975) classify HD 133823 as a B3 II star, while Garrison *et al.* (1977) give B2 IV. We find a single frequency of  $f_1 = 5.6804 \text{ d}^{-1}$  in the ASAS-3 data. A significant signal at  $0.4989 \text{ d}^{-1}$  appears in the periodogram after removing  $f_1$  (Fig. 2), but it is likely to be spurious due to its proximity to  $0.5 \text{ d}^{-1}$ .

CPD  $-50^\circ 9210$  = ALS 3547. The MK spectral type given by FitzGerald (1987) is B2 II. The available  $UBV$  photometry (FitzGerald 1987, Reed and Vance 1996) are also typical for an early B-type star. We detect two close frequencies in the ASAS-3 data (Fig. 2, Table 2).

T a b l e 2  
Parameters of the sine-curve fits to the  $V$  magnitudes of the  $\beta$  Cephei stars in the ASAS-3 database

Star	$f$	$N_{\text{obs}}$	$f_i$ [d $^{-1}$ ]	$A_i$ [mmag]	$T_{\text{max}}^i - T_0$ [d]	$\sigma_{\text{res}} / \text{DT}$ [mmag]
IL Vel	$f_1$	367	5.459781(08)	37.9(09)	2741.3991(07)	12.8 / 4.8
	$f_2$		5.363255(09)	34.7(10)	2741.4018(08)	
NSV 24078	$f_1$	270	6.377727(14)	27.5(10)	2673.2062(09)	11.7 / 5.0
	$f_2$		6.538740(18)	20.9(10)	2673.2280(12)	
V 1449 Aql	$f_1$	182	5.486928(14)	36.8(12)	2854.3232(09)	11.3 / 5.9
SY Equ	$f_1$	106	6.028753(24)	29.7(12)	2893.1065(10)	8.5 / 5.8
CPD $-62^\circ 2707$	$f_1$	380	7.058920(05)	55.1(10)	2695.1646(04)	13.9 / 5.1
	$2f_1$		14.117840	9.0(10)	2695.1675(13)	
HD 133823	$f_1$	287	5.680437(10)	52.9(15)	2692.0050(08)	18.2 / 7.5
CPD $-50^\circ 9210$	$f_1$	280	4.866859(13)	39.5(15)	2687.1942(13)	17.3 / 7.4
	$f_2$		4.879365(27)	19.4(14)	2687.1390(25)	
HD 328862	$f_1$	262	4.948815(07)	82.7(17)	2701.9660(07)	19.2 / 8.4
	$f_2$		4.924633(34)	15.1(16)	2701.9864(38)	
	$f_3$		5.398964(49)	11.6(18)	2701.9490(42)	
	$f_1 + f_2$		9.873448	10.5(18)	2701.9762(26)	
CPD $-46^\circ 8213$	$f_1$	232	4.460172(13)	64.4(23)	2723.1942(13)	25.3 / 11.8
HD 328906	$f_1$	256	5.630744(23)	41.8(28)	2679.1349(19)	31.8 / 14.1
HD 152077	$f_1$	405	4.911496(10)	51.0(13)	2584.6736(08)	17.7 / 6.4
	$f_2$		4.851653(17)	25.0(12)	2584.5983(17)	
	$f_3$		4.886405(24)	18.5(13)	2584.6192(22)	
	$f_1 + f_2$		9.763149	9.1(13)	2584.7367(22)	
	$f_4$		3.985732(66)	7.7(13)	2584.6873(65)	
HD 152477	$f_1$	313	3.773723(10)	35.4(10)	2702.3268(12)	12.5 / 5.0
HD 155336	$f_1$	620	5.531762(08)	46.5(08)	3007.3924(05)	13.7 / 5.6
	$f_2$		5.400986(32)	10.6(08)	3007.4848(23)	
	$f_3$		3.980814(38)	8.5(08)	3007.3636(37)	
HD 165582	$f_1$	222	4.747411(23)	38.9(18)	2874.1057(15)	18.0 / 9.0
	$f_2$		7.390277(40)	22.5(18)	2874.0508(17)	
	$f_3$		4.725015(50)	16.3(18)	2874.1073(37)	
	$f_4$		3.381100(67)	15.0(17)	2874.2119(59)	
	$f_1 + f_3$		9.472426	10.1(17)	2874.1081(31)	
HD 167743	$f_1$	300	4.823737(10)	41.6(12)	2662.1794(09)	14.2 / 5.8
	$f_2$		5.096927(17)	26.4(12)	2662.1918(14)	
	$f_3$		4.975822(30)	13.8(13)	2662.1817(26)	
ALS 5036	$f_1$	520	4.917343(08)	56.5(10)	2722.9005(06)	15.2 / 4.9
	$f_2$		4.919087(33)	13.3(10)	2722.8908(24)	
ALS 5040	$f_1$	365	4.973861(14)	50.0(17)	2695.9661(11)	22.2 / 8.5
	$f_2$		5.071912(35)	20.2(17)	2695.9670(26)	
	$f_3$		4.523109(69)	10.6(17)	2696.0228(56)	
BD $-14^\circ 5057$	$f_1$	323	4.163681(09)	43.9(10)	2674.0466(09)	12.7 / 5.0

HD 328862 = CPD  $-47^\circ 7861$  = ALS 3721 = NGC 6200 #4. The MK spectral type reported by Whiteoak (1963) is B0.5 III, while FitzGerald *et al.* (1977) classified the star as B1 III:. We detect three frequencies in the ASAS-3 data (Table 2, Fig. 2) and the combination term,  $f_1 + f_2$ . (Table 2). The amplitude of the main mode is the largest among all stars reported in this paper and is comparable to that of BW Vul. The star is a member of the loose open cluster NGC 6200 in Ara (FitzGerald *et al.* 1977).

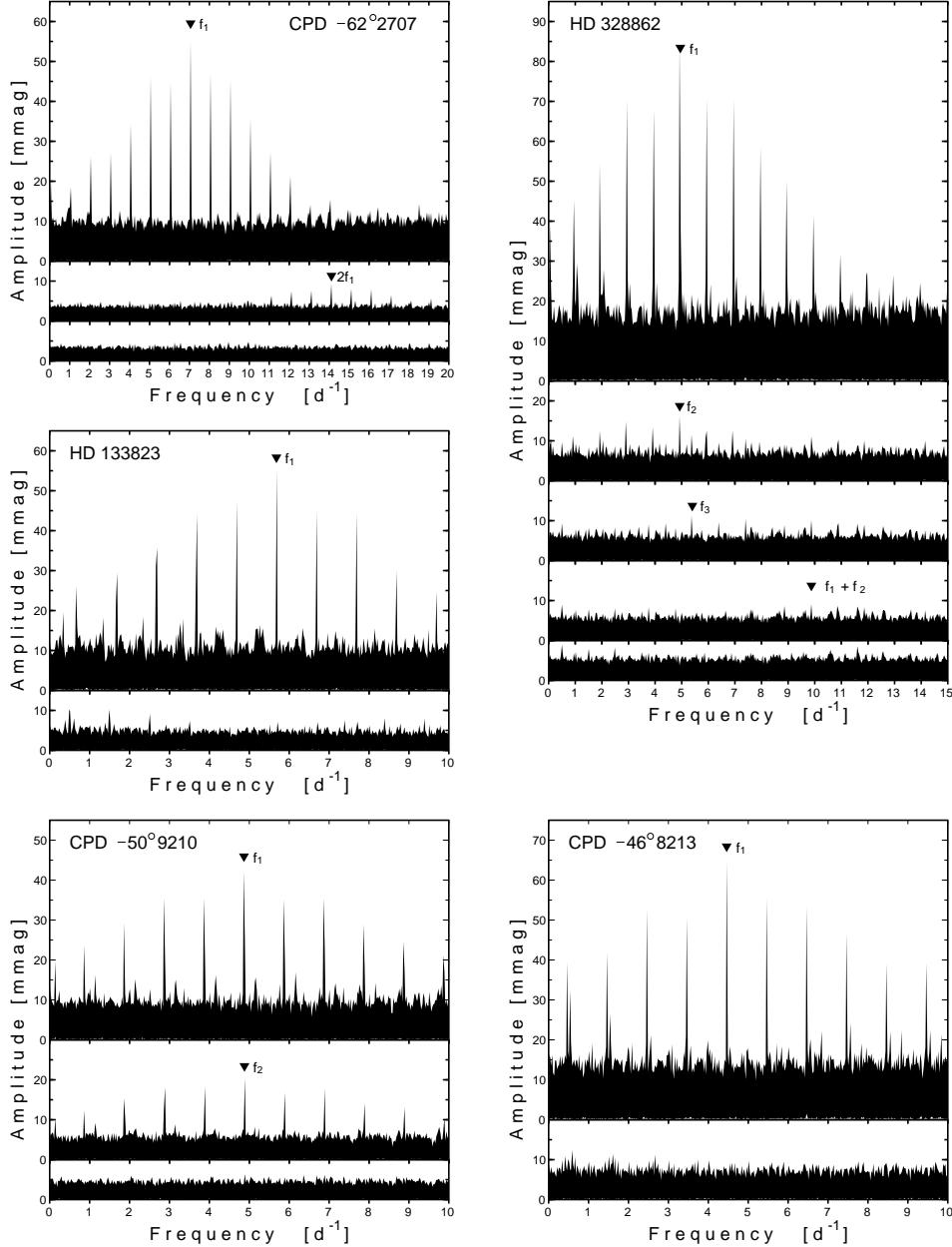


Figure 2: The same as in Fig. 1, but for five new  $\beta$  Cephei stars: CPD  $-62^\circ 2707$ , HD 133823, CPD  $-50^\circ 9210$ , HD 328862, and CPD  $-46^\circ 8213$ .

CPD  $-46^\circ 8213$  = Hogg 22 #67. No MK spectral type is available for this star. However, from the *UBV* photometry of Forbes and Short (1996) we may conclude that it is a reddened early B-type star and a likely member of a very young open cluster Hogg 22 (Hogg 1965). In the sky, the cluster is located  $6'$  off NGC 6204, another open cluster, but is twice as distant, much younger and more reddened than NGC 6204 (Whiteoak 1963, Mofatt and Vogt 1973, Forbes and Short 1996). The age of Hogg 22 was estimated by Forbes

and Short (1996) to be  $5 \pm 2$  Myr. In the ASAS-3 data of CPD  $-46^\circ 8213$  we detect a single mode with a frequency of about  $4.4602 \text{ d}^{-1}$  (Fig. 2).

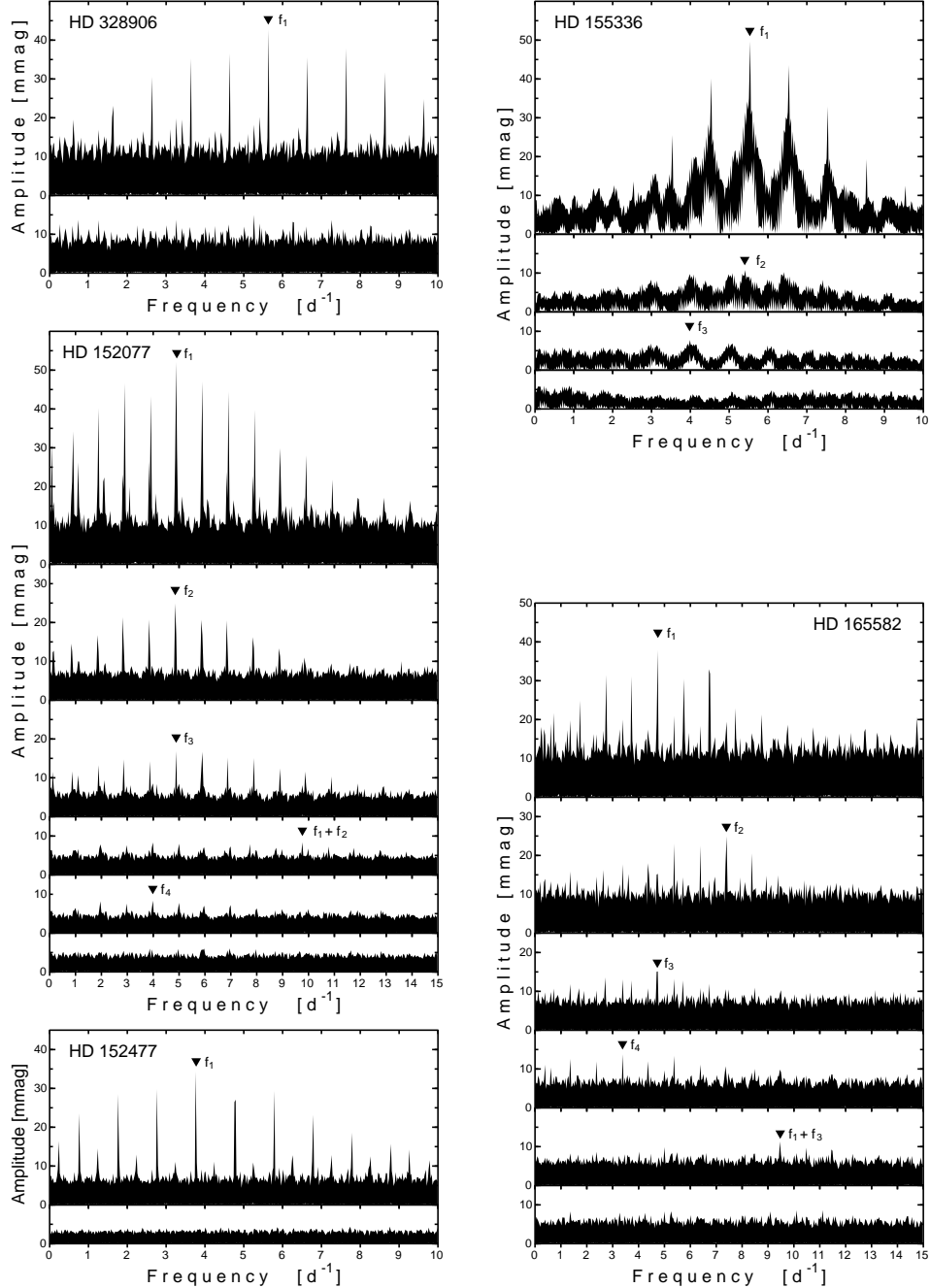


Figure 3: The same as in Fig. 1, but for HD 328906, HD 152077, HD 152477, HD 155336, and HD 165582.

HD 328906 = CD  $-44^\circ 11167$ . Neither MK spectral type nor the  $UBV$  photometry is available for HD 328906. However, it has the Harvard spectral type of B2 (Nesterov *et al.* 1995). This allows us to classify the star as a new  $\beta$  Cephei variable. We detect a mode with frequency  $f_1 \approx 5.6307 \text{ d}^{-1}$  in the ASAS-3 data. There is an indication of the presence of a second mode, at frequency  $5.2587 \text{ d}^{-1}$  (Fig. 3), as it stands slightly above the adopted detection threshold. The star is located about  $12'$  north of the young open cluster NGC 6216. The age of the cluster is  $35 \pm 15$  Myr (Piatti *et al.* 2000), still young enough to



contain a  $\beta$  Cephei star. However, the membership of HD 328906 has to be verified.

HD 152077 = CPD  $-43^\circ 7731$  = ALS 3793. According to Houk (1978), the MK spectral type is B2 Iab/Ib, but Garrison *et al.* (1977) give B1 II. However, the Strömberg  $\beta$  index measured by KN77 and Knude (1992), amounting to 2.593 and 2.610, respectively, is rather too large for a supergiant. The  $UBV$  photometry is available from KN77, Dachs *et al.* (1982) and Schild *et al.* (1983). The pulsational spectrum of HD 152077 is quite rich; we detect four independent modes including a triplet near  $4.9 \text{ d}^{-1}$  (Fig. 3). The triplet is, however, not equidistant in frequency as one would expect for a rotationally split mode. The difference  $f_1 - f_3 = 0.02509 \pm 0.00003 \text{ d}^{-1}$ , while  $f_3 - f_2 = 0.03475 \pm 0.00003 \text{ d}^{-1}$ . The fourth detected frequency,  $f_4 = 3.9857 \text{ d}^{-1}$ , is far from the triplet, but it is quite likely that it is the  $1 \text{ d}^{-1}$  alias at  $4.9884 \text{ d}^{-1}$  that is the correct frequency. We also detect a combination frequency,  $f_1 + f_2$ .

HD 152477 = CPD  $-47^\circ 7958$ . The star was classified as B1 Ib by Houk (1978) and B1 II by Garrison *et al.* (1977). The  $UBV$  photometry was obtained by KN77 and Schild *et al.* (1983). KN77 measured also its  $\beta$  index to be 2.608. We find a single mode with frequency  $3.7737 \text{ d}^{-1}$  (Fig. 3).

HD 155336 = CPD  $-32^\circ 4389$  = ALS 3961. Roslund (1966) and Houk (1982) give B3 III and B1/B2 Ib, respectively. The  $UBV$  photometry was first reported by Roslund (1964) and  $UBV\beta$  photometry, by KN77. We find three modes in the ASAS-3 data of HD 155336. As for HD 152077, we suspect that the  $1 \text{ d}^{-1}$  alias of  $f_3$ , at  $4.9808 \text{ d}^{-1}$ , may be the correct value. The ASAS-3 data for this star are distributed less evenly than for the other ones, so that the alias structure is also different. This is because the field with this star was observed more frequently during six nights around JD 2453200.

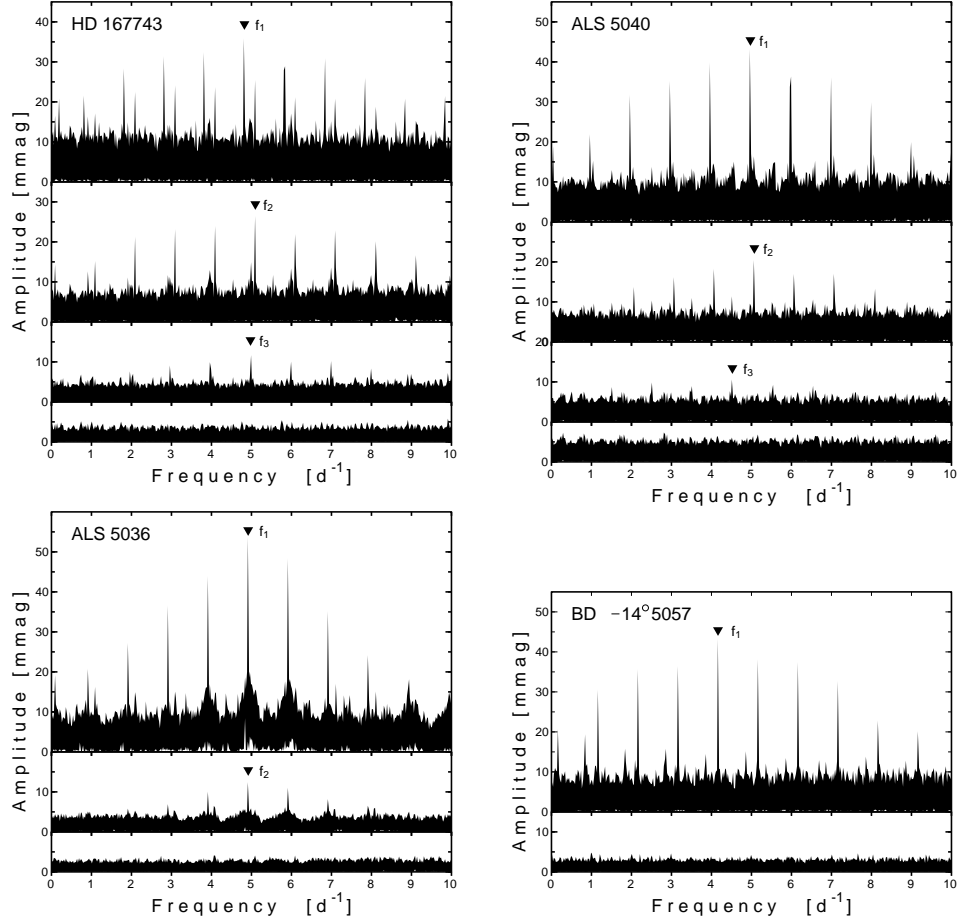


Figure 4: The same as in Fig. 1, but for HD 167743, ALS 5036, ALS 5040, and BD  $-14^\circ 5057$ .

HD 165582 = CPD  $-34^{\circ}7600$  = ALS 4668. It is certainly an early B-type star as confirmed by three MK spectral classifications available in the literature: B1 II (Garrison *et al.* 1977), B1 Ib (Houk 1982), and B0.5 III (Clayton *et al.* 2000). The star's  $UBV\beta$  photometry (KN77, Dachs *et al.* 1982, Schild *et al.* 1983) is consistent with the MK classification. The frequency spectrum, shown in Fig. 3, is quite complicated. We detect four modes spread over a large range in frequency. Owing to the severe aliasing problem, it is possible that for some modes we did not extract the correct frequency. This applies especially to  $f_2$ . We tried different alias frequencies for  $f_2$ , but the solutions other than that shown in Table 2 always comprised more than five modes. The solution we provide seems to be the best in the sense that it includes the frequencies of the highest peaks in the periodograms and consists of the smallest number of frequencies. However, the ambiguity remains, especially because  $f_2 - f_4 \approx 4 \text{ d}^{-1}$ . The  $f_3$  term suffers from the same ambiguity despite the fact that we detect its combination with  $f_1$ , namely  $f_1 + f_3$  (Fig. 3).

HD 167743 = BD  $-15^{\circ}4909$  = ALS 9453. Houk and Smith-Moore (1988) classified this star as B2 Ib. No  $UBV$  photometry is available, however. The pulsational spectrum (Fig. 4) consists of a triplet. The components, like those for HD 152077, are not equidistant in frequency:  $f_3 - f_1 \approx 0.152 \text{ d}^{-1}$ ,  $f_2 - f_3 \approx 0.121 \text{ d}^{-1}$ .

ALS 5036. No MK spectral type is available, but the  $UBV$  photometry reported by Reed (1993) clearly indicates that we are dealing with an early B-type star. The frequency spectrum consists of two very close frequencies (Fig. 4), the beat period is of the order of 570 days. This is very long, but a similar case is already known among  $\beta$  Cephei stars: the  $f_3$  mode in 16 Lac (Jerzykiewicz and Pigulski 1996).

ALS 5040. No MK spectral type is available. However, Reed and Vance (1996) provide the  $UBV$  photometry, allowing us to conclude that it is a  $\beta$  Cephei star. The power spectrum (Fig. 4) reveals three independent modes.

BD  $-14^{\circ}5057$  = ALS 9636. No MK spectral type is available, but the  $UBV$  photometry of Lahulla and Hilton (1992) indicates an early B-type. We detect a single frequency (Fig. 4).

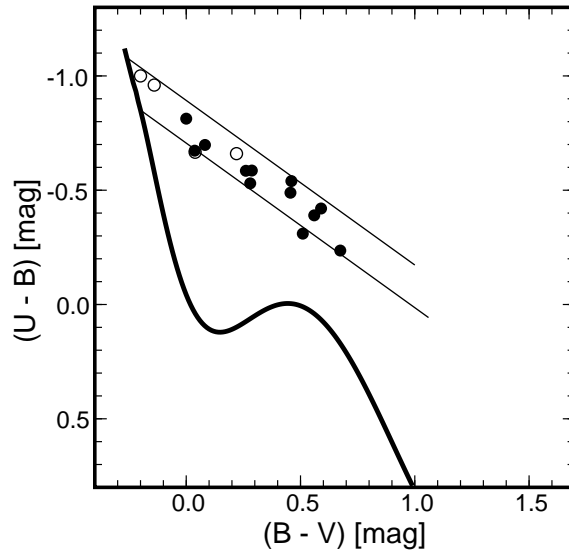


Figure 5: The two-color diagram for all  $\beta$  Cephei stars listed in Table 1 but HD 328906 and HD 167743. The thick continuous line is the unreddened main sequence. The two thin lines are the reddening lines for a B0 V star (upper) and star B2.5 V (lower) with the adopted  $E(U-B)/E(B-V) = 0.72$ . The four known  $\beta$  Cephei stars listed in Table 1 are shown with open circles, the remaining twelve  $\beta$  Cephei stars with the available  $UBV$  photometry, with filled circles.

As a general comment to the  $\beta$  Cephei stars that have no MK spectral types, we present Fig. 5, showing the location of the  $\beta$  Cephei stars described in this paper in the two-color

diagram. Only two stars, HD 328906 and HD 167743, out of 18 listed in Table 1, are not shown in the figure, because they lack  $UBV$  photometry. However, both have spectral types that allow us to classify them unambiguously as  $\beta$  Cephei variables. We see from Fig. 5 that all 16 stars, despite large range in reddening, fit well between the reddening lines for a B0 and B2.5 V star. This confirms that they are early B-type stars and supports their classification as  $\beta$  Cephei variables.

#### 4.3. Reclassified Stars

As we indicated in the Introduction, out of 37 stars classified as B CEP in the ASAS-3 catalogue, only 12 were verified as  $\beta$  Cephei stars. The remaining 25 stars were excluded because: (i) they have A or F MK spectral type indicating either  $\delta$  Scuti or W UMa type (10 stars), (ii) the range of variability is too large ( $\Delta V = 0.20\text{--}0.65$  mag) and/or the shape of the light curve indicated other type of variable (13 stars). Of the large-amplitude variables classified as B CEP, nine are HADS, two are RR Lyrae stars of RRc type and two are W UMa eclipsing binaries. It is interesting to note that these stars are typically much fainter than  $\beta$  Cephei stars from Table 1, their  $V$  magnitudes range between 11.4 and 13.3.

There remain only two stars without MK types or  $UBV$  photometry, ASAS 202543+0948.0 and ASAS 213518+1047.6, that have relatively small amplitudes and the  $V$  magnitudes of about 10.8. For these two stars a chance that they are  $\beta$  Cephei stars remains. We detect a single sinusoidal variation in ASAS 202543+0948.0 and two frequencies in ASAS 213518+1047.6. However, their dominant periods are equal to about 0.1 d, so that the  $\delta$  Scuti classification seems to be more likely for them. Their Galactic latitudes are equal to  $-15.8^\circ$  and  $-29.2^\circ$ , respectively, also indicating that at least the second one is not a  $\beta$  Cephei star. There are many stars similar to these two in the ASAS-3 catalogue, but they are usually classified as  $\delta$  Scuti stars. Since neither the MK spectral type nor the  $UBV$  photometry is available for them, we do not include the two, and the other stars with similar properties, in our list of  $\beta$  Cephei stars.

## 5. Discussion

#### 5.1. Location in the Galaxy

As we pointed out in the Introduction, the homogeneity of the ASAS-3 catalogue allows some general considerations. First, we would like to comment on the distribution of the  $\beta$  Cephei stars in the sky. Their location in the Galactic coordinates is shown in Fig. 6. As expected, they concentrate around the Galactic plane, with only four stars located at relatively high Galactic latitudes. Three are bright, and therefore nearby, while the fourth, HN Aqr = PHL 346 (Waelkens and Rufener 1988, Hambly *et al.* 1996, Dufton *et al.* 1998, Lynn *et al.* 2002), is the only known  $\beta$  Cephei star located far from the Galactic plane.

Two other features in the distribution of the Galactic  $\beta$  Cephei stars can be noted. The first is the large asymmetry in the distribution: about 80% of them are located in the southern sky. This is partly due to the observational selection effects, but the dependence of the driving mechanism on metallicity, combined with decreasing metallicity at larger galactocentric distances, may also play an important role (see Pigulski *et al.* 2002, Pigulski 2004).

The second feature seen in Fig. 6 is an apparent strip of bright  $\beta$  Cephei stars between Galactic longitudes  $l = 200^\circ$  and  $360^\circ$ , inclined with respect to the Galactic plane. It was already indicated by Lesh and Aizenman (1973) and explained as a part of the Gould Belt, a nearby (less than 1 kpc) apparent disk of OB stars surrounding the Sun and inclined by  $\sim 20^\circ$  with respect to the Galactic plane (see, e.g., Stothers and Frogel 1974). A part of the Gould Belt, at  $300^\circ < l < 360^\circ$ , is known as Sco-Cen OB association and forms an extended complex of young stars at a distance of 0.1–0.2 kpc (e.g. Sartori *et al.* 2003).

As the new  $\beta$  Cephei stars are concerned, they are all located close to the Galactic

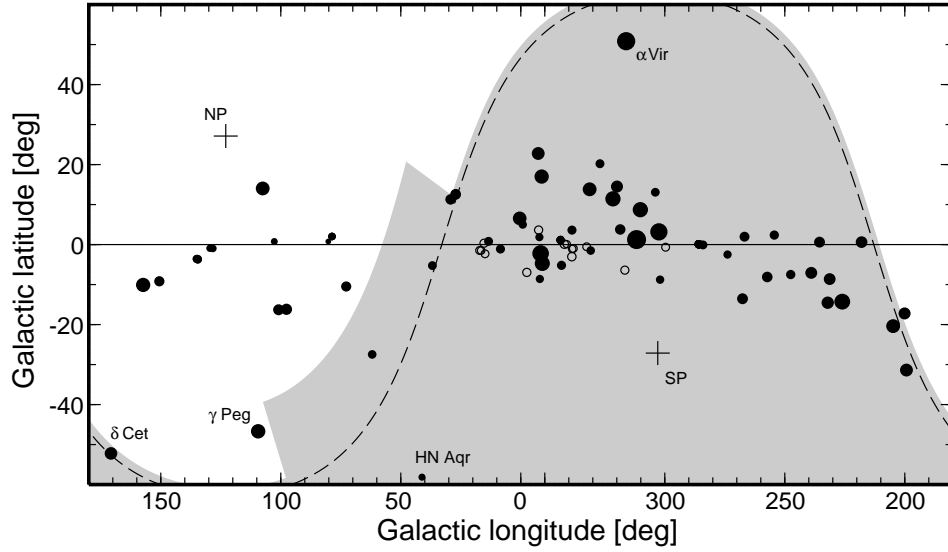


Figure 6: Positions of known (filled circles) and new (open circles)  $\beta$  Cephei stars in the Galactic coordinates. Brighter stars are shown with larger symbols, those with the highest Galactic latitudes are labeled. The grey area shows the region of the sky covered by the ASAS-3 observations. Dashed line shows the position of the celestial equator. Northern and southern celestial poles are indicated by plus signs and labeled ‘NP’ and ‘SP’, respectively.

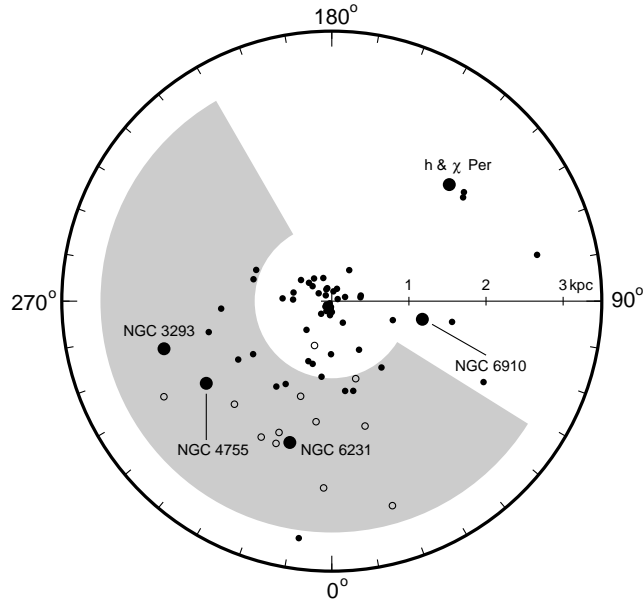


Figure 7: The  $\beta$  Cephei stars projected onto the Galactic plane. Filled and open circles denote known and new  $\beta$  Cephei stars, respectively. Open clusters with at least two  $\beta$  Cephei stars are labeled and shown with larger symbols. The position of the Sun is at the center of the plot. Galactic longitudes are labeled at the circumference of the large circle. The grey area delimits roughly the region where  $\beta$  Cephei stars could be found from the ASAS-3 observations (see text for explanation).

plane. Taking into account the absolute magnitudes of  $\beta$  Cephei stars, the range of their apparent magnitudes (9–11 mag, see Table 1) translates into the range of distances i.e. of 1–3 kpc. Because the Galactic longitudes of the new  $\beta$  Cephei stars cover  $l$  between  $300^\circ$  and  $20^\circ$ , we may conclude that they lie in the Sagittarius-Carina arm of the Galaxy. The fact that no new  $\beta$  Cephei star was discovered in the interval  $200^\circ < l < 300^\circ$  may also

be explained. At these Galactic longitudes and the distances of 1–3 kpc we probe the areas where there is no pronounced spiral arm and therefore no young population is present.

This is even better illustrated in Fig. 7, where  $\beta$  Cephei stars (except for HN Aqr) are shown in the projection onto the Galactic plane. The distances used in this figure were estimated using a simplified method of estimating absolute magnitude,  $M_V$ . First, the  $(U - B)$  and  $(B - V)$  colors were dereddened. Then, we assumed that  $M_V$  depends linearly on  $(B - V)_0$ . For open clusters we used the distances from the literature. The clusters containing at least several  $\beta$  Cephei stars are shown with large filled circles and labeled.

We see from Fig. 7 that, as pointed out above, the new  $\beta$  Cephei stars populate mainly the Sagittarius-Carina arm of the Galaxy, where the three southern open clusters rich in  $\beta$  Cephei stars, i.e., NGC 3293, NGC 4755, and NGC 6231, are located too.

### 5.2. The amplitudes

As can be judged from Figs. 1–4, all  $\beta$  Cephei stars found in the ASAS-3 catalogue have large amplitudes. This can be seen from Fig. 8 which shows the  $V$ -filter semi-amplitudes of the known  $\beta$  Cephei stars (Stankov and Handler 2005) and the 14 new members described in this paper. Among the previously known  $\beta$  Cephei stars, BW Vul has indeed the large amplitude.<sup>†</sup> The remaining stars have semi-amplitudes in  $V$  below 40 mmag. The new stars fill the gap, because their main modes have semi-amplitudes larger than 35 mmag. This is certainly due to the selection effect. The detection threshold for all but two stars analyzed by us range between 5–10 mmag, the average value being 7 mmag. Owing to the richness of the fields, the two stars in clusters are the only in our sample that have detection thresholds exceeding 10 mmag (see Table 2). We conclude therefore with the statement which was also clear for the authors of the ASAS-3 catalogue: many  $\beta$  Cephei stars (and other low-amplitude variables) can be found in the ASAS-3 data once the periodograms will be used as the search method, instead of the dispersion-magnitude diagram.

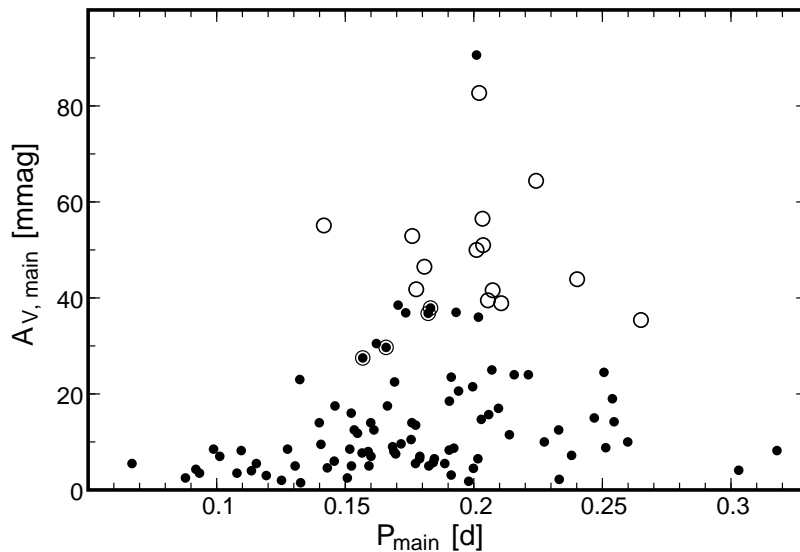


Figure 8:  $V$  semi-amplitudes of the dominating mode,  $A_{V, \text{main}}$ , plotted against the period of this mode,  $P_{\text{main}}$ , for  $\beta$  Cephei stars. Dots denote stars from the catalogue of Stankov and Handler (2005), open circles, those reported in this paper. Encircled dots are four known  $\beta$  Cephei stars in the ASAS-3 photometry (see Sect. 4.1).

<sup>†</sup>Note that for BW Vul, Stankov and Handler (2005) report semi-amplitude, while for the other stars, the full amplitude. This explains why BW Vul does not stand out in their Figs. 4 and 8.

## 6. Conclusions

The ASAS-3 photometry covering the whole southern sky turned out to be very efficient in finding new bright variable stars. Analysis of the ASAS-3 catalogue and the available literature led us to the conclusion that 14 stars from this catalogue can be now safely classified as new  $\beta$  Cephei stars. All these stars have large amplitudes, many are multiperiodic. They are therefore excellent targets for follow-up spectroscopy and photometry. As they are also bright ( $V \approx 9\text{--}11$  mag), this tasks can be performed by means of relatively small telescopes.

**Acknowledgements.** This work was supported by the KBN grant 1 P03D 016 27. This research has made use of the SIMBAD database, operated at CDS, Strasbourg, France. We wish to thank Prof. M. Jerzykiewicz for helpful comments.

## REFERENCES

- Aerts, C. 2000, *Astron. Astrophys.*, **361**, 245.
- Clayton, G.C., Gordon, K.D., and Wolff, M.J. 2000, *Astrophys. J. Suppl.*, **129**, 147.
- Dachs, J., Kaiser, D., Nikolov, A., and Sherwood, W.A. 1982, *Astron. Astrophys. Suppl.*, **50**, 261.
- Dufton, P.L., Keenan, F.P., Kilkenny, D., *et al.* 1998, *M.N.R.A.S.*, **297**, 565.
- FitzGerald, M.P. 1987, *M.N.R.A.S.*, **229**, 227.
- FitzGerald, M.P., Jackson, P.D., and Moffat, A.F.J. 1977, *The Observatory*, **97**, 129.
- Forbes, D., and Short, S. 1996, *Astron. J.*, **111**, 1609.
- Garrison, R.F., Hiltner, W.A., and Schild, R.E. 1977, *Astrophys. J. Suppl.*, **35**, 111.
- Hambly, N.C., Wood, K.D., Keenan, F.P., *et al.* 1996, *Astron. Astrophys.*, **306**, 119.
- Handler, G., Shobbrook, R.R., Vuthela, F.F., Balona, L.A., Rodler, F., and Tshenye, T. 2003, *M.N.R.A.S.*, **341**, 1005.
- Haug, U. 1977, *The ESO Messenger*, **9**, 14.
- Haug, U. 1979, *Astron. Astrophys.*, **80**, 119.
- Heynderickx, D., and Haug, U. 1994, *Astron. Astrophys. Suppl.*, **106**, 79.
- Hill, P.W., Kilkenny, D., and van Breda, I.G. 1974, *M.N.R.A.S.*, **168**, 451.
- Hogg, A.R. 1965, *Publ. Astron. Soc. Pacific*, **77**, 440.
- Houk, N. 1978, *Michigan Spectral Survey, Ann Arbor, Dep. Astron., Univ. Michigan*, **2**.
- Houk, N. 1982, *Michigan Spectral Survey, Ann Arbor, Dep. Astron., Univ. Michigan*, **3**.
- Houk, N., and Cowley, A.P. 1975, *Michigan Spectral Survey, Ann Arbor, Dep. Astron., Univ. Michigan*, **1**.
- Houk, N., and Smith-Moore, M. 1988, *Michigan Spectral Survey, Ann Arbor, Dep. Astron., Univ. Michigan*, **4**.
- Jerzykiewicz, M., and Pigulski, A. 1996, *M.N.R.A.S.*, **282**, 853.
- Klare, G., and Neckel, T. 1977, *Astron. Astrophys. Suppl.*, **27**, 215 (KN77).
- Knude, J. 1992, *Astron. Astrophys. Suppl.*, **92**, 841.
- Lahulla, J.F., and Hilton, J. 1992, *Astron. Astrophys. Suppl.*, **94**, 265.
- Lesh, J.R., and Aizenman, M.L. 1973, *Astron. Astrophys.*, **26**, 1.
- Lynn, B.B., Dufton, P.L., Keenan, F.P., *et al.* 2002, *M.N.R.A.S.*, **336**, 1287.
- Moffat, A.F.J., and Vogt, N. 1973, *Astron. Astrophys. Suppl.*, **10**, 135.
- Nesterov, V.V., Kuzmin, A.V., Ashimbaeva, N.T., Volchkov, A.A., Röser, S., and Bastian, U. 1995, *Astron. Astrophys. Suppl.*, **110**, 367.
- Paczynski, B. 1997, *Proc. of the 12th IAP Colloquium: "Variable stars and the astrophysical returns of microlensing surveys"*, eds. R. Ferlet, J.-P. Maillard, and B. Raban, p. 357.
- Paczynski, B. 2000, *P.A.S.P.*, **112**, 1281.
- Paczynski, B. 2001, *A.S.P. Conf. Ser.*, **246**, 45.
- Piatti, A.E., Clariá, J.J., and Bica, E. 2000, *Astron. Astrophys.*, **360**, 529.
- Pigulski, A. 2004, *Comm. in Asteroseismology*, **145**, 72.
- Pigulski, A., Kopacki, G., Kołaczowski, Z., and Jerzykiewicz, M. 2002, *A.S.P. Conf. Ser.*, **259**, 146.
- Pojmański, G. 1997, *Acta Astron.*, **47**, 467.
- Pojmański, G. 2002, *Acta Astron.*, **52**, 397.
- Pojmański, G. 2003, *Acta Astron.*, **53**, 341.
- Pojmański, G., and Maciejewski, G. 2004, *Acta Astron.*, **54**, 153.

- Pojmański, G., and Maciejewski, G. 2005, *Acta Astron.*, **55**, 97.
- Reed, B.C. 1993, *Astron. J.*, **106**, 2291.
- Reed, B.C., and Vance, S.J. 1996, *Astron. J.*, **112**, 2855.
- Roslund, C. 1964, *Arkiv für Astron.*, **3**, 357.
- Roslund, C. 1966, *Arkiv für Astron.*, **4**, 73.
- Rodríguez, E., and Breger, M. 2002, *A.S.P. Conf. Ser.*, **259**, 328.
- Sartori, M.J., Lépine, J.R.D., and Dias, W.S. 2003, *Astron. Astrophys.*, **404**, 913.
- Schild, R.E., Garrison, R.F., and Hiltner, W.A. 1983, *Astrophys. J. Suppl.*, **51**, 321.
- Stankov, A., and Handler, G. 2005, *Astrophys. J. Suppl.*, **158**, 193.
- Stothers, R., and Frogel, J.A. 1974, *Astron. J.*, **79**, 456.
- Waelkens, C., and Rufener, F. 1988, *Astron. Astrophys.*, **201**, L5.
- Waelkens, C., Aerts, C., Kestens, E., Grenon, M., and Eyer, L. 1998, *Astron. Astrophys.*, **330**, 215.
- Walborn, N.R. 1971, *Astrophys. J. Suppl.*, **23**, 257.
- Whiteoak, J.B. 1963, *M.N.R.A.S.*, **125**, 105.