

Gravitational waves from remnants of ultraluminous X-ray sources

Clovis Hopman^{1*} and Simon Portegies Zwart^{2,3*}

¹Center for Astrophysics, Faculty of Physics, Weizmann Institute of Science, P.O. Box 26, Rehovot 76100, Israel

²Astronomical Institute “Anton Pannekoek”, University of Amsterdam, Kruislaan 403, Netherlands

³Institute for Computer Science, University of Amsterdam, Kruislaan 403, Netherlands

Accepted ???. Received ???; in original form ???

ABSTRACT

Ultraluminous X-ray sources (ULXs) with X-ray luminosities larger than the Eddington luminosity of stellar mass objects may be powered by intermediate mass black holes (IBHs) of masses $M_{\bullet} \sim 10^3 M_{\odot}$. If IBHs form in young dense stellar clusters, they can be fed by Roche lobe overflow from a tidally captured massive ($M_{\star} > 10 M_{\odot}$) stellar companion. After the donor leaves the main sequence it forms a compact remnant, which spirals in due to gravitational wave (GW) emission. We show that space based detectors such as the *Light Interferometer Space Antenna* are likely to detect several of these sources. GW sources stemming from this scenario have small eccentricities which give distinct GW signals. Detection of such a GW signal will unambiguously prove the existence of IBHs, and support the hypothesis that some ULXs are powered by IBHs with captured companions.

Key words: gravitational waves - black hole physics - stellar dynamics - galaxies: star clusters - X-rays: binaries

1 INTRODUCTION

The counterpart of ultraluminous X-ray sources (ULXs), which have X-ray luminosities L_X larger than the Eddington luminosity of a stellar mass object of mass M , $L_X > L_E = 1.3 \times 10^{39} \text{ erg s}^{-1} M/10 M_{\odot}$, are not known. Most likely there is no universal engine for ULXs. Some may be powered by anisotropic radiation (e.g. King et al. 2001; Rappaport, Podsiadlowski & Pfahl 2005) or super Eddington luminosity (Begelman 2002) from stellar mass black holes.

A third possibility is offered by the hypothesised existence of intermediate mass black holes (IBHs; see Miller & Colbert 2004 for a review) of masses $10^3 M_{\odot} \lesssim M_{\bullet} \lesssim 10^5 M_{\odot}$, which could radiate isotropically at a sub-Eddington rate to account for the observed luminosities. There has been some observational evidence that at least some ULXs are powered by IBHs. In some cases the mass-temperature relation (Miller et al. 2003; Miller, Fabian & Miller 2004) or quasi periodic oscillations (Fiorito & Titarchuk 2004; Liu et al. 2005) indicate a high accreting mass.

Numerical N-body and Monte Carlo simulations indicate that the stellar collision rate in young dense stellar clusters during core collapse can become very large, giving rise to a hierarchical merger. In that case an object of thousands of solar masses may form (Portegies Zwart et al. 1999, 2004; Gürkan, Freitag & Rasio 2004; Freitag, Gürkan & Rasio 2005a; Freitag, Rasio, & Baumgardt 2005b). The fate of such a massive star is unclear, but it might lead to the formation of an IBH. This scenario is supported by the fact that ULXs correlate positively with star formation (Swartz et al. 2004;

Liu, Bregman & Irwin 2005) and that some ULXs are associated with stellar clusters (e.g. Zezas et al. 2002).

The young stars in the host cluster of the IBH have strong winds which blow out the gas from the cluster, and there is insufficient free gas available to power a ULX. However, the IBH can acquire a companion star by dynamical capture or tidal capture. Here we discuss the latter possibility. Hopman, Portegies Zwart & Alexander (2004) showed that tidal capture of a main sequence star of mass M_{\star} and radius R_{\star} can lead to circularization close to the tidal radius

$$r_t = R_{\star} \left(\frac{M_{\bullet}}{M_{\star}} \right)^{1/3}, \quad (1)$$

which is the distance from the IBH where the tidal forces equal the forces which keep the star bound. As the star evolves it starts to fill its Roche lobe causing it to lose mass to the IBH. This leads to high X-ray luminosities, provided that the donor is sufficiently massive ($M_{\star} \gtrsim 10 M_{\odot}$, Hopman et al. 2004; Portegies Zwart, Dewi, & Maccarone 2004; Li 2004). Interestingly, for some ULXs an optical counterpart has been identified, indicating that these ULXs are binary systems (Liu, Bregman, & Seitzer 2004; Kuntz et al. 2005).

In this scenario a ULX may turn on for at most the lifetime $t_{\star} \sim 10 \text{ Myr}$ of the captured star. In addition to strong X-ray emission the star emits gravitational waves (GWs). Portegies Zwart (2004) discussed the possibility of observing X-rays and GWs simultaneously. Only if the captured star is sufficiently light ($M_{\star} \lesssim 2 M_{\odot}$), its tidal radius is small enough for it to emit GWs in the LISA band during the mass transfer phase (Portegies Zwart 2004). However, in order to account for the high ULX luminosi-

* e-mail: clovis.hopman@weizmann.ac.il; spz@science.uva.nl

ties the companion star should be considerably more massive than $2 M_\odot$ (Hopman et al. 2004; Portegies Zwart et al. 2004; Li 2004). In young and dense star clusters mass segregation causes most massive stars to accumulate in the cluster centre, and the combination of a high mass and large size make these stars excellent candidates for tidal capture. When after time t_* the massive donor explodes it turns into a compact remnant (CR); a neutron star (NS) or a stellar mass black hole (SBH). From that moment the ULX, deprived of its source of gas, turns off.

Here we focus on the subsequent –post supernova– evolution of the (IBH, CR) binary. In-spiral of the CR into an IBH due to GW emission results in a strong signal in frequencies measurable by space detectors such as LISA, providing a wealth of information about the system (see Miller 2002 for a discussion). We show that LISA may be able to observe such (IBH, CR) binaries.

2 STELLAR CAPTURE AND BINARY EVOLUTION

When stars orbit IBHs on wide, but highly eccentric orbits, with periape close to the tidal radius of the IBH, $r_p \gtrsim r_t$, orbital energy is invested in tidal distortions of the star, causing it to spiral in. Hopman et al. (2004) showed that if the IBH is less massive than $M_{\max} \approx 10^5 M_\odot$, the star may be able to cool down by radiating the excess energy efficiently, and survive the strong tidal forces. Eventually it circularises near the IBH. We first estimate the fraction f_{merge} of isolated binaries which merge as a result of GW emission within the age of the Universe, while accounting for angular momentum conservation during the mass transfer phase and an isotropic velocity kick. We then discuss the consequences of the gravitational interaction of cluster stars with the (IBH, CR) binary.

2.1 Evolution of an isolated IBH-star binary

After tidal circularization near the IBH, the star may fill its Roche lobe, possibly after a period of stellar evolution and expansion. Roche lobe overflow from a $M_* \gtrsim 10 M_\odot$ donor can then give rise to high luminosities for a time limited by the life-time t_* of the star (Hopman et al. 2004; Portegies Zwart et al. 2004; Li 2004).

The main-sequence star fills its Roche lobe at a distance $\sim 2r_t$ before the terminal age main sequence. We assume that the entire hydrogen envelope is transferred to the IBH, while the binary conserves angular momentum. The mass of the stellar core of the donor star is given by $M_c = 0.08 M_\odot (M_*/M_\odot)^{1.4}$ (Iben, Tutukov & Yungelson 1995), while the mass of the hydrogen envelope is $M_H = M_* - M_c$. Angular momentum conservation implies that the binary separation increases during the mass transfer phase.

The remaining helium star subsequently explodes in a super nova after a time t_* , and forms a CR. In this event a star of $10 M_\odot < M_* < 20 M_\odot$ forms a NS of Chandrasekhar mass, $M_{\text{Ch}} = 1.4 M_\odot$. Stars more massive than $20 M_\odot$ collapse to SBHs; we assume that the mass distribution is that found by Fyer & Kalogera (2001).

The semi-major axes and eccentricities of the CR are determined by the post mass-transfer orbital elements while accounting for the mass lost in the super nova and for the velocity kick, imparted to the CR at the time of the explosion. The kick velocity is taken in a random direction with magnitude from the distribution of pulsars velocities, which is well fitted by a double Gaussian

distribution

$$f(v) = 4\pi v^2 \left[\frac{w}{(2\pi\sigma_1^2)^{3/2}} \exp(-v^2/2\sigma_1^2) + \frac{(1-w)}{(2\pi\sigma_2^2)^{3/2}} \exp(-v^2/2\sigma_2^2) \right], \quad (2)$$

where $w = 0.4$, $\sigma_1 = 90 \text{ kms}^{-1}$, and $\sigma_2 = 500 \text{ kms}^{-1}$ (Arzoumanian, Chernoff & Cordes 2002). For SBHs we adopt the same distribution, but with velocities smaller by a factor $M_{\text{Ch}}/M_{\text{SBH}}$ (White & van Paradijs 1996; Gualandris et al. 2005). The velocity kick leads to an increase of the eccentricity of binary and a change in its energy; the kicks are generally insufficient to ionise the binary systems (Van den Heuvel et al. 2000).

The surviving binary loses orbital energy due to the emission of GWs. A CR of mass M_{CR} on an orbit with semi-major axis a and eccentricity e around an IBH of mass $M_\bullet \gg M_{\text{CR}}$ loses energy due to the emission of GWs at rate of

$$\dot{E}_{\text{GW}} = \frac{32}{5} \frac{G^4}{c^5} \frac{M_\bullet^3 M_{\text{CR}}^2}{a^5} f(e), \quad (3)$$

with

$$f(e) = \frac{1 + \frac{73}{24}e^2 + \frac{37}{96}e^4}{(1 - e^2)^{7/2}}. \quad (4)$$

If the orbit is circular ($e = 0$) spiral-in occurs on a time-scale of (Peters 1964)

$$\begin{aligned} t_{\text{merge}} &= \frac{5}{256} \frac{c^5}{G^3} \frac{a^4}{M_\bullet^2 M_{\text{CR}}} \\ &= 3.5 \text{ Gyr} \left(\frac{a}{\text{AU}} \right)^4 \left(\frac{M_\bullet}{3 \times 10^3 M_\odot} \right)^{-2} \left(\frac{M_{\text{CR}}}{10 M_\odot} \right)^{-1} \end{aligned} \quad (5)$$

For non-zero eccentricities the in-spiral time is shorter by a factor $\sim (1 - e)^{7/2}$.

We perform binary population synthesis with the above described scenario to compute the fraction of high mass binaries that become potential LISA sources. The mass of the stellar companion was selected from the initial mass function $dN/dM_* \propto M_*^{-\alpha}$, where we assumed $\alpha = 2$, consistent with the mass function in the core of clusters in which a runaway merger occurred (Portegies Zwart et al. 2004). We assume a minimal mass of $10 M_\odot$, since lighter donors cannot account for ULX luminosities (Hopman et al. 2004; Portegies Zwart et al. 2004), and a maximal donor mass of $100 M_\odot$.

In figures (1) and (2) we show the results for an IBH of $M_\bullet = 3 \times 10^3 M_\odot$ and $M_\bullet = 10^4 M_\odot$, respectively. Only a fraction of the star spirals in within a Hubble time. For $M_\bullet = 3 \times 10^3 M_\odot$ nearly all objects which spiral in are NSs, with only very few SBHs. For more massive IBHs, a significant fraction of SBHs also spirals in fast enough, and the total fraction of merging objects exceeds 10% for $M_\bullet \gtrsim 10^4 M_\odot$. In figure(3) we show f_{merge} , the fraction of stars which spiral in within the age of the Universe, as a function of M_\bullet . After the velocity kick, the CRs have eccentricities up to $e \lesssim 0.9$. While this decreases t_{merge} , these eccentricities are much smaller than the $e \sim 0.995$ eccentricities found by Hopman & Alexander (2005) for direct GW capture. By the time the stars spiral in to orbital frequencies $\nu > 10^{-4} \text{ s}$, which is in the LISA band, the orbits are close to circular.

2.2 Interactions of the binary with cluster stars

The two-body relaxation time t_r of star clusters which host a runaway merger is short ($t_r \sim 30 \text{ Myr}$, Portegies Zwart & McMillan

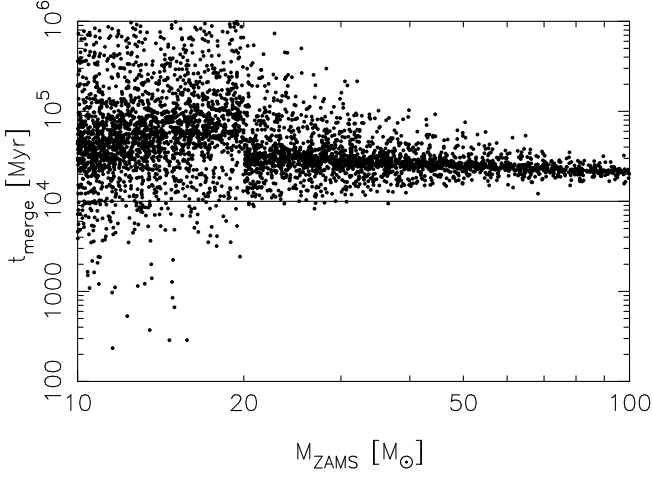


Figure 1. Scatter diagram of the merger time t_{merge} as a function of the zero-age main-sequence mass of the donor M_{ZAMS} . Events below the horizontal solid line merge within the age of the Universe. For this image we generated 5000 binaries with a $\alpha = 2$ power-law initial mass function for the donor mass and we selected an IBH mass of $M_{\bullet} = 3000 M_{\odot}$. A small fraction (144 or 2.9%) of the objects generated experienced merger within a Hubble time. The sudden jump at $20 M_{\odot}$ indicates the transition between NS and SBH formation.

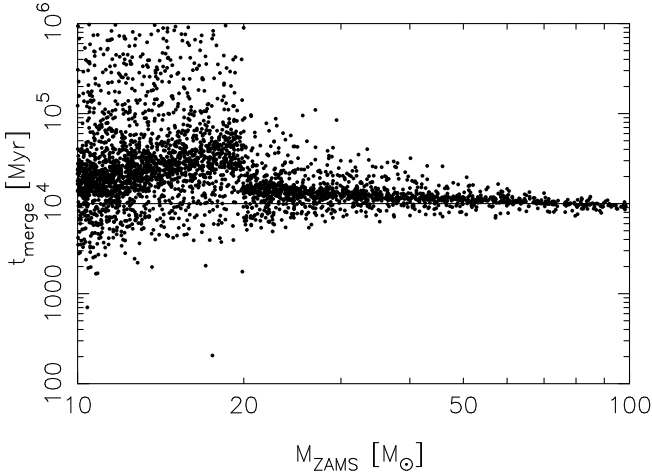


Figure 2. Same as figure (1), but with $M_{\bullet} = 10^4 M_{\odot}$. In this case much more ($\sim 15\%$) stars spiral in within the age of the Universe, and in particular there is a significant contribution from SBHs.

2002), and these evaporate on a time-scale of 10^8 years. As long as the cluster has not yet evaporated the (IBH, CR) binary has interactions with cluster stars. Since the (IBH, CR) binary is “hard” (Heggie 1975), these interactions tend to decrease the orbital separation between the IBH and the CR (Miller 2002). In addition, scattering changes the eccentricity of the binary. The angular momentum vector \mathbf{J} of the binary performs a random walk, and its magnitude J samples angular momenta $0 \lesssim J \lesssim J_m$ on the cluster’s relaxation time-scale (Alexander & Hopman 2003; Hopman & Alexander 2005). Here J_m is the maximum angular momentum of a binary of given energy. When J decreases the orbit becomes more eccentric, and the in-spiral time decreases.

It is not straightforward to quantify the effect of gravitational two-body scattering, since the cluster is not in a steady state, and in particular the relaxation time in the core can vary wildly. For simplicity we therefore neglect the effect of scattering in the follow-

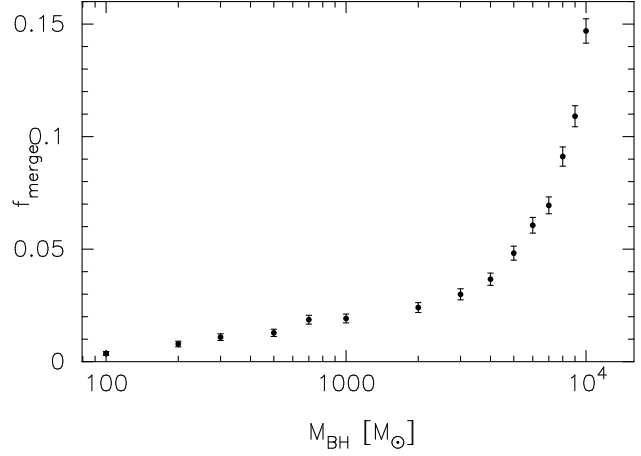


Figure 3. Fraction f_{merge} of CRs which spiral in due to GW emission within the age of the Universe as a function of the mass of the IBH. The error bars are estimated by the $1\text{-}\sigma$ Poissonian uncertainties of the simulations.

ing discussion on the in-spiral rate and the number of observable LISA sources. We note, however, that scattering may significantly increase the number of GW sources, so that the following LISA detection rates should be regarded as lower limits.

3 OBSERVABLE GRAVITATIONAL WAVES FROM IBHS

The dimensionless strain of the GWs emitted at a frequency $\nu = 10^{-3}\nu_{-3} \text{ s}^{-1}$ from source at a distance $d = d_{\text{Mpc}} \text{ Mpc}$ is

$$h = 3.5 \times 10^{-21} \nu_{-3}^{2/3} \left(\frac{M_{\bullet}}{3 \times 10^3 M_{\odot}} \right)^{2/3} \frac{M_{\text{CR}}}{10 M_{\odot}} d_{\text{Mpc}}^{-1} \quad (6)$$

(e.g. Sigurdsson & Rees 1997). LISA is sensitive to frequencies in the range $10^{-4} \text{ Hz} \lesssim \nu \lesssim 1 \text{ Hz}$. At $\nu = 10^{-3} \text{ Hz}$, LISA can detect sources with strains larger than $h = \hat{h}_{-23} 10^{-23}$, where $\hat{h}_{-23} \approx 1$. Sources can be observed to distances up to

$$d_{\text{max}} \approx 354 \text{ Mpc} \hat{h}_{-23} \nu_{-3}^{2/3} \left(\frac{M_{\bullet}}{3 \times 10^3 M_{\odot}} \right)^{2/3} \frac{M_{\text{CR}}}{10 M_{\odot}}. \quad (7)$$

We assume that only ULXs with luminosities $L_X > 10^{40} \text{ erg s}^{-1}$ contain IBHs (Portegies Zwart et al. 2004). Presently the average number of $> 10^{40} \text{ erg s}^{-1}$ ULXs per galaxy is ~ 0.1 (Swartz et al. 2004). The star formation rate dropped by an order of magnitude since $z \sim 2$ (Madau, Pozzetti & Dickinson 1998). ULXs correlate with star formation; here we assume that the number of ULXs is proportional to the star formation rate, in which case the number of luminous ULXs per galaxy at an earlier time was $N_{\text{ULX}} \sim 1$. Since the ULX lives for a time $t_{\star} = 10^7 \text{ yr } t_7$, this yields an ULX formation rate per galaxy of $10^{-7} \text{ yr}^{-1} N_{\text{ULX}} t_7^{-1}$. As was discussed in the previous section, only a small fraction $f_{\text{merge}} = 0.1 f_{-1}$ of the ULXs with $M_{\bullet} < 10^4 M_{\odot}$ leave behind a remnant binary which spirals in within a Hubble time. The rate at which observable GW sources are produced per relic ULX is then

$$\Gamma_{\text{GW}} = 10^{-8} \text{ yr}^{-1} f_{-1} N_{\text{ULX}} t_7^{-1}. \quad (8)$$

At the point where the period $P = 2\pi a^{3/2} / (GM_{\bullet})^{1/2}$ equals

10^3 s, the in-spiral time is

$$t_L = 155 \text{ yr} \left(\frac{M_\bullet}{3 \times 10^3 M_\odot} \right)^{-2/3} \left(\frac{M_{\text{CR}}}{10 M_\odot} \right)^{-1}, \quad (9)$$

where we assumed that the orbit has circularised when the frequency is this high. We thus find that the mean number of sources emitting GWs with frequencies of $\nu \sim 10^{-3} \text{ s}^{-1}$ per galaxy is $\mathcal{N}_1 = \Gamma_{\text{GW}} t_L$, or

$$\mathcal{N}_1 = 10^{-6} f_{-1} t_7^{-1} N_{\text{ULX}} \left(\frac{M_\bullet}{3 \times 10^3 M_\odot} \right)^{-2/3} \left(\frac{M_{\text{CR}}}{10 M_\odot} \right)^{-1}. \quad (10)$$

The local galaxy density is estimated to be $n_{\text{gal}} \approx 3 \times 10^{-2} \text{ Mpc}^{-3}$ (Marinoni et al. 1999). If the maximal distance at which the GW source can be observed is d_{max} , the number of LISA sources in the sky at any moment is given by $\mathcal{N}_{\text{tot}} = \mathcal{N}_1 n_{\text{gal}} 4\pi d_{\text{max}}^3 / 3$, or, using equation (7),

$$\mathcal{N}_{\text{tot}} = 8.6 f_{-1} \hat{h}_{-23}^3 t_7^{-1} N_{\text{ULX}} \left(\frac{M_\bullet}{3 \times 10^3 M_\odot} \right)^{4/3} \left(\frac{M_{\text{CR}}}{10 M_\odot} \right)^2. \quad (11)$$

4 DISCUSSION

For IBHs of $M_\bullet \lesssim 3 \times 10^3 M_\odot$, $f_{-1} \sim 0.3$ and almost no SBHs spiral in (figure [1]). The main contribution to LISA sources comes from NSs, i.e. $M_{\text{CR}}/10 M_\odot \sim 0.14$. We estimate that the merger rate for NSs with IBHs is too low to be likely to be seen by LISA. However, in this estimate we ignored the effect of three-body scattering on the binary orbit. Though hard to quantise, its result may be a marginal detection rate for NSs. We also note that we estimated that SBHs have a velocity kick distribution similar to that of NSs, but with velocities smaller by the mass ratio $M_{\text{Ch}}/M_{\text{SBH}}$ of the objects. This estimate is rather uncertain, and may be too conservative. Larger kick velocities cause more SBHs to merge within a Hubble time, in which case the contribution of $M_\bullet \lesssim 3 \times 10^3 M_\odot$ IBHs to LISA would increase.

For IBHs of $M_\bullet \gtrsim 3 \times 10^3 M_\odot$ we find that $f_{-1} \sim 1$ and for SBHs t_{merge} decreases to well within a Hubble time. In this case stellar mass black holes ($M_{\text{CR}}/10 M_\odot \sim 1$) give the most promising GW sources, with a detection rate of about 10 per year, in the case that three-body scattering is ignored. Including three-body scattering in this estimate may boost the detection rate with a sizable fraction.

Our estimate in equation (11) for the number of sources that LISA can detect is conservative. First, in §3 the (IBH, CR) binary is considered to be isolated. Indeed the host cluster eventually evaporates, but this is preceded by a phase during which the binary interacts with other cluster stars (§2.2). These interactions tend to harden the binary, and change its eccentricity. As a result t_{merge} decreases, and thus the number of potential LISA sources increases. It is not implausible that nearly all (IBH, CR) binaries merge within a Hubble time, in which case $f_{-1} = 10$. Second, the life-time of ULXs is probably significantly shorter than the main sequence life-time t_\star of the star. A more realistic assumption would be that ULX luminosities are only achieved when the donor is near the terminal age main sequence, in which case $t_7 \approx 0.1$, boosting the predicted detection rate for LISA with an order of magnitude. In conclusion, the number of observable GW sources could easily be orders of magnitude larger than the expression (11) indicates.

Previous studies of the number of potential LISA sources from binaries with an extremely small mass ratio focused mainly on

cases in which the orbital energy is dissipated by the GWs themselves (e.g. Hills & Bender 1995; Sigurdsson & Rees 1997; Ivanov 2002; Miller 2002; Freitag 2001, 2003; Alexander & Hopman 2003; Hopman & Alexander 2005). In that case the event rate is on the order of a few per Gyr, and the orbits are highly eccentric, with typical eccentricities as large as $e \sim 0.995$ for $\nu = 10^{-4} \text{ s}^{-1}$ near an IBH of $M_\bullet = 10^3 M_\odot$ (Hopman & Alexander 2005). In that case stars spiral in very quickly, and emit GWs in the LISA band only for a short time, in contrast to the here discussed tidal capture scenario.

GW sources originating from tidal capture sources have nearly circular orbits when they enter the LISA frequency band, leading to a distinctly different signal than the highly eccentric sources originating from direct capture (e.g. Barack & Cutler 2004; Wen & Gair 2005). LISA can determine both the mass of the IBH and the eccentricity of the orbit. Detection of GWs from an IBH will give proof of the existence of these objects. If the signal stems from an orbit with low eccentricity, this supports the scenario that ULXs are accreting IBHs in binary systems.

ACKNOWLEDGMENTS

We thank T. Alexander for discussions. We are grateful to the Dutch Royal Academy of Arts and Sciences (KNAW), The Dutch Organization for Scientific Research (NWO) and the Dutch Advanced School for Astronomy (NOVA).

REFERENCES

- Alexander, T., & Hopman, C., 2003, ApJ, 590, L29
- Arzoumanian, Z., Chernoff, D. F., & Cordes, J. M., 2002, ApJ, 568, 289
- Barack, L., & Cutler, C., 2004, PRD, 69, 082005
- Begelman, M. C., 2002, ApJ, 568, L97
- Fiorito, R., & Titarchuk, L., 2004, ApJ, 614, L113
- Freitag, M., 2001, Class. Quantum Grav., 18, 4033
- Freitag, M., 2003, ApJ, 583, L21
- Freitag, M., Gürkan, M., A., & Rasio, F., A., 2005, pre-print: astro-ph/0503130
- Freitag, M., & Rasio, F., A., & Baumgardt, H., 2005, pre-print: astro-ph/0503130
- Fyer, C. L., & Kalogera, V., 2001, ApJ, 554, 548
- Gualandris, A., Colpi, M., Portegies Zwart, S. F., & Possenti, A., 2005, ApJ, 618, 845
- Gürkan, M., A., Freitag, M., & Rasio, F., A., 2004, ApJ, 604, 632
- Heggie, D. C., 1975, MNRAS, 173, 729
- Hills, D., & Bender, P. L., 1995, ApJ, 445, L7
- Hopman, C., Portegies Zwart, S.F., & Alexander, T., 2004, ApJ, 604, L101
- Hopman, C., & Alexander, T., 2005, ApJ accepted. Preprint: astro-ph/0503672
- Iben, I., Tutukov, A. V., & Yungelson, L. R., 1995, ApJS, 100, 233
- Ivanov, P. B., 2002, MNRAS, 336, 373, 2002
- King, A., Davies, M. B., Ward, M. J., Fabbiano, G., & Elvis, M., 2001, ApJ, 552, L13
- Kuntz, K. D., Gruendl, R. A., Chu, Y-H, Chen, C.-H. R., Still, M., Mukai, K., Mushotzky, R. F., 2005, ApJ, 620, L31
- Li, Ziang-Dong, ApJ, 2004, 616, L119
- Liu, J-F, Bregman, J. N., & Seitzer, P., 2004, ApJ, 602, L249

- Liu, J-F, Bregman, J. N., Lloyd-Davies, E., Irwin, J., Espaillat, C., & Seiter, P., 2005, 621, L17
- Liu, J-F, Bregman, J. N., & Irwin, J., 2005, preprint: astro-ph/0501312
- Madau, P., Pozzetti, L., & Dickinson, M., 1998, ApJ, 498, 106
- Marinoni, C., Monaco, P., Ciuricin., & Constantini, B., 1999, ApJ, 521, 50
- Miller, M. C., 2002, ApJ, 581, 438
- Miller, J. M., Fabbiano, G., Miller, M. C., & Fabian, A. C., 2003, ApJ, 585, L37
- Miller, M. C., & Colbert, E. J. M., 2004, International Journal of Modern Physics D., 13, 01
- Miller, G., Fabian, A. C., & Miller, M. C., 2004, ApJ, 614, L117
- Peters, P. C. 1964, Phys. Rev., 136, 1224
- Portegies Zwart, S. F., Makino, J., McMillan, S. L., Hut, P., 1999, A&A, 348, 117
- Portegies Zwart, S. F., McMillan, S. L., 2002, ApJ, 576, 899
- Portegies Zwart, S. F., Baumgardt, H., Hut, P., Makino, J., & McMillan, S. L., 2004, Nat, 428, 724
- Portegies Zwart, to be published in the proceedings of the 35th COSPAR Scientific Assembly in Paris. Preprint: astro-ph/0410531
- Portegies Zwart, S. F., Dewi, J., & Maccarone, T., 2004, MNRAS, 355, 413
- Rappaport, S. A., Podsiadlowski, Ph. & Pfahl, E., 2005, MNRAS, 356, 401
- Sigurdsson, S. & Rees, M. J., 1997, MNRAS 284, 318
- Swartz, D. A., Ghosh, K. K., Tennant, A. F., & Wu, K., 2004, ApJ, 154, S519
- Van den Heuvel, E. P. J., Portegies Zwart, S. F., Bhattacharya, D. & Kaper, L., 2000, A&A, 364, 563
- Wen & Gair, 2005, pre-print: gr-qc/0502100
- White, N. E., & Van Paradijs, J., 1996, ApJ, 447, L25
- Zezas, A., Fabbiano, G., Rots, A. H., & Murray, S. S., 2002, ApJ, 577, 710

This paper has been typeset from a \TeX / \LaTeX file prepared by the author.