

THE FORMATION OF FOSSIL GALAXY GROUPS IN THE HIERARCHICAL UNIVERSE

E. D'ONGHIA^{1,2}, J. SOMMER-LARSEN³, A.D.ROMEO⁴, A. BURKERT², K. PEDERSEN³, L. PORTINARI⁵, J. RASMUSSEN⁶*Draft version March 26, 2019*

ABSTRACT

We use a set of twelve high-resolution N-body/hydrodynamical simulations in the Λ CDM cosmology to investigate the origin and formation rate of fossil groups (FGs), which are X-ray bright galaxy groups dominated by a large elliptical galaxy, with the second brightest galaxy being at least two magnitudes fainter. The simulations invoke star formation, chemical evolution with non-instantaneous recycling, metal dependent radiative cooling, strong star burst driven galactic super winds, effects of a meta-galactic UV field and full stellar population synthesis. We find an interesting correlation between the magnitude gap between the first and second brightest galaxy and the formation time of the group. It is found that FGs have assembled half of their final dark matter mass already at $z \approx 1$, and subsequently typically grow by minor merging only, whereas non-FGs on average form later. The early assembly of FGs leaves sufficient time for galaxies of $L \sim L^*$ to merge into the central one by dynamical friction, resulting in the large magnitude gap at $z = 0$. A fraction of 33–16% of the groups simulated are found to be fossil, whereas the observational estimate is ~ 10 –20%. The FGs are found to be X-ray over-luminous relative to non-FGs of the same optical luminosity, in qualitative agreement with observations. Finally, from a dynamical friction analysis it is found that only because infall of $L \sim L^*$ galaxies happens along filaments with small impact parameters do FGs exist at all.

Subject headings: cosmology: observations – cosmology: – dark matter – galaxies: clusters: general – galaxies: formation

1. INTRODUCTION

Galaxy groups represent the natural environment where galaxy mergers are expected to occur most frequently, because of the low velocity dispersion of the group galaxies compared to that in galaxy clusters, as well as the large galaxy number density. If merging is an efficient process within galaxy groups, then there may exist systems in which member galaxies merged to form a large elliptical type galaxy, surrounded by considerably smaller galaxies, for which the dynamical friction infall time exceeds a Hubble time. In the past a lot of work have been done to understand the formation and dynamical state and evolution of dense compact groups (Diaferio et al. 1994; 1995; Hernquist et al. 1995; Governato et al. 1996). Early numerical simulations of Barnes (1989) showed that compact group members can merge to form a large elliptical galaxy on timescales considerably less than the Hubble time. An observational counterpart to this, called ‘fossil groups’ was discovered by the ROSAT X-ray satellite (Ponman et al. 1994). The archetype is RXJ1340.6+4018 at $z=0.171$ with a bright isolated elliptical galaxy of magnitude $M_R = -23.5$ ($h=0.7$) surrounded by an extended halo of X-ray emitting hot gas, and only much fainter satellite galaxies. A fossil group (FG) is defined as a group where a large elliptical galaxy (BG1) embedded in a X-ray halo dominates the bright end of the galaxy luminosity function, the second brightest group member (BG2) being at least 2 R-band mag-

nitudes fainter (Jones et al. 2000, hereafter JPF00). FGs host nearly all “field” E galaxies brighter than $M_R = -22.5$ ($h=0.5$) (Vikhlinin et al. 1999, hereafter V99) and have mass-to-light ratios comparable to those of galaxy clusters, $M=L_R \sim 300$. Their X-ray luminosity is for a given X-ray temperature on average larger than for normal groups, such that they appear to fall on the extension of the cluster $L_X - T_X$ relation to lower temperatures (Jones et al. 2003, hereafter J03). With a number density of $4 \times 10^{-6} - 2 \times 10^{-7} \text{ Mpc}^{-3}$, they are not rare: they constitute 10–20% of all clusters and groups with an X-ray luminosity greater than $2.5 \times 10^{42} h_{50}^{-2} \text{ ergs}^{-1}$ (J03, V99). The luminosity function of FGs shows a lack of L galaxies although such groups have masses of typically 25% of the mass of Virgo cluster. Whereas the Virgo Cluster, e.g., contains six L galaxies, FGs contain typically none, apart from the central, bright E galaxy. In terms of the cumulative substructure function, which is the number of objects with velocities greater than a specific fraction of the parent halo’s velocity, FGs like RXJ1340.6+4018 show substructure functions similar to the Milky Way and M31 rather than, e.g., Virgo (D’Onghia & Lake 2004). Hence FGs are excellent probes for testing the present understanding of the cosmological structure formation, also because X-ray observations strongly indicate that they are well relaxed, virialized systems.

In this *Letter* we present the first attempt, based on self-consistent, cosmological simulations, to address the physical processes that lead to the formation of FGs.

2. THE CODE AND NUMERICAL EXPERIMENTS

We performed simulations of twelve galaxy group-sized dark matter haloes in the low-density, flat cold dark matter (Λ CDM scenario) with $\Omega_M=0.3$, $\Omega_\Lambda=0.7$, $h=H_0/100 \text{ km s}^{-1} \text{ Mpc}^{-1}=0.7$ and $\sigma_8=0.9$. The simulations were performed using the TreeSPH code briefly described in Sommer-Larsen et al. (2005). The code incorporates the “conservative” entropy equation solving scheme of Springel & Hernquist 2002; chemical evolution with non-instantaneous recycling of gas

¹ Max-Planck-Institut für extraterrestrische Physik, 85748 Garching, Germany; donghia@usm.uni-muenchen.de

² Institut für Astronomie und Astrophysik, Scheinerstrasse 1 81679 Munich, Germany

³ Niels Bohr Institute, Juliane Maries Vej 30, DK-2100 Copenhagen Ø, Denmark

⁴ Osservatorio Astrofisico di Catania, Via Santa Sofia 78, 95125 Catania, Italy

⁵ Tuorla Observatory, Väisäläntie 20, FIN-21500 Piikkiö, Finland

⁶ School of Physics and Astronomy, University of Birmingham, Edgbaston, B15 2TT Birmingham, UK

and heavy elements tracing 10 elements (H, He, C, N, O, Mg, Si, S, Ca and Fe; Lia, Portinari & Carraro 2002a,b); atomic radiative cooling depending on gas metal abundance and a redshift dependent, meta-galactic UV field; continuing, strong galactic winds driven by star-bursts (SNII), optionally enhanced to mimic AGN feedback. A fraction f_W of the energy released by SNII explosions goes initially into the ISM as thermal energy, and gas cooling is locally halted to reproduce the adiabatic super-shell expansion phase; a fraction of the supplied energy is subsequently (by the hydro code) converted into kinetic energy of the resulting expanding superwinds and/or shells.

The original dark matter (DM)-only cosmological simulation, from which the groups have been drawn and re-simulated at higher mass and force resolution, was run with the code FLY (Antonuccio et al. 2003), for a cosmological box of $150h^{-1}\text{Mpc}$ box side length. When re-simulating with the hydro-code, baryonic particles were “added” adopting a global baryon fraction of $f_b = 0.12$. The mass resolution was increased by up to 2048 times, and the force resolution by up to 13 times. The initial redshift for the cosmological run, as well as for the group re-simulations, was $z_i=39$.

We randomly selected 12 groups for re-simulation. The only selection criterion was that the groups should have virial masses close to (within 10%) $1 \times 10^{14} M_\odot$, where the virial mass is the mass at $z=0$ inside the virial radius, defined as the region for which the average mass density is 337 times the average of the Universe. The corresponding virial radius is about 1.2 Mpc, and the virial (X-ray) temperature is about 1.5 keV. The purpose of this project was to study a cosmologically representative sample of groups, so no prior information about merging histories, was used in the selection of the 12 groups.

Particle numbers were about $2.5\text{--}3 \times 10^5$ SPH+DM particles at the beginning of the simulations increasing to $3\text{--}3.5 \times 10^5$ SPH+DM+star particles at the end. A novelty was that each star-forming SPH particles of the initial mass is gradually turned into a total of 8 star-particles. This considerably improves the resolution of the stellar component. SPH particles, which have been formed by recycling of star-particles, will have an eighth of the original SPH particle mass — if such SPH particles are formed into stars, only one star-particle is created. As a result the simulations at the end contain star-particles of mass $m = 3.1 \times 10^7 h^{-1} M_\odot$, SPH particles of masses $m_{\text{gas}} = 3.1 \times 10^7$ and $2.5 \times 10^8 h^{-1} M_\odot$, and dark matter particles of $m_{\text{DM}} = 1.8 \times 10^9 h^{-1} M_\odot$. Gravitational (spline) softening lengths of 1.2, 1.2, 2.5 and $4.8 h^{-1} \text{kpc}$, respectively, were adopted.

To test for numerical resolution effects one of the 12 groups was in addition simulated at eight times (4 for star-particles) higher mass and two times (1.6 for star-particles) higher force resolution, than the “standard” simulations, yielding star-particle masses $m = 7.8 \times 10^6 h^{-1} M_\odot$, SPH particle masses $m_{\text{gas}} = 7.8 \times 10^6$ and $3.1 \times 10^7 h^{-1} M_\odot$, dark matter particle masses $m_{\text{DM}} = 2.3 \times 10^8 h^{-1} M_\odot$, and gravitational (spline) softening lengths of 0.76, 0.76, 1.2 and $2.4 h^{-1} \text{kpc}$, respectively. For this simulation particle numbers are about 1.4×10^6 SPH+DM particles at the beginning of the simulation increasing to 1.6×10^6 SPH+DM+star particles at the end.

In previous simulations of galaxy clusters (Romeo et al. 2005a,b, Sommer-Larsen et al. 2005) we have found that in order to get a sufficiently high ICM abundance a combination of a large value of f_W and a fairly top-heavy initial mass

function (IMF) has to be employed. We used for the present simulations: $f_W=0.8$, an IMF of the Arimoto-Yoshii type.

3. RESULTS

For each of the twelve simulated galaxy groups we computed the luminosity function of the group member galaxies in the B, R, J and K bands (Romeo et al. 2005a). Our group sample is divided into two classes according to the magnitude of the R band gap between the brightest galaxy and the second brightest galaxy: FGs ($m_{12,R} > 2$) and non-FGs ($m_{12,R} < 2$).

A well known problem in the modelling of galaxy groups and clusters, is the development of late-time cooling flows with bases at the position of BG1 and associated, central star-formation rates, which are too large compared to observations. In calculating the optical properties of the group galaxies we correct in a crude way for this by removing all stars formed at the base of the cooling flow since redshifts $z_{\text{corr}} = 2$ or 1. Both redshifts correspond to times well after the bulk of the group stars have formed. The correction amounts to 20–40% in terms of numbers of BG1 stars. Using $z_{\text{corr}} = 2$ or 1 results in minor differences, so we adopt $z_{\text{corr}}=2$ in this paper — for further discussion of this point see Sommer-Larsen et al. (2005). In cases where a similar correction of BG2 is appropriate (typically for non fossil groups, where BG2 enters into the main dark matter halo fairly late, $z > 0.5$) such a correction is applied to BG2. These corrections are quite minor, $\sim 10\%$ in terms of numbers of stars.

Figure 1 shows the composite group luminosity function (LF) for the 4 FGs (triangles) and 8 non-FGs (pentagons) of our sample, adopting a bin size of one magnitude. The large magnitude gap $m_{12,R}$ between the brightest galaxy and the second brightest galaxy is clear from this figure for the FGs compared to the absence of a gap for the non-FGs. The observational LF (shown with stars) is taken from JPF00 for the FG RXJ1340.6+4018. The shape of the LF at the bright end, and the typical number of member galaxies of our FGs is consistent with the observations to our resolution limit of $M_R = -18.5$ (see below). Note though, that the LF of RXJ1340.6+4018 (JPF00) is only photometric, so a LF with members spectroscopically confirmed would enable a more fair comparison.

In order to test how resolution affects our results we carried out one comparison simulation at higher resolution (Sec.2). The agreement between the luminosity functions of the “standard” and higher resolution run is excellent above the resolution limit of the normal resolution run, $M_R = -18.5$, as will be discussed in D’Onghia et al. (2005, paper II - see also Romeo et al. 2005a for details).

Figure 2 displays an interesting correlation between formation time of the group, defined as the epoch at which 50% of the system’s final virial mass is assembled, and the magnitude gap $m_{12,R}$. This correlation indicates that FGs are systems formed at $z \lesssim 1$, and evolved relatively quietly until the present epoch, whereas non-fossil groups are generally late forming. The earlier a galaxy group is assembled, the larger is the magnitude gap in the R band, $m_{12,R}$, at $z=0$.

A characteristic feature of observed FGs is an excess of X-ray luminosity with respect to “normal” galaxy groups of the same optical luminosity. This feature is reproduced in our simulations: Figure 3 shows that there is a clear offset between the typical X-ray luminosity of FGs compared to non-FGs, in qualitative agreement with observations. If simulated FGs reside in early forming systems, gas in the innermost

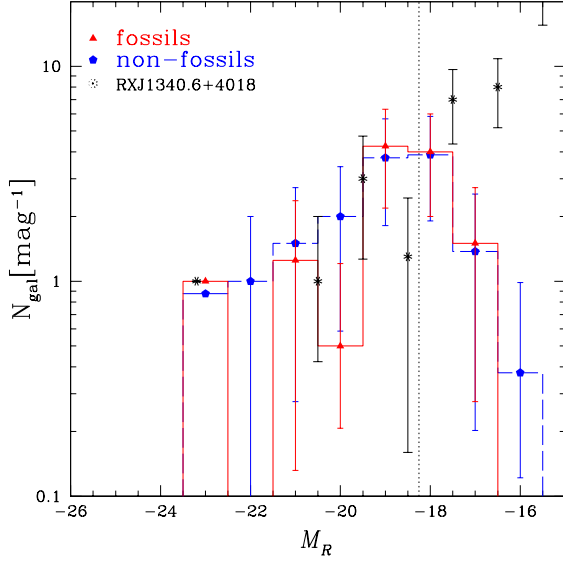


FIG. 1.— The composite group LF for the fossil groups (triangles) and non fossil groups (pentagons) of our sample. The observational LF for RXJ1340.6+4018 (stars) is shown for comparison (Jones et al. 2000).

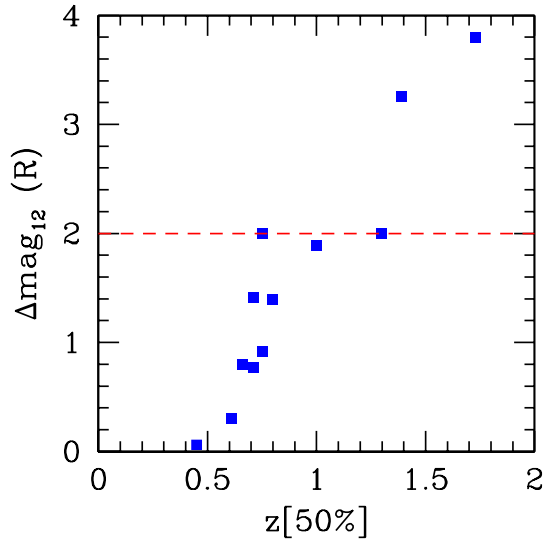


FIG. 2.— $m_{12,R}$ of each simulated group as a function of formation time as defined as the epoch in which the group assembled 50% of the system's final mass

region may be cooling, increasing the X-ray luminosity and lowering the mean temperature. The solid line is the best fit to the data for fossil groups in the sample of J03. As discussed above, stronger than observed cooling flows occur at late times at the centers of simulated groups. This results in low central gas entropies and X-ray luminosities about a factor of three larger than observed. Similar offsets are found for the L_X - T_X relation of simulated galaxy clusters, when an IMF of the Arimoto-Yoshii type is adopted (Romeo et al. 2005b). In order to match J03 data we have reduced the X-ray luminosity of all simulated groups by a factor of 3 in Figure 3.

4. DISCUSSION

We have found a correlation between the magnitude gap between the BG1 and BG2 and the formation time of the dark halo of the groups considered. What is the origin of the large

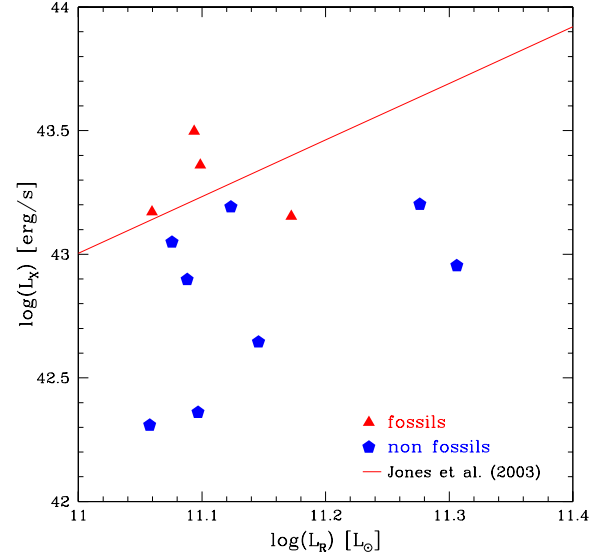


FIG. 3.— X-ray luminosity vs. optical luminosity for our FGs (triangles) and non-FGs (pentagons). The solid line is the best fit to the data for FGs in the observational sample of J03. Simulated group X-ray luminosities have been reduced by a factor 3 — see text for details

magnitude gap at the bright end of the LF of FGs? In Figure 4 we show the evolution with redshift of the stellar mass of BG1 and the second brightest galaxy at any given time, BG2, for a FG and a non-FG from our sample. At late times ($z \lesssim 1$) the “magnitude” gap in the FG increases due to minor merging/stripping. We interpret this result as follows: since the dark halo is assembled at $z \approx 1$, there is plenty of time for the BG2s to first be tidally stripped during close passages to the BG1 and finally merge into the BG1, by dynamical friction. For the non-FG, the stellar mass of both BG1 (empty circles)

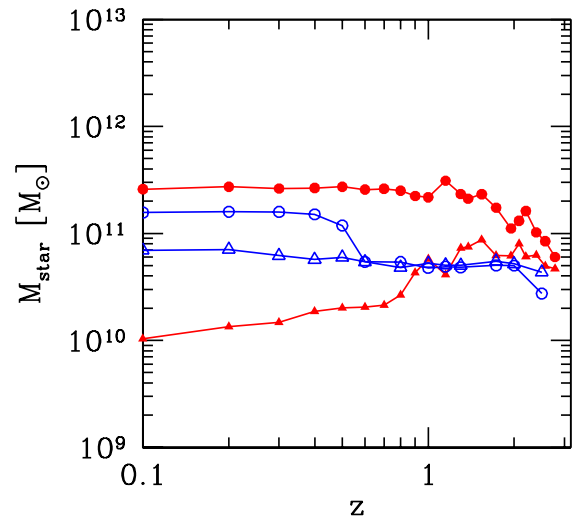


FIG. 4.— The evolution of the stellar mass of BG1 (filled circles) and BG2 at any given time (filled triangles) for a FG. For a non-FG is shown $M(z)$ of the galaxy which becomes the final BG1 (BG2) by open circles (triangles).

in Figure 4) and BG2 (empty triangles) mostly increases with time till $z=0$. In this case the final halo assembles its mass fairly recently, and the two largest, more similar sized galaxies have not had time to merge.

We now analyze whether the fossil group phenomenon can be explained by dynamical friction effects. First, we com-

pute the time t_{inf} it takes for a satellite galaxy moving in a main dark matter halo to be accreted into the central region of the halo: we assume singular isothermal sphere models for both the main halo and the satellite, with characteristic circular velocities of V_H and V_S . If we assume that the satellite initially moves in a circular orbit at a speed $V = V_H$ and initial radius r_0 , and that t_{inf} is considerably larger than the dynamical timescale, the satellite will feel a small torque which slowly reduces its orbital angular momentum, keeping the orbit almost circular while it spirals towards the centre of the halo:

$$\frac{dl}{dt} = V_H \frac{dr}{dt} = a_{dyn} r \quad (1)$$

denoting l the specific angular momentum of the satellite, r its orbital radius and a_{dyn} the drag acceleration opposed to the direction of motion. The latter can be expressed by (e.g., Binney & Tremaine 1987):

$$a_{dyn} = \frac{dV}{dt} = -\frac{4 \ln G^2 m}{V^2} \operatorname{erf}(X) - \frac{2X}{\pi} \exp(-X^2) \quad ; \quad (2)$$

where $X = V \sqrt{\frac{2}{\pi}} \frac{V_S}{V_H}$, $V_H = V = V_H$, m is the mass of the satellite, the (mainly dark) matter density, and \ln the Coulomb logarithm, which from numerical simulations is found to be ≈ 1.5 .

The radius of the satellite halo is set by tidal truncation $r_s = (m/3M)^{1/3} r$, where M is the mass of the main halo inside of r . For a isothermal sphere model we have $r_s = \frac{V_S}{3V_H} r$ and $m = \frac{V_S^3}{3V_H G} r$, inserting these equations and eq.(2) in eq.(1) we obtain:

$$t_{inf} = \frac{r_0}{\frac{dr}{dt}} = 12.4 \frac{r_0}{100 \text{ kpc}} \left(\frac{V_H}{700 \text{ km/s}} \right)^2 \left(\frac{V_S}{250 \text{ km/s}} \right)^{-3} \text{ Gyr} ; \quad (3)$$

for $\ln = 1.5$. Hence, an L satellite ($V_S = 250 \text{ km/s}$) being deposited as close as 100 kpc from the BG1 (given that the group virial radius at $z=0$ is 1.2 Mpc) within a group of $V_H = 700 \text{ km/s}$ (corresponding to a virial mass of $10^{14} M_\odot$) on a low-eccentricity orbit has an infall time comparable to the Hubble time. It then at first seems puzzling that fossil groups exist at all. However, the infall time is proportional to r_0 , and as will be discussed in paper II infall happens along filaments with initial impact parameters as small as 5-10 kpc — this makes infall times of L galaxies less than the Hubble time, and is the main reason why fossil groups exist. If the early merging history is responsible of the formation of fossil groups, why are there no clusters with a similar lack of L galaxies

as a result of cosmic variance? As characteristic initial impact parameters scale linearly with V_H , fixing V_S we obtain t_{inf} / V_H^3 . For a typical rich cluster $V_H = 1400 - 2100 \text{ km/s}$, so it follows that the typical infall time for a L galaxy will be 10-30 larger than in groups. Hence massive galaxies have had no time to merge with the central object yet.

Given that merging is such an important ingredient in FG formation, it is important to check that merger rates are correctly estimated. When calculating the optical luminosities of the BG1s (and in some cases also BG2s) we correct for the effect of late time cooling flows by not including stars formed later than $z_{\text{corr}}=2$ at the base of the cooling flow. These stars will, however, still contribute to the gravitational field of BG1, which might lead to an increase of the merger rate. To test for this we ran one simulation, where star particles formed at the base of the cooling flow (at BG1) were removed entirely from the simulation. This did not lead to any significant change of the merger rates (paper II). Moreover, as discussed above, analysis of our high-resolution run indicates that our simulations are not affected by “over-merging”.

Our work shows that in the hierarchical structure formation scenario FG halos assemble earlier than non-FG halos, and they preferentially reside fairly isolated in low-density environments (paper II). Once the halos assembled 50% of their final mass, they evolve quiescently. Consequently, they experience only little late infall of galaxies that could stop merging and fill the magnitude gap of the LF again.

This prediction can be observationally tested. If FGs are X-ray emitting systems in place already at $z=1$, they might be observed with similar techniques used to discover high-redshift galaxy-clusters (Mullis et al. 2005). Once the extended X-ray source is identified in the XMM-Newton archive, subsequent VLT multi-object spectroscopy combined with optical/NIR imaging could reveal the possible presence of FGs at high redshift. Furthermore, the correlation function of X-ray emitting galaxy groups cross-correlated with galaxies in the nearby universe, e.g. from SDSS data, could be used to test whether FGs preferentially populate low-density regions of the Universe.

Of our 12 simulated groups, 4 become FGs corresponding to a fraction of $33 \pm 16\%$, larger but still comparable to the observational estimate of 10-20%, although the sample of simulations and observational data is statistically limited.

We have benefited from discussions with Frank van den Bosch, George Lake, Daniele Pierini and Trevor Ponman.

REFERENCES

- Antonuccio-Delogu V., Becciani U., Ferro D., 2003, *Comput. Phys. Commun.*, 155, 159
 Barnes, J. 1989, *Nature*, 338, 123
 Binney, J., Tremaine, S. 1987, *Galactic Dynamics*, Princeton Univ. Press, Princeton
 Diaferio, A., Geller, M. & Ramella, M. 1994, *AJ*, 107, 868
 Diaferio, A., Geller, M. & Ramella, M. 1995, *AJ*, 109, 2293
 D’Onghia, E. & Lake, G. 2004, *ApJ*, 612, 628
 D’Onghia, E. et al. 2005, in preparation (paper II)
 Governato, F., Tozzi, P. & Cavaliere, A. 1996, *ApJ*, 458, 18
 Hernquist, L., Katz, N. & Weinberg, D.H. 1995, *ApJ*, 442, 57
 Jones, L. R., Ponman, T. J., Forbes, D. A. 2000, *MNRAS*, 312, 139 (JPF00)
 Jones, L.R., Ponman, T.J., Horton, A., Babul, A., Ebeling, H., Burke, D.J. 2003, *MNRAS*, 343, 627 (J03)
 Lia, C., Portinari, L., Carraro, G. 2002, *MNRAS*, 330, 821
 Lia, C., Portinari, L., Carraro, G. 2002, *MNRAS*, 335, 864
 Mullis, C.R. et al. 2005, *ApJ*, 623, L85
 Ponman, T.J. et al. 1994, *Nature*, 369, 462
 Romeo, A. D., Portinari, L., Sommer-Larsen, J. 2005a, *MNRAS*, submitted (astro-ph/0404445)
 Romeo, A. D., Sommer-Larsen, J., Portinari, L., Antonuccio, V. 2005b, *MNRAS*, to be submitted
 Sommer-Larsen, J., Romeo, A. D., Portinari, L. 2005, *MNRAS*, 357, 478
 Springel, V. & Hernquist, L. 2002, *MNRAS*, 333, 649
 Vikhlinin, B.R. et al. 1999, *ApJ*, 520, L1, (V99)