

# Baryogenesis and CP-Violating Domain Walls in the Background of a Magnetic Field

L. Campanelli<sup>1,2</sup>, P. Cea<sup>3,4y</sup>, G. L. Fogli<sup>3,4z</sup>, and L. Tedesco<sup>3,4x</sup>

<sup>1</sup>Dipartimento di Fisica, Università di Ferrara, I-44100 Ferrara, Italy

<sup>2</sup>INFN - Sezione di Ferrara, I-44100 Ferrara, Italy

<sup>3</sup>Dipartimento di Fisica, Università di Bari, I-70126 Bari, Italy

<sup>4</sup>INFN - Sezione di Bari, I-70126 Bari, Italy

## Abstract

Within the domain wall-mediated electroweak baryogenesis, we study fermion scattering off a CP-violating wall in the background of a uniform magnetic field. In particular, we calculate the asymmetry between the reflection coefficients for right-handed and left-handed chiral fermions,  $R = R_{R \rightarrow L} - R_{L \rightarrow R}$ , which is of relevance to non-local baryogenesis mechanisms.

PACS number(s): 12.15.Ji, 11.30.Fs, 98.80.Cq

---

Electronic address: campanelli@fe.infn.it

<sup>y</sup>Electronic address: Paolo.Cea@ba.infn.it

<sup>z</sup>Electronic address: Fogli@ba.infn.it

<sup>x</sup>Electronic address: luigi.tedesco@ba.infn.it

## 1. Introduction

The origin of the baryon asymmetry in the Universe is a fundamental question in modern physics. As Sakharov established [1] long time ago (for a review see Ref. [2] and references therein), elementary particle physics might account for the production of the baryon asymmetry in the primordial Universe provided that the interactions meet some necessary properties. The needed conditions, first identified by Sakharov, are violation of  $C$  and  $CP$  symmetries, violation of the baryon number  $B$ , and departure from thermal equilibrium. The state of the art of these three conditions in the standard model is as follows [2].  $B$  violation is obtained through non-perturbative processes that are connected with the  $\theta$ -vacuum anomaly [3] due to the multiple vacuum structure. Indeed, degenerate vacuum states have different topological quantum numbers (the so called Chern-Simons number). Particular configurations called sphalerons [4] interpolate between these vacuum states, thereby leading to processes that violate baryon number.  $C$  and  $CP$  symmetries are known to be violated in the standard model. In particular,  $CP$  violation arises from the quark mass matrix. Finally, the non-equilibrium in particle distributions is naturally generated at the primordial electroweak phase transition.

To explain the observed baryon asymmetry one faces with two problems. First, one needs to understand why in the observable part of our Universe the baryon number density is many orders greater than the antibaryon density. Second, one should explain why the baryon density is much less than the photon density [5]. These aspects are naturally linked to the strength of  $CP$ -violation. Indeed, in the standard model  $CP$  violation is extremely weak, so that it is not sufficient to generate the observed asymmetry. As a matter of fact, it turns out that the ratio of baryon density  $n_B$  to photon density  $n$  comes out to be of order  $n_B/n \approx 10^{-20}$  [6], that is about ten orders of magnitude smaller than that of recent measurements from fluctuations of the cosmic microwave background by WMAP collaboration [7]:

$$\frac{n_B}{n} = 6.1^{+0.3}_{-0.2} \times 10^{-10}. \quad (1.1)$$

This clearly indicates that the amount of  $CP$  violation in the standard model is not enough to produce baryon asymmetry at the observed level. So that we must allow for extra  $CP$ -violation, whose origin is probably outside the standard model. In the present paper we do not address the problem of the origin of  $CP$  violation, but we merely parameterize the source of  $CP$  violation by means of an effective complex fermion mass:

$$m(t; \mathbf{x}) = m_R(t; \mathbf{x}) + i m_I(t; \mathbf{x}). \quad (1.2)$$

The second aspect to be considered is the order of the primordial electroweak phase transition. In the standard electroweak phase transition the neutral Higgs field is the order parameter which is expected to undergo a continuum phase transition. Actually, if we compare the lower bound recently established  $M_H > 114.4 \text{ GeV}$  [8] with the results of non-perturbative lattice simulations [9], we are induced to safely exclude a first order electroweak phase transition. However, it should be kept in mind that a first order phase transition can be nevertheless obtained with an extension of the Higgs sector of the standard model, or in the minimal supersymmetric standard model. It is known since long time that, even in a perfectly homogeneous continuous phase transition, defects will form if the transition proceeds sufficiently faster than the relaxation time of the order parameter [10]. In such a non-equilibrium transition, the low temperature phase starts to form, due to quantum fluctuations, simultaneously and independently in many parts of the system. Subsequently, these regions grow together to form the broken-symmetry phase. When different causally disconnected regions meet, the order parameter does not generally match and a domain structure is formed. In the case in which the phase transition is induced by the Higgs sector of the standard model, the defects are domain walls across which the field jumps from one

minimum to the other. The defect density is then related to the domain size and the dynamics of the domain walls is governed by the surface tension. The existence of the domain walls, however, is still questionable: it was pointed out by Zel'dovich, Kobzarev and Okun [11] that the gravitational effects of just one such wall stretched across the universe would introduce a large anisotropy into the relic blackbody radiation. For this reason the existence of such walls was excluded. Quite recently, however, it has been suggested [12] that the effective surface tension of the domain walls can be made vanishingly small due to a peculiar magnetic condensation induced by fermion zero modes localized on the wall. As a consequence, the domain wall acquires a non zero magnetic field perpendicular to the wall, and it becomes almost invisible as far as the gravitational effects are concerned. Interestingly enough, large-scale magnetic fields have been observed in galaxies, in galaxy clusters, and there are strong hints that they exist in superclusters, and in galaxies at high redshifts. These last astronomical observations support the conjecture that the magnetic fields have primordial origin [13], and then they could have observable effects on the Cosmic Microwave Background Radiation [14]. Many mechanisms have been introduced to produce seed magnetic fields in the Universe [15]. A very promising approach relies on the idea that electroweak phase transition may be the origin of these seeds [16]. Indeed, the connection between continuous phase transitions and primordial magnetic fields has been studied, for example, in Ref. [17]. So that, primordial magnetic fields could have important consequences on electroweak baryogenesis [18].

The interaction of particles (scalars, Dirac and Majorana fermions) with domain walls has been the object of various papers in the literature [19, 20, 21, 22]. In Ref [23] it has been studied the dynamics of fermions with a spatially varying mass in presence of a CP-violating bubble wall and a uniform magnetic field perpendicular to the wall. Furthermore the analysis of the scattering of fermions off a kink and a bubble wall in the case of a background hypermagnetic field has been done by Ayala et al. [24, 25].

In this paper we shall consider the dynamics of fermions with a spatially varying mass in the presence of a CP-violating planar domain wall with an almost uniform magnetic field perpendicular to the wall. In particular, by using the Dirac equation in presence of a CP-violating planar domain wall with a constant magnetic field perpendicular to the wall, we study the fermion scattering perpendicular to the wall. Neglecting the time dependence of mass terms, we shall work in the hypothesis that  $m(t; \mathbf{x})$  only depends by the  $z$ -coordinate perpendicular to the wall, i.e.  $m(t; \mathbf{x}) = m(z)$ . In the case of domain walls the real part of the mass term Eq. (1.2) goes to  $m_0$  when  $z \rightarrow -1$ , while it goes to  $m_0$  when  $z \rightarrow +1$ , where  $m_0$  is fermion mass. We calculate the reflection coefficients,  $R_{R \rightarrow L}$  and  $R_{L \rightarrow R}$ , of left-handed and right-handed fermions respectively. Within the non local baryogenesis mechanism [26] (or charge transport mechanism) in which CP-violation and baryon number violation are separated from one another, the difference  $R = R_{R \rightarrow L} - R_{L \rightarrow R}$  is relevant for the generation of the baryon asymmetry [27].

The plan of the paper is as follows. In Section 2 we set up the general strategy for solving the Dirac equation in an almost uniform magnetic field in presence of a CP-violating domain wall. In Section 2.1, we evaluate the reflection asymmetry specializing to CP-violating kink domain walls without magnetic field, while in section 2.2 we consider the effects due to almost uniform magnetic fields perpendicular to the wall. Finally, we draw our conclusions in Section 3. Several technical details are relegated in two Appendices.

## 2. CP-violating Dirac equation in magnetic field

In this Section we analyze the scattering of Dirac fermions off CP-violating domain walls in presence of an electromagnetic field  $A_\mu$ . We solve the Dirac equation to the first order with respect to the CP-violating term within the so called distorted-wave Born approximation. After that, we calculate the reflection coefficients for fermions and antifermions.

In the frame where the wall is at rest, the Dirac equation reads:

$$[i\partial_t - m(z)P_R - m(z)P_L - eA] \psi(t; \mathbf{x}) = 0; \quad (2.1)$$

where  $P_L$  and  $P_R$  are the chirality projection operators,  $e$  is the electric charge, and  $m(z)$  is given by Eq. (1.2). We assume that fermions are coupled to a complex scalar field through Yukawa terms. In presence of static domain walls, the fermion mass term depends only on the distance from the wall. So that we have  $m(t; \mathbf{x}) = m(z)$ , where  $z$  is the coordinate perpendicular to the wall. In order to solve Eq. (2.1) we follow the method of Ref. [28]. We assume for the following ansatz:

$$\psi(t; z) = [i\partial_t + m(z)P_R + m(z)P_L - eA] e^{iEt} \psi_E(z) \quad (2.2)$$

$$= [i\partial_t + m_R - im_I \gamma_5 - eA] e^{iEt} \psi_E(z); \quad (2.3)$$

with  $\gamma_5 = +1 (-1)$  for positive (negative) energy solutions. Moreover, we assume that  $A$  corresponds to a constant and uniform magnetic field directed along the  $z$ -axis with strength  $B$ . Then, in the Landau gauge we have  $A = (0; 0; Bx; 0)$ . Inserting Eq.(2.2) into Eq.(2.1) we obtain:

$$(\partial_z^2 + D_z^2 - \gamma_5 \partial_x^2 + i \gamma_5 D_z m_R + \gamma_5 D_z m_I + ieB^{-1/2}) \psi_E(z) = 0; \quad (2.4)$$

where  $D_z = d/dz$ . Let us introduce some useful definitions:

$$x = az; \quad t = at; \quad E = a; \quad m_0 = a; \quad b = eB = a^2; \quad (2.5)$$

where  $m_0$  is the fermion mass in the broken phase;  $a$  is a parameter with dimension of mass such that  $1/a$  is the characteristic size of the thickness of the wall. Moreover, we have:

$$m_R(z) = m_0 f(az) = m_0 f(x); \quad (2.6)$$

$$m_I(z) = m_0 g(az) = m_0 g(x); \quad (2.7)$$

The function  $f(x)$  is the profile of the domain wall, while  $g(x)$  parameterizes the violation of CP. Using Eq. (2.6) and Eq. (2.7) we rewrite the Eq. (2.2) and Eq. (2.4) respectively as:

$$(\partial_x^2 + D_x^2 - \gamma_5 \partial_x^2 + i \gamma_5 g_5 + bx^2) e^{iEt} \psi(x); \quad (2.8)$$

$$(\partial_z^2 + D_z^2 - \gamma_5 \partial_x^2 + i \gamma_5 f^0 - \gamma_5 g^0 + ib^{-1/2}) \psi(x) = 0; \quad (2.9)$$

where the prime indicates differentiation with respect to  $x$ . We shall first solve Eq. (2.9), and then use Eq. (2.8) to obtain the complete wave function. For the time being we do not need to explicitate the functional form of  $f(x)$  and  $g(x)$ , but we merely assume that

$$f(x) = \begin{cases} +1 & \text{for } x \rightarrow +1 \\ 1 & \text{for } x \rightarrow -1 \end{cases} \quad (2.10)$$

and  $|g(x)| \ll 1$ . The physical meaning of the last relation comes from the well known fact that CP violation is very small. It follows that  $g(x)$  may be considered as a perturbation. Thus, we may consistently work our equations to the first order in  $g(x)$ . We begin by splitting the wave function in two terms:

$$\psi(x) = \psi^{(0)}(x) + \psi^{(1)}(x); \quad (2.11)$$

where  $\psi^{(0)}(x)$  is the solution of the unperturbed equation obtained from Eq. (2.9) setting  $g(x) = 0$ :

$$(\partial_z^2 + D_z^2 - \gamma_5 \partial_x^2 + i \gamma_5 f^0 + ib^{-1/2}) \psi^{(0)}(x) = 0; \quad (2.12)$$

while  $\psi^{(1)}(x)$  is the perturbation, which can be obtained by:

$$\psi^{(1)}(x) = \int_0^x dx' G(x; x') V(x') \psi^{(0)}(x') ; \quad (2.13)$$

where  $V(x) = -\frac{1}{2}g(x)^2$ . In Eq. (2.13)  $G(x; x')$  is the Green's function satisfying:

$$\left( \frac{d^2}{dx^2} + D_x^2 - f^2 + i f^3 + i b \frac{d}{dx} \right) G(x; x') = \delta(x - x') ; \quad (2.14)$$

with the same boundary conditions as  $\psi^{(0)}(x)$ . In order to find  $\psi(x)$ , we put Eq. (2.11) into Eq. (2.8) and obtain:

$$\psi(x)' = \left( -\frac{1}{2} + i \frac{3}{2} D_x + f + b x^2 \right) \psi^{(0)} + \psi^{(1)} - i g \psi^{(0)} e^{-i x} ; \quad (2.15)$$

A standard way to obtain  $\psi^{(0)}(x)$  is to expand it in terms of eigenstates of  $\hat{H}$ :

$$\psi^{(0)}(x) = \sum_s \psi^{(s)}(x) u^s ; \quad (2.16)$$

with  $s = 1, 2$ . The spinors  $u^s$  are given by:

$$u^1 = \frac{1}{\sqrt{2}} \begin{pmatrix} 0 \\ 1 \\ 0 \\ i \end{pmatrix}, \quad u^2 = \frac{1}{\sqrt{2}} \begin{pmatrix} 0 \\ 0 \\ 1 \\ i \end{pmatrix} ; \quad (2.17)$$

Inserting Eq. (2.16) into Eq. (2.12) we readily obtain:

$$\left[ \frac{d^2}{dx^2} + D_x^2 - f^2 + i f^3 + i b \frac{d}{dx} \right] \psi^{(s)}(x) = 0 ; \quad (2.18)$$

Let  $\psi^{(+s)}$  and  $\psi^{(-s)}$  be the independent solutions of Eq. (2.18), where

$$\psi_s = \frac{1}{i} \frac{p}{2 - p^2} \psi^{(-s)} ; \quad (2.19)$$

After taking into account the Eq. (2.10) we have the following asymptotic properties for  $\psi^{(+s)}$  and  $\psi^{(-s)}$ :

$$\psi^{(+s)}(x) \sim \begin{cases} e^{+sx} & \text{for } x \rightarrow +1 ; \\ (\psi_s; \psi_s) e^{-sx} + (\psi_s; -\psi_s) e^{+sx} & \text{for } x \rightarrow -1 ; \end{cases} \quad (2.20)$$

$$\psi^{(-s)}(x) \sim \begin{cases} e^{-sx} & \text{for } x \rightarrow +1 ; \\ (\psi_s; -\psi_s) e^{-sx} + (\psi_s; \psi_s) e^{+sx} & \text{for } x \rightarrow -1 ; \end{cases} \quad (2.21)$$

where  $(\psi_s; \psi_s)$  are constants such that  $(\psi_s; \psi_s) = (\psi_s; -\psi_s)$ . Later on we will furnish an explicit expression for these constants. The general unperturbed solution can be written as:

$$\psi^{(0)}(x) = \sum_{s=1/2}^X [A_+^{(-s)} \psi^{(-s)}(x) + A_+^{(+s)} \psi^{(+s)}(x)] ; \quad (2.22)$$

We are interested in the physical problem where the incident wave function is coming from  $x = -1$ , it is reflected and transmitted from the wall at  $x = 0$ , so that at  $x = +1$  there is only the transmitted wave. In this case it is easy to find that  $A^{(-s)} = 0$  for  $s = +1$ , and  $A^{(+s)} = 0$  for  $s = -1$ . The next step is to calculate the Green's function. To this end, following Ref. [8] we write:

$$G(x; x') = \left( \frac{d^2}{dx^2} + D_x^2 - f^2 + i f^3 + i b \frac{d}{dx} \right) ; \quad (2.23)$$

so that Eq. (2.14) can be written as:

$$G = (x, x^0) : \quad (2.24)$$

Let us introduce the unitary matrix U

$$U = (u_+^1, u_+^1, u_+^2, u_+^2) : \quad (2.25)$$

Taking into account that

$$U^{-1} U = \begin{pmatrix} 0 & 1 \\ 1 & 0 \end{pmatrix} \begin{pmatrix} B \\ B \\ C \\ A \end{pmatrix} ; \quad U^{-1} U = \begin{pmatrix} 0 & 1 \\ 1 & 0 \end{pmatrix} \begin{pmatrix} B \\ B \\ C \\ A \end{pmatrix} ; \quad (2.26)$$

we can write the matrix

$$A = U^{-1} U = \begin{pmatrix} 0 & 1 \\ 1 & 0 \end{pmatrix} \begin{pmatrix} B \\ B \\ C \\ A \end{pmatrix} ; \quad (2.27)$$

with

$$s = \frac{1}{2} + D_x^2 f^2(x) \quad f = (1) b : \quad (2.28)$$

So that we rewrite Eq. (2.24) as

$$U A U^{-1} G(x; x^0) = (x, x^0) : \quad (2.29)$$

Now, writing the Green equation as

$$G(x; x^0) = U \begin{pmatrix} 0 & 1 \\ 1 & 0 \end{pmatrix} G^1 \begin{pmatrix} B \\ B \\ C \\ A \end{pmatrix} U^{-1} ; \quad (2.30)$$

Eq. (2.29) becomes

$$U A U^{-1} U_k G_k U^{-1} = (x, x^0) ; \quad (2.31)$$

from which we simply have

$$s G^s = (x, x^0) : \quad (2.32)$$

In order to determine the Green's function we consider the solutions  $l^s(x)$  and  $m^s(x)$  of the equations

$$s l^s(x) = 0 ; \quad s m^s(x) = 0 \quad (2.33)$$

with the appropriate boundary conditions. Following standard method [29] we find

$$G^{(s)}(x; x^0) = \begin{cases} \frac{1}{W(l^s; m^s)} l^s(x) m^s(x^0) & x < x^0 \\ \frac{1}{W(l^s; m^s)} l^s(x^0) m^s(x) & x^0 < x \end{cases} \quad (2.34)$$

where W is the Wronskian:

$$W(l^s; m^s) = l^s(x) \frac{d}{dx} m^s(x) - m^s(x) \frac{d}{dx} l^s(x) : \quad (2.35)$$

According to our previous discussion, the asymptotic behavior at  $x \rightarrow +1$  is:

$$m^{(s)}(x) = \phi^{(s)}(x); \quad (2.36)$$

while  $l^{(s)}$  is given by:

$$l^{(s)}(x) = \phi^{(s)}(x) + c^{(s)} \phi^{(+s)}(x) \quad (2.37)$$

with  $c^{(s)}$  constants. Since the Wronskian is constant [29], we may evaluate it by considering the asymptotic forms for  $x \rightarrow +1$  given by Eq.(2.20). It is easy to find:

$$W(l^{(s)}(x); m^{(s)}(x)) = 2\epsilon_s; \quad (2.38)$$

which, indeed, is constant. Putting it all together, the Green's function becomes:

$$G^{(s)}(x; x^0) = \begin{cases} \frac{1}{2\epsilon_s} [\phi^{(s)}(x) + c^{(s)} \phi^{(+s)}(x)] \phi^{(s)}(x^0) & \text{if } x < x^0; \\ \frac{1}{2\epsilon_s} [\phi^{(s)}(x^0) + c^{(s)} \phi^{(+s)}(x^0)] \phi^{(s)}(x) & \text{if } x > x^0; \end{cases} \quad (2.39)$$

These results can now be used to calculate  $l^{(1)}(x)$  from Eq. (2.13). We find:

$$l_s^{(1)}(x) = A_s^{(+)} \frac{(1/\epsilon_s)}{2\epsilon_s} \int_1^x [\phi^{(s)}(x^0) - c^{(+s)} \phi^{(s)}(x^0)] \phi^{(s)}(x^0) g^0(x^0) dx^0 \\ + [\phi^{(s)}(x) + c^{(+s)} \phi^{(s)}(x)] \int_x^{Z+1} \phi^{(s)}(x^0) \phi^{(+s)}(x^0) g^0(x^0) dx^0; \quad (2.40)$$

For later convenience, it is useful to define:

$$I_1^{(s)} = \int_1^{Z+1} dx g^0(x) \phi^{(s)}(x) \phi^{(+s)}(x); \quad (2.41)$$

$$I_2^{(s)} = \int_1^{Z+1} dx g^0(x) \phi^{(+s)}(x) \phi^{(+s)}(x); \quad (2.42)$$

Moreover we will make use of the following relations:

$$\begin{aligned} u^0 &= u^s; \\ \epsilon_1 u^s &= i(1/\epsilon_s) u^s; \\ \epsilon_3 u^s &= i u^s; \\ \epsilon_5 u^s &= i(1/\epsilon_s) u^s; \quad s = 1, 2; \end{aligned} \quad (2.43)$$

Actually, we are interested in the limit of  $x \rightarrow +1$  for the transmitted wave function, and  $x \rightarrow -1$  for the incident and reflected wave functions. Taking into account the asymptotic behaviors Eqs. (2.20) and (2.21) it is easy to determine the relevant wave functions. For definiteness, we focus on  $\epsilon = +1$  ( $\epsilon = -1$  can be worked out similarly). We have for unperturbed transmitted, incident and reflected wave functions respectively:

$$[\phi_s^{(0)}(x)]^{\text{tran}} = A_s^{(+)} u_+^s e^{sx}; \quad (2.44)$$

$$[\phi_s^{(0)}(x)]^{\text{inc}} = A_s^{(+)} u_+^s + (\epsilon_s; \epsilon_s) e^{-sx}; \quad (2.45)$$

$$[\phi_s^{(0)}(x)]^{\text{re}} = A_s^{(+)} u_+^s + (\epsilon_s; \epsilon_s) e^{sx}; \quad (2.46)$$

On the other hand, for the perturbed wave functions, using Eqs. (2.40), (2.41), (2.42) and the asymptotic behaviors of  $\psi^{(+)}_s$  and  $\psi^{(-)}_s$ , we find:

$$[\psi^{(1)}_s(\mathbf{x})]_{\text{tran}} = A_s^{(+)} \frac{(1)^s}{2} u_s^h I_1^{(s)} + c^{(+)} I_2^{(s)} e^{i s x}; \quad (2.47)$$

$$[\psi^{(1)}_s(\mathbf{x})]_{\text{inc}} = A_s^{(+)} \frac{(1)^s}{2} u_s^h \left( \psi^{(-)}_s(\mathbf{x}) + c^{(+)} \psi^{(+)}_s(\mathbf{x}) \right) e^{i s x}; \quad (2.48)$$

$$[\psi^{(1)}_s(\mathbf{x})]_{\text{re}} = A_s^{(+)} \frac{(1)^s}{2} u_s^h \left( \psi^{(-)}_s(\mathbf{x}) + c^{(+)} \psi^{(+)}_s(\mathbf{x}) \right) e^{i s x}; \quad (2.49)$$

To obtain the asymptotic behavior of the perturbed wave functions it is enough to insert  $\psi^{(0)}_s(\mathbf{x})$  and  $\psi^{(1)}_s(\mathbf{x})$  into Eq. (2.15). In Appendix A we evaluate the incident and reflected wave functions. Using the results in Appendix, we have:

$$\begin{aligned} [\psi_s(\mathbf{x}; \mathbf{y})]_{\text{inc}} &= A_s^{(+)} + \left( \psi^{(-)}_s(\mathbf{x}) + c^{(+)} \psi^{(+)}_s(\mathbf{x}) \right) e^{i s x} \\ &\quad + \frac{(1)^s}{2} g + \frac{(1)^s}{2} \frac{(\psi^{(-)}_s(\mathbf{x}) + c^{(+)} \psi^{(+)}_s(\mathbf{x}))}{1 + c^{(+)} c^{(-)}} I_2^{(s)} u_s^s; \end{aligned} \quad (2.50)$$

$$\begin{aligned} [\psi_s(\mathbf{x}; \mathbf{y})]_{\text{re}} &= A_s^{(+)} + \left( \psi^{(-)}_s(\mathbf{x}) + c^{(+)} \psi^{(+)}_s(\mathbf{x}) \right) e^{i s x} \\ &\quad + \frac{(1)^s}{2} g + \frac{(1)^s}{2} \frac{(\psi^{(-)}_s(\mathbf{x}) + c^{(+)} \psi^{(+)}_s(\mathbf{x}))}{1 + c^{(+)} c^{(-)}} I_2^{(s)} u_s^s; \end{aligned} \quad (2.51)$$

where  $g = \lim_{x \rightarrow \infty} \frac{1}{x} g(x)$ . The next step consists in the calculation of the vectorial and axial currents  $j_V = \frac{1}{2} \frac{d}{dx} \psi^\dagger \psi$  and  $j_A = \frac{1}{2} \frac{d}{dx} \psi^\dagger \gamma_5 \psi$ .

## 2.1 Reflection asymmetry: $B = 0$

Before considering the general case of a uniform magnetic field, for completeness we consider the currents for  $B = 0$ . We define:

$$j_{\text{inc}} = -\text{Re} \frac{(\psi^{(-)}_s(\mathbf{x}) + c^{(+)} \psi^{(+)}_s(\mathbf{x}))}{1 + c^{(+)} c^{(-)}} I_2^{(s)}; \quad (2.52)$$

$$j_{\text{re}} = -\text{Re} \frac{(\psi^{(-)}_s(\mathbf{x}) + c^{(+)} \psi^{(+)}_s(\mathbf{x}))}{1 + c^{(+)} c^{(-)}} I_2^{(s)}; \quad (2.53)$$

where  $\psi = \frac{1}{\sqrt{2}} \frac{d}{dx} \psi^2$ , and  $\text{Re}[x]$  is the real part of  $x$ . Note that in this case the currents,  $j_V$ , and the constants  $A_s$  do not depend on the spin  $s$ . So that also  $I_2$ , defined by Eq. (2.42), does not depend on the spin. The transmitted, incident and reflected axial currents are given by:

$$(j_A^3)_{B=0}^{\text{tran}} = 2 \frac{X}{s} \left( (1)^{s+1} A_s^{(+)} \right)^2 j; \quad (2.54)$$

$$(j_A^3)_{B=0}^{\text{inc}} = 2 \frac{X}{s} j + \left( \psi^{(-)}_s(\mathbf{x}) + c^{(+)} \psi^{(+)}_s(\mathbf{x}) \right)^2 \left( (1)^{s+1} A_s^{(+)} \right)^2 [1 - (1)^{s+1} j_{\text{inc}}]; \quad (2.55)$$

$$(j_A^3)_{B=0}^{\text{re}} = 2 \frac{X}{s} j + \left( \psi^{(-)}_s(\mathbf{x}) + c^{(+)} \psi^{(+)}_s(\mathbf{x}) \right)^2 \left( (1)^{s+1} A_s^{(+)} \right)^2 [1 - (1)^{s+1} j_{\text{re}}]; \quad (2.56)$$



Moreover, analogously the vectorial currents turn out to be:

$$(j_V^3)_{B=0}^{\text{tran}} = 2 \frac{p}{2} \frac{X}{2} \mathcal{A}_s^{(+)} j; \quad (2.57)$$

$$(j_V^3)_{B=0}^{\text{inc}} = 2i j_+ (\ ; ) j^2 \frac{X}{s} \mathcal{A}_s^{(+)} j [1 - (1)^{+1} \text{inc}]; \quad (2.58)$$

$$(j_V^3)_{B=0}^{\text{re}} = 2i j_+ (\ ; ) j^2 \frac{X^s}{s} \mathcal{A}_s^{(+)} j [1 - (1)^{+1} \text{re}]; \quad (2.59)$$

Then, we have for the reflection coefficient:

$$R^{(0)} = \frac{(j_V^3)_{B=0}^{\text{re}}}{(j_V^3)_{B=0}^{\text{inc}}} = \frac{+ (\ ; )^2}{+ (\ ; )}: \quad (2.60)$$

Our goal is to calculate

$$R = R_{R \rightarrow L} - R_{L \rightarrow R}; \quad (2.61)$$

where we have indicated with

$$R_{R \rightarrow L} = \frac{(j_L^3)^{\text{re}}}{(j_R^3)^{\text{inc}}} = \frac{(j_A^3)^{\text{re}} (j_V^3)^{\text{re}}}{(j_V^3)^{\text{inc}} + (j_A^3)^{\text{inc}}}; \quad (2.62)$$

$$R_{L \rightarrow R} = \frac{(j_R^3)^{\text{re}}}{(j_L^3)^{\text{inc}}} = \frac{(j_A^3)^{\text{re}} + (j_V^3)^{\text{re}}}{(j_A^3)^{\text{inc}} - (j_V^3)^{\text{inc}}} \quad (2.63)$$

the reflection coefficients for right-handed and left-handed chiral fermions, respectively.

A standard calculation gives:

$$R = \frac{2 R^{(0)}}{j j} (\text{inc} - \text{re}): \quad (2.64)$$

It is interesting to consider domain walls with kink wall profile:

$$f(x) = \tanh x; \quad (2.65)$$

In this case, one may explicitly solve Eq. (2.18). Indeed, it is easy to find that the solution of Eq. (2.18) is:

$$\mathcal{A}^{(+)}(y) = y^{-2} (1 - y)^{-2} {}_2F_1[1, -2; -2; 1; y]; \quad (2.66)$$

where  $y = (1 - \tanh x)/2$  and  ${}_2F_1[a; b; c; z]$  is the hypergeometric function. As a consequence, we may write down the explicit expressions for  $(\ ; )$  and  $R^{(0)}$ . We find:

$$(\ ; ) = \frac{(\text{inc} + 1)(\text{inc})}{[(\text{inc} - 2) = 2] [(\text{inc} - 2) = 2 + 1]}; \quad (2.67)$$

$$R^{(0)} = \frac{\cos(\text{inc}) - 1}{\cos(\text{inc}) - \cosh(2 j j)}: \quad (2.68)$$

As concern the function  $g(x)$ , we shall follow the method of Refs. [23, 28], where one finds two functional forms for  $g(x)$ , namely  $g(x) = f^2(x)$  and  $g(x) = f^0(x)$ . The parameter measures the strength of C P -violation, so that we assume  $j j = 1$ .

In Fig.1 we display  $R =$  as a function of the normalized energy  $\text{inc} = a = E/m_0$ , for different values of the thickness of the wall  $a = a/m_0$ , in the cases  $g = f^0$  and  $g = f^2$ . We observe that  $R$  may be positive or negative depending on the functional form of  $g$ , and that at fixed thickness of the wall (proportional to  $1/a$ ), the absolute value of  $R$  goes to zero when the energy of the incident particles approaches to infinity.

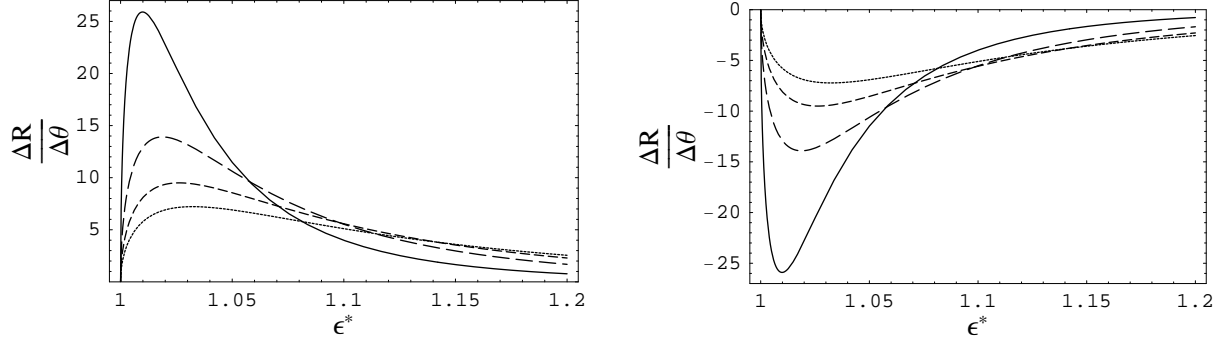


Figure 1: Case  $B=0$ .  $R = \frac{\Delta R}{\Delta \theta}$  versus  $\epsilon^*$  in the cases  $g = f^0$  (left panel) and  $g = f^2$  (right panel) for four different values of  $a$ . Solid line:  $a = 0.8$ ; long-dashed line:  $a = 1$ ; short-dashed line:  $a = 1.2$ ; dotted line:  $a = 1.4$ .

## 2.2 Reflection asymmetry: $B \neq 0$

Let us consider the most physically relevant case when  $B \neq 0$ . In Appendix B we show that we may write:

$$(j_{V;s}^3)^{\text{inc}} = (j_{V;s}^3)^{\text{inc}}_{(0)} (1 + \frac{\text{inc}}{V;s}) \quad (2.69)$$

$$(j_{V;s}^3)^{\text{re}} = (j_{V;s}^3)^{\text{re}}_{(0)} (1 + \frac{\text{re}}{V;s}) \quad (2.70)$$

where

$$(j_{V;s}^3)^{\text{inc}}_{(0)} = 2i s \mathcal{A}_s^{(+)} f_j j + (s; s) f_j^2 \quad (2.71)$$

$$(j_{V;s}^3)^{\text{re}}_{(0)} = 2i s \mathcal{A}_s^{(+)} f_j j + (s; s) f_j^2 \quad (2.72)$$

$$(j_{A;s}^3)^{\text{inc}}_{(0)} = (1^s \mathcal{A}_s^{(+)} f_j j + (s; s) f_j^2) \mathcal{Z}^{-2} \quad (1^s b) \quad (2.73)$$

$$(j_{A;s}^3)^{\text{re}}_{(0)} = (1^s \mathcal{A}_s^{(+)} f_j j + (s; s) f_j^2) \mathcal{Z}^{-2} \quad (1^s b): \quad (2.74)$$

Moreover we also have:

$$\frac{\text{inc}}{V;s} = \frac{bg}{2 \left( \frac{2}{s} - \frac{2}{s} \right)} \quad (1^s) - \text{Re} \frac{\left( \frac{s}{2} - \frac{2}{s} \right)^2}{2 \frac{2}{s}} I_2^{(s)} \frac{(s; s)}{+ (s; s)} \quad (2.75)$$

$$\frac{\text{re}}{V;s} = \frac{bg}{2 \left( \frac{2}{s} - \frac{2}{s} \right)} \quad (1^s) - \text{Re} \frac{\left( \frac{s}{2} + \frac{2}{s} \right)^2}{2 \frac{2}{s}} I_2^{(s)} \frac{(s; s)}{+ (s; s)} \quad (2.76)$$

$$\frac{\text{inc}}{A;s} = (1^s) \frac{2}{2 + \frac{2}{s}} \text{Re} \frac{s}{s} I_2^{(s)} \frac{(s; s)}{+ (s; s)} \quad (2.77)$$

$$\frac{\text{re}}{A;s} = (1^s) \frac{2}{2 + \frac{2}{s}} \text{Re} \frac{s + \frac{2}{s}}{s} I_2^{(s)} \frac{(s; s)}{+ (s; s)} : \quad (2.78)$$

After some manipulations we obtain the explicit expression for  $R^{(s)}$ :

$$R^{(s)} = \frac{2R_s^{(0)}}{\frac{\omega_s}{1-\omega_s}} \left( \frac{\text{inc}}{V;s} - \frac{\text{re}}{V;s} - \frac{\text{inc}}{A;s} + \frac{\text{re}}{A;s} \right) i \quad (2.79)$$

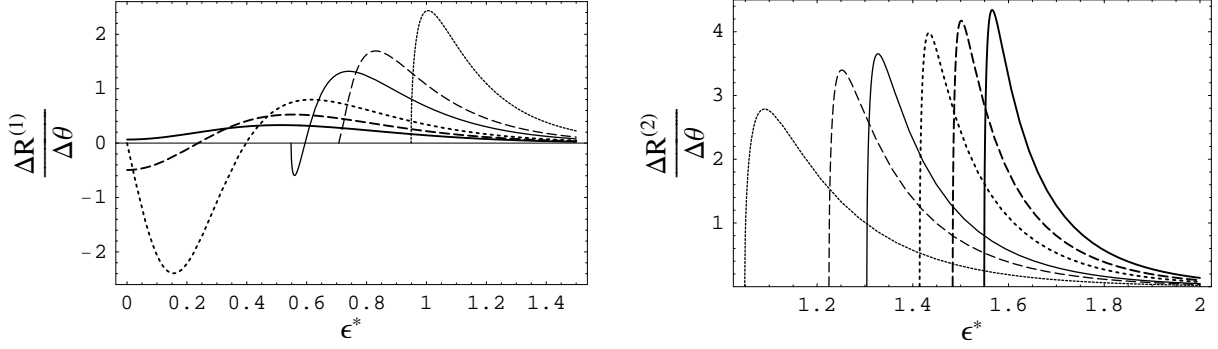


Figure 2: Case B  $\neq 0$  and  $g = f^0$ .  $R^{(s)}$  versus  $\epsilon^*$  with  $s = 1$  (left panel) and  $s = 2$  (right panel) for different values of the magnetic field. Thick solid line:  $b = 1.4$ ; thick dashed line:  $b = 1.2$ ; thick dotted line:  $b = 1$ ; thin solid line:  $b = 0.7$ ; thin dashed line:  $b = 0.5$ ; thin dotted line:  $b = 0.1$ .

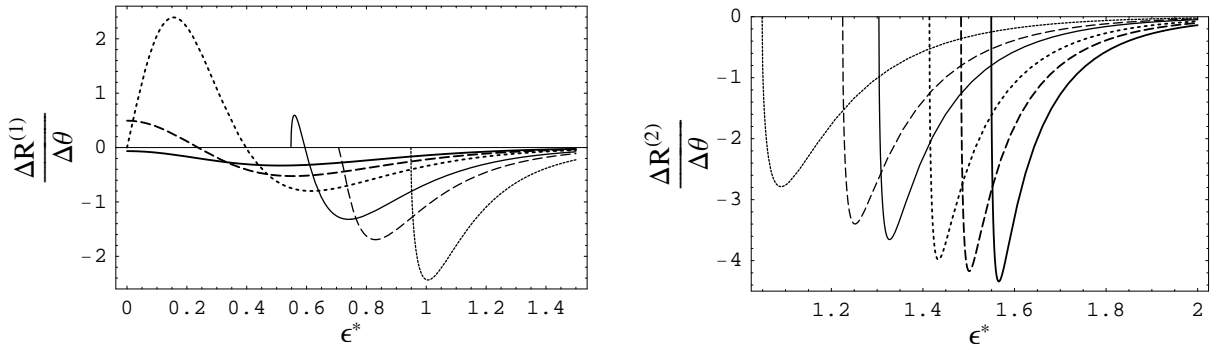


Figure 3: Case B  $\neq 0$  and  $g = f^2$ .  $R^{(s)}$  versus  $\epsilon^*$  with  $s = 1$  (left panel) and  $s = 2$  (right panel). The values of  $b$  are as in Fig. 2.

where we have defined

$$R_s^{(0)} = \frac{+ (j_{s; s})^2}{+ (j_{s; s})^2} \quad (2.80)$$

and

$$\%_s = (j_{V;s}^3)_{(0)}^{\text{inc}} = (j_{A;s}^3)_{(0)}^{\text{inc}} : \quad (2.81)$$

As for vanishing magnetic field, we consider the kink profile wall Eq. (2.65). In this case, the solutions of Eq. (2.18), the explicit expressions for  $(j_{s; s})$ , and  $R_s^{(0)}$  are the same as in Eqs. (2.66), (2.67), and (2.68) respectively with  $\epsilon$  replaced by  $s$ .

In Figs. 2 and 3 we display  $R^{(s)}$  as a function of the energy  $\epsilon^*$  with magnetic field strength  $b = ba^2 = eB/m_0^2$ . Again, we consider two different functional forms for  $g$ :  $g = f^0$  (Fig. 2) and  $g = f^2$  (Fig. 3). For definiteness sake, we display the curves for fixed wall thickness,  $a = 1$ . Again we see that the sign of  $R$  depends the functional form of  $g$ . However, unlike the previous case  $R$  for  $s = 1$  display also a rather strong dependence on energy. Moreover, we see that for high energies of incident particles,  $|j R^{(s)}|$  rapidly decreases. These figures suggest that the presence of a magnetic field can generate a reflection asymmetry between particle with spin-up ( $s = 1$ ) and spin-down ( $s = 2$ ).

### 3. Conclusions

In this paper we have discussed, within the so called non-local baryogenesis where CP-violation and baryon number violation are separated, the effects of an almost uniform magnetic field on the scattering of fermions off CP-violating domain walls. The CP-violation has been incorporated by considering a spatially varying complex mass term  $m(z)$ . We have calculated and discussed

$R$  which is of relevance in non-local baryogenesis mechanisms. In particular, we showed that a  $z$  dependent phase in  $m(z)$  implies that the reflection coefficients  $R_{L \rightarrow R}$  and  $R_{R \rightarrow L}$  are different from each other leading to  $R \neq 0$ . We have illustrated a general prescription to solve Dirac equation with a constant magnetic field treating the CP-violating effects as a perturbation with respect to a CP-conserving solutions. In particular, for kink domain walls we were able to determine the asymmetry between reflection coefficient for right-handed and left-handed fermions. We found that, at fixed wall thickness and magnetic field strength,  $R^{(s)}$  goes to zero when the energy of the incident particles approaches to infinity. Moreover, the presence of a magnetic field generates a reflection asymmetry between spin-up and spin-down particles. In particular, the effect of the magnetic field is to shift the values of  $R^{(s)}$  (with respect to the case  $B = 0$ ) towards lower energies in the case  $s = 1$ , and higher energies in the case  $s = 2$ .

As is well known, the relevant global quantity in non-local defect mediated electroweak baryogenesis is the flux of lepton number radiated by the wall. In the case of bubble walls, the flux is given by (see for instance Ref. [26, 27]):

$$L = \int \frac{d^3k}{(2\pi)^3} e^{-kT} L(k) \cos \theta_R; \quad (3.1)$$

where  $T$  is the temperature and  $L(k) = l R(k)^2$ ;  $R(k)$  is the reflection amplitude for particle of momentum  $k$ ,  $\theta_R$  is the angle of reflection off the advancing wall, and  $l$  is the lepton number. In the case of an infinitely planar wall only the motion of fermions perpendicular to the wall matter, so that we have:

$$L(B) = \int dE e^{-E/T} R(E; B); \quad (3.2)$$

where  $E$  is the energy of the scattered particle. Even though non-local baryogenesis mediated by planar kink domain walls has been never discussed in the literature, it is conceivable that Eq. (3.2) applies to planar kink domain walls. Actually, the relevant quantity for the generation of the cosmological baryon asymmetry turns out to be  $L^{\text{tot}}(B) + L^{\text{tot}}(-B)$ , where

$$L^{\text{tot}}(B) = \sum_{s=1,2} \int \frac{dE}{2} L^{(s)}(B) = \sum_{s=1,2} \int dE e^{-E/T} R^{(s)}(E; B); \quad (3.3)$$

with  $s$  the spin of the scattered particles. Indeed, it is straightforward to verify that:

$$R^{(s)}(-B) = R^{(\bar{s})}(B); \quad (3.4)$$

where  $\bar{s} = 1$  if  $s = 2$ , and  $\bar{s} = 2$  if  $s = 1$ . So that, we have:

$$L^{(s)}(B) + L^{(s)}(-B) = L^{(s)}(B) + L^{(\bar{s})}(B) = L^{\text{tot}}(B); \quad (3.5)$$

giving

$$L^{\text{tot}}(B) + L^{\text{tot}}(-B) = 2 L^{\text{tot}}(B); \quad (3.6)$$

From Figures 2 and 3 we see that, in general, the quantity  $L^{\text{tot}}(B)$  does not vanish. Thus, the total lepton number flux radiated by a planar kink wall is different than zero. However, it should be stressed that any realistic discussion of non-local baryogenesis mediated by planar kink domain walls needs a careful treatment of the baryon number violating processes.

## Appendix

### A Derivation of Equation (2.50)

In this Appendix we derive Eq. (2.50). To this end, we show that, in general, the following expression:

$$\frac{(s; i)_s}{1 + (s; i)_s} = \frac{s+1}{s} \quad (\text{A.1})$$

holds. Let us start by considering Eq. (2.18), that can be written as:

$$D D^{(s)} = [2 - (1)_b] D^{(s)}; \quad (\text{A.2})$$

where we have introduced the operator  $D = D_x + f$ . Multiplying Eq. (A.2) by  $D$ , we get

$$(D D) D^{(s)} = [2 - (1)_b] D D^{(s)}; \quad (\text{A.3})$$

The linearly independent solutions of Eq. (A.3) are  $D^{(+s)}$  and  $D^{(-s)}$ . Hence, comparing Eq. (A.2) with Eq. (A.3) we see that  $D D^{(+s)}$  can be written as a linear combination of such solutions:

$$D D^{(+s)} = K^{(+s)} D^{(+s)} + K^{(-s)} D^{(-s)}; \quad (\text{A.4})$$

In order to determine the constants  $K^{(\pm s)}$ , we observe that in the limit  $x \rightarrow +1$ , we have  $f(x) \rightarrow 1$ ,  $D^{(+s)} \rightarrow e^{sx}$ , and  $D^{(-s)} \rightarrow e^{-sx}$ . Therefore, we get  $K^{(-s)} = 0$  and  $K^{(+s)} = s$ . In other terms, we have:

$$(D_x + f) D^{(+s)} = (s) D^{(+s)}; \quad (\text{A.5})$$

Now, considering the asymptotic behavior for  $x \rightarrow 1$

$$\lim_{x \rightarrow 1} D^{(+s)}(x) = (s; i)_s e^{sx} + (s; i)_{-s} e^{-sx}; \quad (\text{A.6})$$

and taking into account the lower sign in Eq. (A.5), we have

$$\begin{aligned} (s) [(s; i)_s e^{sx} + (s; i)_{-s} e^{-sx}] \\ = (s+1) [(s; i)_s e^{sx} + (s; i)_{-s} e^{-sx}]; \end{aligned} \quad (\text{A.7})$$

Equation (A.1) follows immediately from the above relations.

We can now obtain Eq. (2.50). Inserting Eqs. (2.45) and (2.48) into Eq. (2.15) we get:

$$\begin{aligned} [s(x; )]^{\text{inc}} &= A_s^{(+)} + (s; i)_s e^{i + sx} \\ &\quad (1)_g + \frac{(1)_s (s)}{2_s} \frac{(s; i)_s}{1 + (s; i)_s} + c^{(+)} \frac{(s; i)_s}{1 + (s; i)_s} I_2^{(s)} u^s \\ &+ s + \frac{(1)_s (s)}{2_s} \frac{(s; i)_s}{1 + (s; i)_s} + c^{(+)} \frac{(s; i)_s}{1 + (s; i)_s} I_2^{(s)} u_+^s : \end{aligned} \quad (\text{A.8})$$

The first term containing  $c^{(+)}$  in Eq. (A.8) is modified taking into account Eq. (A.1)

$$\frac{(1)_s (s)}{2_s} \frac{(s; i)_s}{1 + (s; i)_s} I_2^{(s)} c^{(+)} = \frac{(1)_s (s+1)}{2_s} I_s^{(s)} c^{(+)}; \quad (\text{A.9})$$

Following the same arguments presented in Appendix of Ref. [28], we argue that  $(\mathbf{s} + \mathbf{s}) I_2^{(s)} \mathbf{c}^{(+)} = \mathbf{s}$  can be substituted with  $\mathbf{g}$ . Therefore, we have  $\mathbf{c}^{(+)} = (\mathbf{1})^s \mathbf{g} = 2$ . Moreover, the terms containing  $\mathbf{c}^{(+)}$  in Eq. (A.8) can be handled in the same manner. In conclusion we have:

$$\frac{(\mathbf{1})^s}{2 \mathbf{s}} \frac{(\mathbf{s}; \mathbf{s})}{+(\mathbf{s}; \mathbf{s})} I_2^{(s)} \mathbf{c}^{(+)} = \frac{(\mathbf{1})^s}{2(\mathbf{s})} \mathbf{g} : \quad (\text{A.10})$$

Taking into account these last results, we easily recover the wave function Eq. (2.50).

## B Derivation of Equation (2.69)

In this appendix we derive Eqs. (2.69) and (2.70). Let us consider the vectorial current  $\mathbf{j}_V =$ . After taking into account Eq.(2.50) and Eq.(2.51), it is straightforward to obtain the incident and reflected vectorial currents:

$$\begin{aligned} (\mathbf{j}_{V;s}^3)^{\text{inc}} = & 2 \mathbf{A}_s^{(+)} + (\mathbf{s}; \mathbf{s})^2 \text{Im} \frac{\mathbf{s}}{2(\mathbf{s} + \mathbf{s})} + \frac{\mathbf{b}\mathbf{g}}{2(\mathbf{s} + \mathbf{s})} + \\ & \frac{(\mathbf{1})^s}{2 \mathbf{s}} I_2^{(s)} (\mathbf{s} + \mathbf{s})^2 \frac{(\mathbf{s}; \mathbf{s})}{+(\mathbf{s}; \mathbf{s})} + \frac{(\mathbf{1})^s}{2 \mathbf{s}} I_2^{(s)} \frac{(\mathbf{s}; \mathbf{s})}{+(\mathbf{s}; \mathbf{s})} \end{aligned} \quad (\text{B.1})$$

$$\begin{aligned} (\mathbf{j}_{V;s}^3)^{\text{re}} = & 2 \mathbf{A}_s^{(+)} + (\mathbf{s}; \mathbf{s})^2 \text{Im} \frac{\mathbf{s}}{2(\mathbf{s} + \mathbf{s})} + \frac{\mathbf{b}\mathbf{g}}{2(\mathbf{s} + \mathbf{s})} + \\ & \frac{(\mathbf{1})^s}{2 \mathbf{s}} I_2^{(s)} (\mathbf{s} + \mathbf{s})^2 \frac{(\mathbf{s}; \mathbf{s})}{+(\mathbf{s}; \mathbf{s})} + \frac{(\mathbf{1})^s}{2 \mathbf{s}} I_2^{(s)} \frac{(\mathbf{s}; \mathbf{s})}{+(\mathbf{s}; \mathbf{s})} : \end{aligned} \quad (\text{B.2})$$

The axial currents  $\mathbf{j}_A =$  can be handled in the same way. We have:

$$(\mathbf{j}_{A;s}^3)^{\text{inc}} = (\mathbf{1})^{s+1} 2 \mathbf{A}_s^{(+)} + (\mathbf{s}; \mathbf{s})^2 2 \frac{(\mathbf{1})^s \mathbf{b}}{2} + (\mathbf{1})^s 2 \text{Re} I_2^{(s)} \frac{\mathbf{s}}{\mathbf{s}} \frac{(\mathbf{s}; \mathbf{s})}{+(\mathbf{s}; \mathbf{s})} \quad (\text{B.3})$$

$$(\mathbf{j}_{A;s}^3)^{\text{re}} = (\mathbf{1})^{s+1} 2 \mathbf{A}_s^{(+)} + (\mathbf{s}; \mathbf{s})^2 2 \frac{(\mathbf{1})^s \mathbf{b}}{2} + (\mathbf{1})^s 2 \text{Re} I_2^{(s)} \frac{\mathbf{s} + \mathbf{s}}{\mathbf{s}} \frac{(\mathbf{s}; \mathbf{s})}{+(\mathbf{s}; \mathbf{s})} : \quad (\text{B.4})$$

Our goal is to show that:

$$(\mathbf{j}_{V;s}^3)^{\text{inc}} = (\mathbf{j}_{V;s}^3)_{(0)}^{\text{inc}} (1 + \frac{\text{inc}}{V;s}) \quad (\text{B.5})$$

with  $(\mathbf{j}_V^3)_{(0)}^{\text{inc}}$  and  $\frac{\text{inc}}{V}$  given by Eq.(2.71) and Eq.(2.75) respectively, since the other cases can be obtained similarly. We observe that Eq.(B.1) can be written as Eq.(B.5) once we put:

$$(\mathbf{j}_{V;s}^3)_{(0)}^{\text{inc}} = 2 \mathbf{A}_s^{+} j_+ + (\mathbf{s}; \mathbf{s})^2 \text{Im} (\mathbf{s}) = 2 i \mathbf{s} \mathbf{A}_s^{+} j_+ + (\mathbf{s}; \mathbf{s})^2 j_+ ; \quad (\text{B.6})$$

and

$$\begin{aligned} \frac{inc}{V;s} &= \frac{1}{j_s j} \operatorname{Im} \left( \frac{bg}{2(s)} \right) + (1)^s \frac{z}{2s} - (1)^s \frac{(s+)^2}{2s} z \\ &= \frac{1}{j_s j} \operatorname{Im} \left( \frac{(1)^s}{2s} \right) - (1)^s \frac{bg}{2(s)} + z \frac{(s+)^2}{2} z ; \end{aligned} \quad (B.7)$$

where

$$z = I_2^{(s)} \frac{(s; s)}{+(s; s)} : \quad (B.8)$$

Indeed, Eq. (B.6) coincides with Eq. (2.71). To obtain Eq. (2.76) we note that, given a real number  $a$ , we have  $\operatorname{Im}(iaz) = a\operatorname{Re}$ . So that, we can write Eq. (B.7) as:

$$\frac{inc}{V;s} = \frac{(1)^s}{2j_s j} \operatorname{Re} \left( \frac{(1)^s s bg}{2(s)} \right) + z \frac{s+}{2} z : \quad (B.9)$$

Observing that  $\operatorname{Re}[s+(s)] = j_s = (s)^2 j$ , we have

$$\frac{inc}{V;s} = \frac{bg}{2j_s^2} + \frac{(1)^s}{2j_s j} \operatorname{Re} z \frac{s+}{2} z : \quad (B.10)$$

On the other hand

$$\operatorname{Re} \frac{s+}{2} z = \frac{j_s^2}{2} \operatorname{Re}[z] + \frac{2j_s j}{2} \operatorname{Im}[z] ; \quad (B.11)$$

whereupon

$$\frac{inc}{V;s} = \frac{bg}{2j_s^2} + \frac{(1)^s}{2j_s^2} \frac{j_s^2 + j_s^2}{2} \operatorname{Re}[z] - \frac{2j_s j}{2} \operatorname{Im}[z] : \quad (B.12)$$

Finally, after taking into account that:

$$\frac{j_s^2 + j_s^2}{2j_s j} \operatorname{Re}[z] + \operatorname{Re}[iz] = \operatorname{Re} \frac{(s)}{2j_s j} z ; \quad (B.13)$$

we recast Eq. (B.12) into:

$$\frac{inc}{V;s} = \frac{bg}{2(s)} - \operatorname{Re} \frac{(s)}{2s} I_2^{(s)} \frac{(s; s)}{+(s; s)} ; \quad (B.14)$$

which indeed agrees with Eq. (2.75).

## References

- [1] A. D. Sakharov, *Pis'ma Zh. Eksp. Teor. Fiz.* 5, 32 (1967) [*JETP Lett.* 5, 24 (1967)].
- [2] M. Trodden, *Rev. Mod. Phys.* 71, 1463 (1999).
- [3] G. 't Hooft, *Phys. Rev. Lett.* 37, 8 (1976); *Phys. Rev. D* 14, 3432 (1976).
- [4] N. Manton, *Phys. Rev. D* 28, 2019 (1983).
- [5] E. W. Kolb and M. S. Turner, *The Early Universe*, Addison-Wesley, N.Y. (1990).
- [6] S. M. Barr, G. Segre, and H. A. Weldon, *Phys. Rev. D* 20, 2494 (1979).
- [7] C. L. Bennet et al., *Astroph. J. Suppl.* 148, 1 (2003).
- [8] K. Hagiwara et al. [Particle data Group Collaboration], *Phys. Rev. D* 66, 010001 (2002).
- [9] Z. Fodor, *Nucl. Phys. B (Proc. Supl.)* 84, 121 (2000).
- [10] T. W. Kibble, *J. of Phys. A* 9, 1387 (1976); *Phys. Rep.* 67, 183 (1980).
- [11] Y. B. Zel'dovich, I. Y. Kobzarev, and L. B. Okun, *Zh. Eksp. Teor. Fiz.* 67, 3 (1974).
- [12] P. Cea and L. Tedesco, *Phys. Lett. B* 450, 61 (1999); P. Cea and L. Tedesco, *J. Phys. G* 26, 411 (2000).
- [13] M. Giovannini, *Int. J. Mod. Phys. D* 13, 391 (2004); J. P. Valle, *New Astr. Rev.* 48, 763 (2004); L. M. Widrow, *Rev. Mod. Phys.* 74, 775 (2003); R. Banerjee and K. Jedamzik, *Phys. Rev. Lett.* 91, 251301 (2003); R. Banerjee and K. Jedamzik, *Phys. Rev. D* 70, 123003 (2004); D. Grasso and H. R. Rubinstein, *Phys. Rept.* 348, 163 (2001); K. Enqvist, *Int. J. Mod. Phys. D* 7, 331 (1998); P. P. Kronberg, *Rep. Prog. Phys.* 57, 325 (1994).
- [14] A. Kosowsky and A. Loeb, *Astrophys. J.* 469, 1 (1996); L. Campanelli, A. D. Dolgov, M. Giannotti, and F. L. Villante, *Astrophys. J.* 616, 1 (2004); M. Giovannini, *Phys. Rev. D* 70, 123507 (2004); A. Lewis, *Phys. Rev. D* 70, 043011 (2004); A. D. Dolgov, *astro-ph/0503447*; T. Kahniashvili and B. Ratra, *astro-ph/0503709*.
- [15] A. D. Dolgov, *astro-ph/0306443*, and references therein.
- [16] T. Vachaspati, *Phys. Lett. B* 265, 258 (1991); M. Hindmarsh and A. Everett, *Phys. Rev. D* 58, 103505 (1998); O. Tomkvist, *Phys. Rev. D* 58, 043501 (1998).
- [17] D. Boyanovsky, H. J. de Vega, and M. Simionato, *Phys. Rev. D* 67, 023502 (2003); *Phys. Rev. D* 67, 123505 (2003).
- [18] P. Elmfors, K. Enqvist, and K. Kainulainen, *Phys. Lett. B* 440, 269 (1998); M. Giovannini and M. E. Shaposhnikov, *Phys. Rev. D* 57, 2186 (1998).
- [19] A. Vilenkin and E. P. S. Shellard, *Cosmic Strings and other Topological Defects* (Cambridge University Press, Cambridge, England, 1994).
- [20] A. Iwazaki, *Phys. Rev. D* 56, 2435 (1997).
- [21] L. Campanelli, P. Cea, G. L. Fogli, and L. Tedesco, *Phys. Rev. D* 65, 085004 (2002); *Int. J. Mod. Phys. D* 12, 1385 (2003); *Int. J. Mod. Phys. D* 13, 65 (2004); *astro-ph/0309266*, accepted for publication in *Int. J. Mod. Phys. D*.



- [22] L. Campanelli, Phys. Rev. D 70, 116008 (2004); D. Stojkovic, Phys. Rev. D 63, 025010 (2001); R. Jackiw and C. Rebbi, Phys. Rev. D 13, 3398 (1976); C. G. Callan and J. A. Harvey, Nucl. Phys. B 250, 427 (1985); G. R. Farrar and J. W. McIntosh, Phys. Rev. D 51, 5889 (1995); P. Cea, G. L. Fogli, and L. Tedesco, Mod. Phys. Lett. A 15, 1755 (2000); A. Ayala, J. Jalilian-Marian, L. D. McLerran, and A. P. Visher, Phys. Rev. D 49, 5559 (1994); J. Besprosvany and A. Ayala, hep-ph/0503284.
- [23] L. Campanelli, G. L. Fogli, and L. Tedesco, Phys. Rev. D 70, 083502 (2004).
- [24] A. Ayala, G. Piccinelli, and G. Pallares, Phys. Rev. D 66, 103503 (2002); A. Ayala and J. Besprosvany, Nucl. Phys. B 651, 211 (2003).
- [25] G. Piccinelli and A. Ayala, Lect. Notes Phys. 646, 293 (2004).
- [26] A. Cohen, D. Kaplan, and A. Nelson, Phys. Lett. B 245, 561 (1990); Nucl. Phys. B 349, 727 (1991); M. Joyce, T. Prokopec, and N. Turok, Phys. Lett. B 338, 269 (1994); Phys. Rev. Lett. 75, 1695 (1995).
- [27] A. Nelson, D. Kaplan, and A. Cohen, Nucl. Phys. B 373, 453 (1992).
- [28] K. Funakubo, A. Kakuto, S. Otsuki, K. Takenaga, and F. Toyoda, Phys. Rev. D 50, 1105 (1994); hep-ph/9405422; hep-ph/9407207; K. Funakubo, A. Kakuto, S. Otsuki, and F. Toyoda, Prog. Theor. Phys. 95, 929 (1996).
- [29] R. Courant and D. Hilbert, Methods of Mathematical Physics (Interscience, New York, 1953).