

# Three Dimensional Evolution of a Relativistic Current Sheet : Triggering of Magnetic Reconnection by the Guide Field

S. Zenitani and M. Hoshino

Department of Earth and Planetary Science,  
University of Tokyo, 7-3-1, Hongo, Bunkyo, Tokyo,  
113-0033 Japan; zenitani@eps.s.u-tokyo.ac.jp

(Dated: May 16, 2019)

## Abstract

The linear and non-linear evolution of a relativistic current sheet of pair ( $e^+e^-$ ) plasmas is investigated by three-dimensional particle-in-cell simulations. In a Harris configuration, it is obtained that the magnetic energy is fast dissipated by the relativistic drift kink instability (RDKI). However, when a current-aligned magnetic field (the so-called "guide field") is introduced, the RDKI is stabilized by the magnetic tension force and it separates into two obliquely-propagating modes, which we call the relativistic drift-kink-tearing instability (RDKTI). These two waves deform the current sheet so that they trigger relativistic magnetic reconnection at a crossover thinning point. Since relativistic reconnection produces a lot of non-thermal particles, the guide field is of critical importance to study the energetics of a relativistic current sheet.

PACS numbers: 98.70.Sa, 97.60.Gb, 52.27.Ny, 52.35.Vd

It is widely believed that plasma heating and particle acceleration occur in a wide variety of plasma regions that contain magnetic fields. A current sheet structure where the magnetic field polarity changes its direction is one of the most fundamental structures among them. Importantly, when two groups of magnetic field lines with opposite polarities meet each other around the current sheet, magnetic reconnection takes place and then it explosively dissipates the magnetic energy into the kinetic energy of plasmas. In fact, reconnection is accepted as a main player in stellar and solar flares [1] and storms in the Earth's magnetosphere [2]. The theory of reconnection has often been studied in a current sheet with anti-parallel field lines but it is possible that field lines are somehow "twisted" and so the system with a finite amplitude of a current-aligned magnetic field (the so-called "guide field") has recently been investigated by three-dimensional (3D) simulations [3, 4, 5, 6, 7]. Magnetic reconnection processes are also important in high-energy astrophysical contexts; the jets from active galactic nuclei [8, 9, 10], pulsar wind [11, 12] and probably gamma-ray bursts [13]. Particularly in the Crab Nebula, it has been a long-standing problem (the so-called "problem") how originally Poynting-dominated plasmas [14] are converted into kinetic-dominated plasmas [15] in the relativistic outflow from the neutron star. The most promising solution is relativistic magnetic reconnection [16] in the striped current sheets [11].

However, reconnection processes in such a relativistic hot electron plasma (the plasma temperature  $T$  is larger than the rest mass energy:  $T \gg m c^2$ ) has been poorly understood. Recently, 2D particle simulations of relativistic magnetic reconnection in such a relativistic current sheet (hereafter RCS) were carried out [17, 18] and enhanced dc acceleration is found around the X-type region. One important point is that a lot of magnetic energy can be converted into non-thermal energy of plasmas due to the relativistic inertia effect. By the way, a RCS is extremely unstable to the relativistic drift kink instability (RDKI) [19], a relativistic extension of the drift kink instability (DKI) [20, 21, 22], whose wave vector is normal to 2D reconnection plane. It is important that the RDKI mainly dissipates magnetic energy into plasma heat rather than non-thermal energy, while relativistic reconnection converts magnetic energy into non-thermal energy. The effect of the guide field in a RCS has never been investigated in 3D/2D.

We have performed 3D particle-in-cell simulations to explore linear/nonlinear evolution of a RCS, firstly taking into account the guide field effect. The system consists of  $256^3$

grids. Periodic boundaries in the  $x$ ,  $y$  and  $z$  directions and with double current sheets are considered in the  $z$  direction. The half width of the current sheet is set to 10 grids so that the boundaries are located at  $x = \pm 12.8$ ,  $y = \pm 12.8$  and  $z = \pm 6.4$  in unit of  $\lambda_D$ . Also, time is normalized by the light transit time  $t_c = \lambda_D/c$ . We take a relativistic Harris model as the initial current sheet configuration [12]. The magnetic field and their distribution functions are described by  $B_x = B_0 \tanh(z)$ ,  $B_y = B_0 f / n(z) \exp[-f^2 / (2u^2)] + n_{bg} \exp(-f^2 / 2u^2)$  and  $n(z) = n_0 \cosh^{-2}(z)$ , where  $B_0$  is the magnitude of anti-parallel component of the magnetic field in the lobe (the background region),  $f$  is the relative amplitude of the guide field to the reversed field,  $n_0$  is the number density of plasma in the current sheet,  $n_{bg}$  is the number density of plasma as in the lobe,  $u = v/c$  are the drift velocities for each species;  $u_+ = u$  for positrons,  $u_- = -u$  for electrons,  $f = [1 - (v/c)^2]^{1/2}$ ,  $f^2$  is the particle energy and  $u$  is the four velocity of  $u = [1 - (v/c)^2]^{-1/2} v$ . We investigate two cases of  $\beta = 0$  (Run A) and  $\beta = 0.5$  (Run B). We set  $T = m c^2$  and  $\beta = 0.3$ . The total number of super particles is  $5 \times 10^6$  and we set the plasma density to  $n_0 = 80$  (pairs) and  $n_{bg} = 4$  (pairs) per one grid so that  $n_{bg}/n_0 = 0.05$ . The total energy is conserved within an error of 0.5% throughout the simulation runs.

First, we present a result of Run A without guide field. A snapshot at  $t = 80$  is presented in panel (a) in Fig. 1. The evolution of the RCS is similar to that of our 2D RD KI study [19], including profiles of perturbed physical properties. The wave-number of the most dominant mode is  $k_y = 0.74$  (mode 3) and its growth rate is  $\gamma_1/\omega_c = 0.02$ , where  $\omega_c$  is the gyro-frequency;  $\gamma_1/\omega_c = \gamma_1/\omega_c = (eB_0)/(mc)$ ,  $\gamma$  is the Lorentz factor for typical particle energy. In the 2D work, the growth rate has its peak around  $k_y = 0.7 - 0.8$  at  $\gamma_1/\omega_c = 0.03 - 0.04$ . After this stage, the RCS becomes folded, turns into the non-linear stage and then mixed into the turbulent state. Because of the limited simulation height in  $z$ , some plasmas are also mixed across the  $z$  boundaries. Finally, 90% of the magnetic energy is dissipated into the particle energy. Fig. 2 shows energy spectra of 3D runs. For Run A, three stages ( $t = 0; 80; 140$ ) are presented. In later time of  $t = 140$ , one can recognize a high-energy tail due to the particle acceleration inside folded current sheet. More importantly, plasmas are heated throughout the late-time mixing stage of the RD KI. The transportation across the  $z$  boundaries provides no significant change between 2D and 3D in the spectra. We think that the observed growth rate becomes slower than that of 2D due to the limited system size in  $z$ . Note that it is still faster than that of 2D reconnection ( $\gamma_1/\omega_c = 0.011$ ). Since the RD KI grows faster when

From  $T \propto m c^2$  [19], we conclude that the RD KI is a dominant process in a RCS. Again, magnetic dissipation and plasma heating by the RD KI would be the main signature of a RCS.

Next, we show results of Run B with a finite amplitude of the guide field  $B_y = 0.5B_0$ . Snapshots at two stages ( $t = 120$  and  $160$ ) are presented in panels (b), (c) and (d) in Fig. 1. Instead of the RD KI, a flute-like mode whose wavevector is  $k_1 = (0.25; 0.25)$ , is observed on the upper side of the RCS at  $t = 120$  in Fig. 1 (b). Similar flute mode is observed on the lower side, too, but its wavevector is in different direction:  $k_2 = (0.25; -0.25)$ . In order to take a clear look at this lower-side mode, we present cross-sections at  $z = -1$  in panels (b) and (c). Snapshots at  $t = 160$  are presented in panels (c) and (d) in Fig. 1. Due to the two flute modes, the RCS is so modulated that a plasma density hole appears at the center. In panel (d), cross-sections of the RCS at  $x; y; z = 0$  and typical magnetic field lines are presented. Due to the enhanced thinning and accompanying electric fields  $E_y$ , magnetic reconnection is triggered around the center of the simulation box. The typical speed of reconnection jets is up to  $0.46c$ . The outflow plasmas are transported into the O-point(s) around  $(x; y) = (\pm 12.8; 0)$ . Then, since magnetic field mainly consists of the guide field component inside the RCS, they are dissipated along the O-line region around  $x = \pm 12.8$ . The dense region around  $(x; y) = (0; \pm 12.8)$  is the remnant of the thick point of the RCS, where two obliquely-propagating modes are linked. Energy spectra in Run B are also presented in Fig. 2. The oblique mode itself has few effect on the spectra, however, after relativistic reconnection starts, strong enhancement of the non-thermal tail is observed due to the particle acceleration around the X-type region [17, 18].

Along with 3D work, we have studied an effect of the guide field using several sets of 2D particle simulations ( $j_j = 0; 0.25; 0.5; 1.0$ ). It is obtained that reconnection in the  $xz$  plane grows slower when larger  $j_j$  is set, while we were unable to observe the RD KI in the  $yz$  plane when  $j_j$  exceeds some critical value ( $j_j \gtrsim 0.5$ ). We found that this is due to the magnetic tension effect. When  $\beta = 0$ , magnetic field lines are always parallel to the wavefronts of the instability and so they cannot be bent (no tension force) but when the guide field is introduced, the RD KI will be opposed by the tension force of current-aligned field lines.

In order to study the obliquely-propagating modes in Run B, we investigate eigen functions and their linear growth rate of instabilities in the RCS. The relativistic two-fluid equations are linearized, assuming that perturbations are given by  $\delta f / f(z) \exp(ik_x x +$

$ik_y y - i!t)$ . The obtained growth rate ( $!_i = \omega_i$ ) are presented in contour maps in Fig. 3 for two cases of  $\beta = 0; 0.5$ . In these maps, reconnection (tearing mode) is plotted along the  $k_x$  axis and the RDKI is plotted along the  $k_y$  axis. We mention that all of the obtained modes are purely growing and that growth rate for  $(k_x; k_y)$  are equal to the rate for  $(-k_x; -k_y)$  because of the symmetry. In Fig. 3 (a), the RDKI or its neighbor of the relativistic drift sausage instability (RDSI) has the maximum growth rate in  $k_x = 0$  while we obtain the dominant mode at  $(k_x; k_y) = (0; 0.74)$  in the 3D simulation. We note that these instabilities are damped by the kinetic effect in shorter wavelength of  $k_j \lesssim 1$ , where the fluid theory is not valid. Because of the similarity of the eigen profiles and growth rates, it is natural to say that the oblique modes are intermediate mode between the RDKI/RDSI and the tearing instability. Hereafter we shall call them the "relativistic drift-kink-tearing instability" (RDKTI), the oblique extension of the RDKI/RDSI driven by  $k$ -aligned component of the current. Since the RDKTI mode is weakly stabilized by the field lines and since its driving force is weaker, the RDKTI grows slower than relevant RDKI/RDSI in a RCS with exact anti-parallel fields. When we set larger  $j_j$ , the RDKI/RDSI along the  $k_y$  axis become slower due to the magnetic tension of stronger guide field. Instead, two branches of the RDKTI for  $k = (k_x; k_y)$  become dominant, or, in other word, the RDKI/RDSI separates into two branches of oblique RDKTI waves. Fig. 3 (b) shows growth rate in case of  $\beta = 0.5$ . As obtained by supplemental 2D runs, the RDKI along the  $k_y$  axis is stabilized by the magnetic tension. The right panel in Fig. 4 shows eigen profiles of density perturbation for  $k = (0.25; 0.25)$ . They are highly asymmetric in  $z$ ; a mode for  $k_1 = (0.25; 0.25)$  has its peak in the upper side of the RCS while the other one for  $k_2 = (0.25; -0.25)$  has its peak in the lower side. Such asymmetry is explained by "twisted" effect of background magnetic fields. In case of the mode for  $k_1$ , the magnetic field is quasi-perpendicular to  $k_1$  in the upper side of the RCS so that its tension can be neglected. On the contrary, the field is quasi-parallel to  $k_1$  in the lower side, so that the mode is opposed by strong magnetic tension. The RDKTI for  $k_2$  is an upside-down mirror of the RDKTI for  $k_1$  because of the physical symmetry. As a result, we observe two dominant RDKTI modes: one for  $k_1$  in the upper side and the other for  $k_2$  in the lower side of the RCS. As larger  $j_j$  is set, an angle between two oblique wave-vectors (such as  $k_1$  and  $k_2$ ) becomes wider in accordance with the lobe magnetic field lines. In such cases, the RDKTI grows slower because of stronger magnetic tension.

The secondary relativistic reconnection is triggered by the RD K T I in its non-linear stage. Since two dominant RD K T I modes are in different direction, the deformed RCS become very thin at the cross-over point where both the upper and the lower RD K T I wave press the RCS. This mechanism is illustrated in Fig. 4. In addition to this enhanced thinning effect, accompanying electric fields  $E_y$  and the heated plasma due to the RD K T I also contribute to the triggering of reconnection. Once reconnection broke up, it continue to grow and then particle acceleration takes place near the reconnecting region. It produces more nonthermal particles due to the direct particle acceleration in the reconnection region [17, 18]. In Run B, there are two crossover thinning points { one is around  $(x; y) = (0; 0)$  and the other is around  $(x; y) = (12.8; -12.8)$  but reconnection at the former crossover point prevents the latter point from fast growing. This is because plasmas from the former reconnection jets are transported into the latter point along the magnetic field lines  $B_y$  near  $x = 12.8$ .

Finally, we discuss our system size limitations. The most dominant RD K I has mode  $(1; -1)$  in Run B. Since smaller-wavelength RD K T I modes are suppressed by the kinetic effect and since larger-wavelength RD K T I modes has smaller growth rate in Fig. 3 (b), the obtained modes would be roughly correct and the triggering mechanism of reconnection would not change. The global evolution of the RCS still remains unclear. One possibility is that multiple reconnection regions evolve into one big reconnection region, and then higher energetic particles will be produced in the wider acceleration region. Another possibility is that many reconnection regions grow and that the system becomes turbulent, which may contribute to statistical acceleration or thermalization. It should be further investigated by larger particle simulations or two-fluid relativistic MHD simulations.

Let us summarize this paper. Considering the effect of the guide field, we present the following two scenarios in a RCS. One is plasma heating by the RD K I in an anti-parallel case without the guide field. The other is non-thermal acceleration by secondary reconnection in a twisted case with the guide field. In this case, magnetic reconnection is triggered by the coupling of two RD K T I waves, which is separated from the RD K I/RD S I. It should be noted that slight difference in magnetic field topology have great influence on the destination of the magnetic energy: plasma thermal energy or non-thermal energy.

The authors are grateful to Dr. T. Yokoyama and Dr. A. Miura for fruitful discussions. This work was supported by facilities of JAXA and the Solar-Terrestrial Environment

- [1] E. N. Parker 1957, *J. Geophys. Res.*, 62, 509
- [2] J. W. Dungey 1961, *Phys. Rev. Lett.*, 6, 47
- [3] J. F. Drake, M. Swisdak, C. Cattell, M. A. Shay, B. N. Rogers and A. Zeiler 2003, *Science*, 299, 873
- [4] P. Ricci, G. Lapenta and J. U. Brackbill 2003, *Phys. Plasmas*, 10, 3554
- [5] I. Silin and J. Buchner 2003, *Phys. Plasmas*, 10, 3561
- [6] P. L. Pritchett and F. V. Coroniti 2004, *J. Geophys. Res.*, 109, 1220
- [7] K. G. Tanaka, I. Shinohara and M. Fujimoto, *Geophys. Res. Lett.*, 31, 22806
- [8] T. Di Matteo 1998, *MNRAS*, 299, L15
- [9] H. Lesch and G. T. Birk 1998, *ApJ*, 499, 167
- [10] D. A. Larrabee, R. V. E. Lovelace and M. M. Romanova 2003, *ApJ*, 586, 72
- [11] F. V. Coroniti 1990, *ApJ*, 349, 538
- [12] J. G. Kirk and O. Skjærseth 2003, *ApJ*, 591, 366
- [13] G. Drenkhahn and H. C. Spruit 2002, *Astron. Astrophys.*, 391, 1141
- [14] J. Arons 1979, *Space Sci. Rev.*, 24, 437
- [15] C. F. Kennel and F. V. Coroniti 1984, *ApJ*, 283, 694
- [16] E. G. Blackman and G. B. Field 1994, *Phys. Rev. Lett.*, 52, 93
- [17] S. Zenitani and M. Hoshino 2001, *ApJ*, 562, L63
- [18] C. H. Jaroschek, R. A. Treumann, H. Lesch and M. Scholer 2004, *Phys. Plasmas*, 11, 1151
- [19] S. Zenitani and M. Hoshino 2005, *ApJ*, 618, L111
- [20] Z. Zhu and R. M. Winglee 1996, *J. Geophys. Res.*, 101, 4885
- [21] P. L. Pritchett, F. V. Coroniti and V. K. Decyk 1996, *J. Geophys. Res.*, 101, 27413
- [22] W. Daughton 1998, *J. Geophys. Res.*, 103, 29429

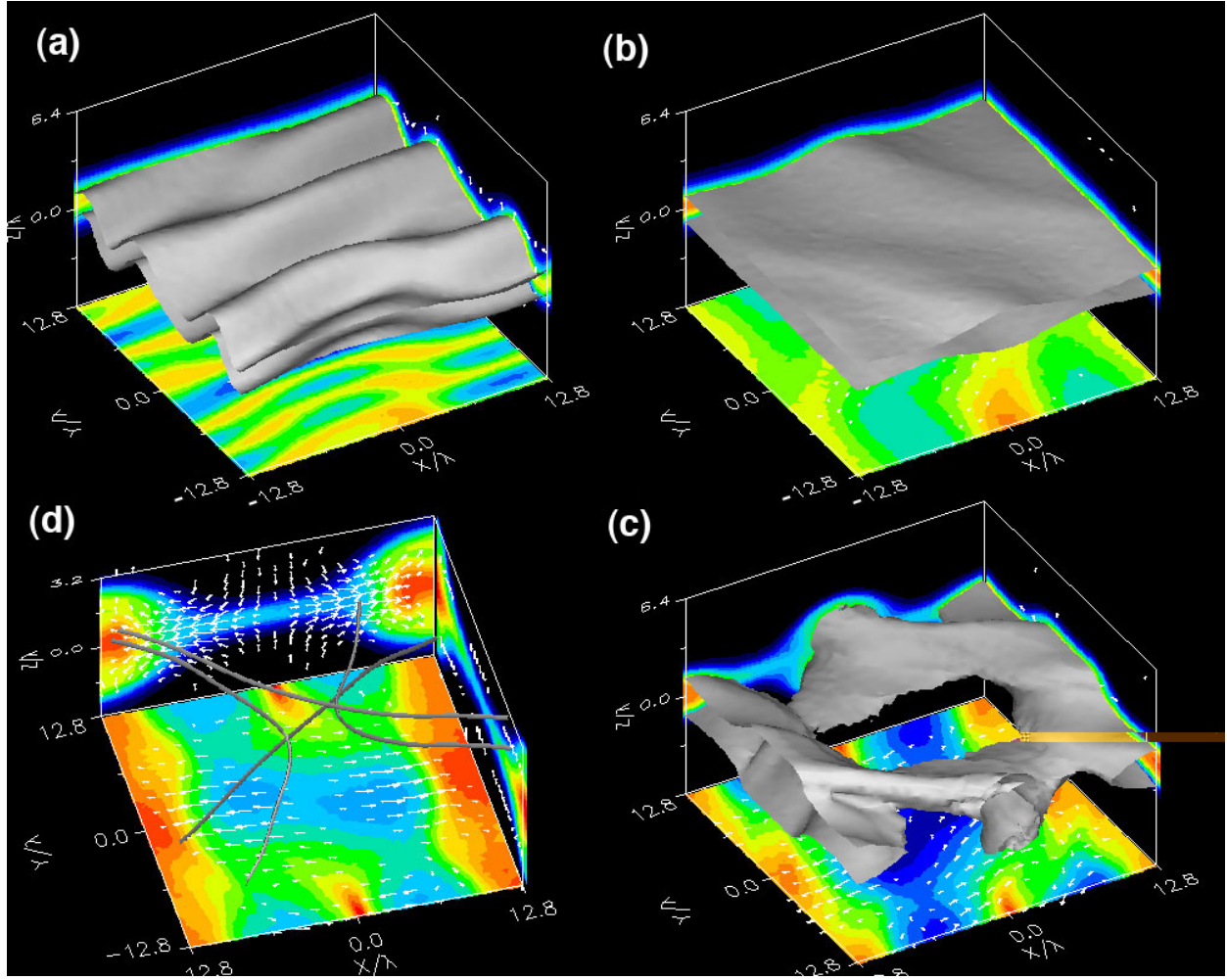


FIG . 1: (Color) (a) Snapshot of the current sheet in Run A ( $\beta = 0$ ) at  $t = 80$ . Two gray surfaces show  $n = 2=3n_0$ . The plasma density at the neutral plane ( $z = 0$ ) is projected into the bottom roof, with color from blue (empty) to red (dense;  $n \leq 1.2n_0$ ). The white arrow shows plasma flow. The light speed ( $v = c$ ) is projected to the length of 4. (b) Snapshot of the current sheet in Run B with a guide field configuration ( $\beta = 0.5$ ) at  $t = 120$ . Two gray surfaces show  $n = 2=3n_0$  and the plasma density under the neutral plane ( $z = -1$ ) is presented in color in the bottom roof. (c) Snapshot at  $t = 160$  in Run B. (d) Another snapshot at  $t = 160$  in Run B, with typical magnetic field lines. Three projections show cross-sections at  $x/y/z = 0$ .



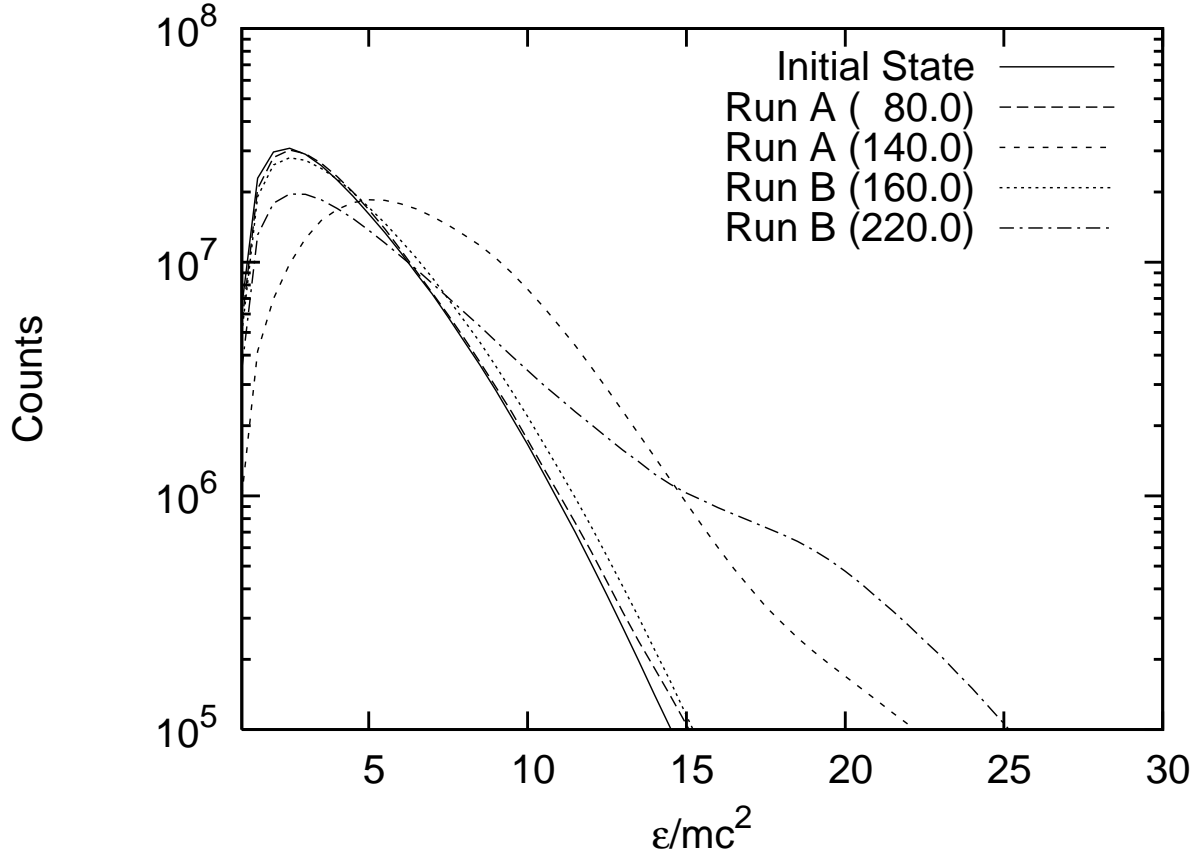


FIG .2: Energy spectra observed in Runs A and B .The initial state (the same in both two runs) and two typical stages for each runs are selected . Time is normalized by  $\tau_c$  and particle energy is normalized by  $mc^2$  .

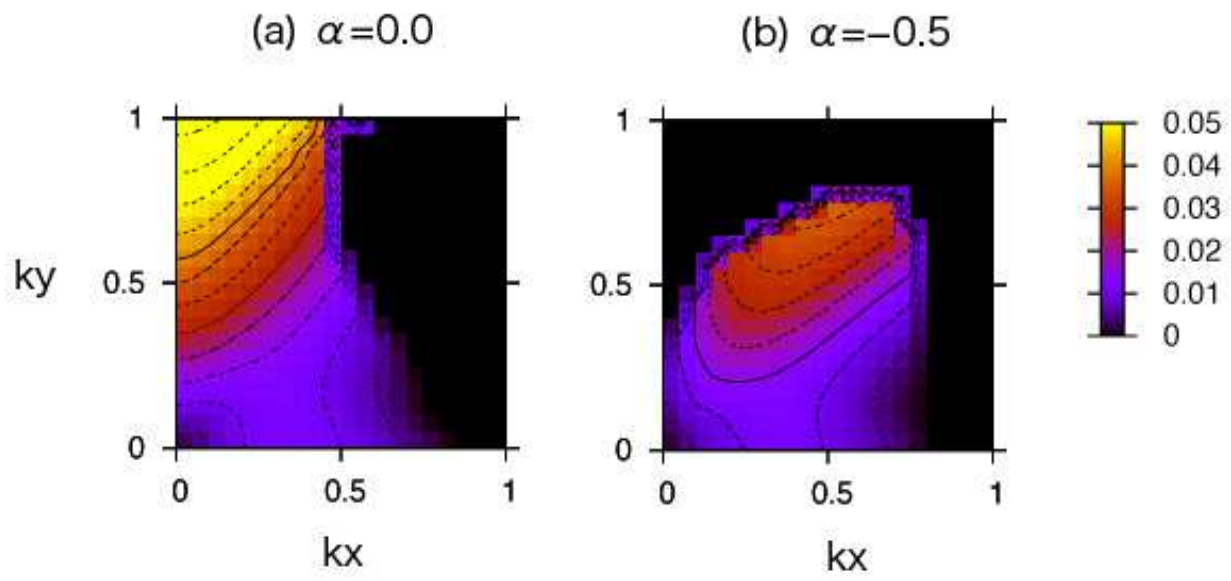


FIG. 3: Growth rate ( $\gamma_i = \text{Im}(\omega_i)$ ) of the instabilities in wave-vector spaces of  $(0 \leq k_x \leq 1; 0 \leq k_y \leq 1)$ . (a)  $\alpha = 0$  and (b)  $\alpha = -0.5$ .

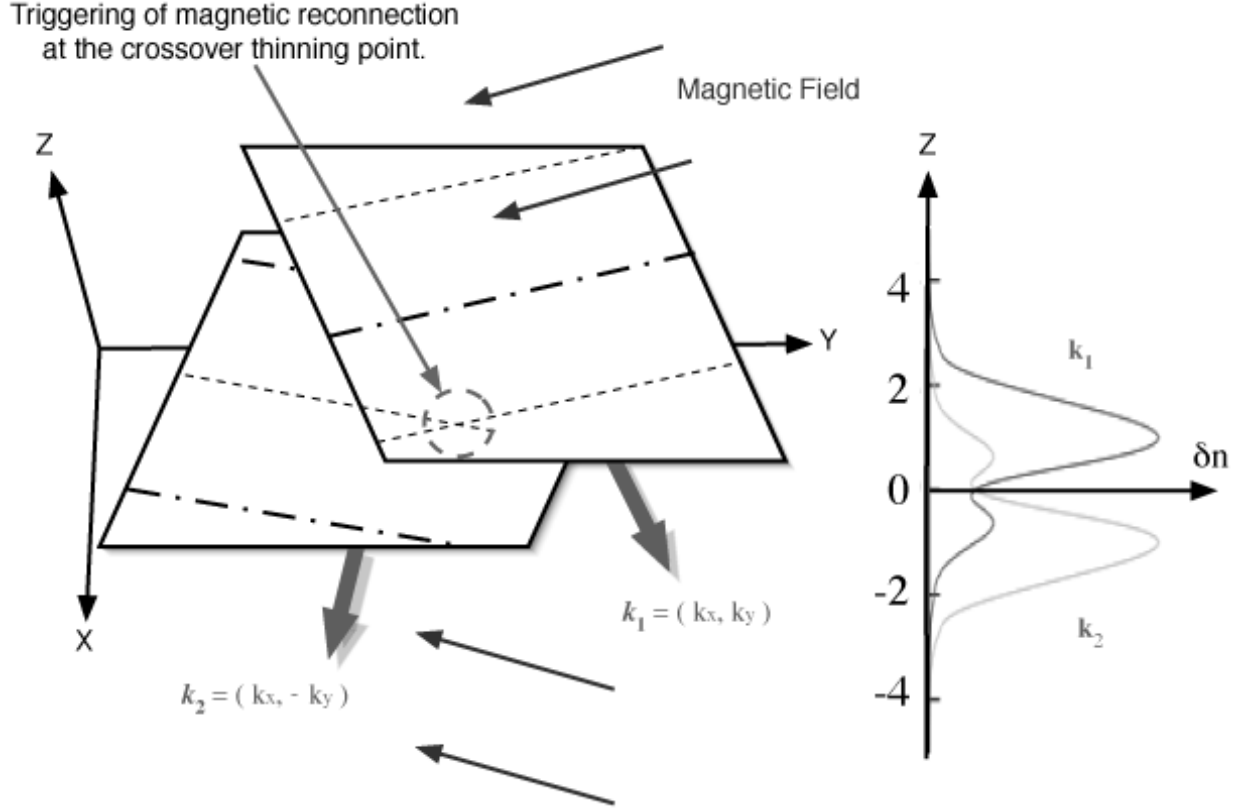


FIG . 4: Left: A schematic illustration of obliquely-propagating modes and the triggering mechanism of magnetic reconnection. Right: eigen profiles of the relativistic drift-kink-tearing modes. A gray line stands for  $k_1 = (0.25; 0.25)$  and a light gray line shows its partner:  $k_2 = (0.25; -0.25)$ .