

# SOFT GAMMA-RAY BURSTS IN THE BATSE DATA


YA.TIKHOMIROVA<sup>1</sup>, B.E.STERN<sup>2,1</sup>,  
A.KOZYREVA<sup>3</sup>, J.POUTANEN<sup>4</sup>

<sup>1</sup> *Astro Space Centre of Lebedev Physical Institute,  
Profsoyuznaya 84/32, Moscow 117997, Russia;*

<sup>2</sup> *Institute for Nuclear Research, Moscow, Russia;*

<sup>3</sup> *Sternberg Astronomical Institute, Moscow, Russia;*

<sup>4</sup> *Astronomy Division, FIN-90014 University of Oulu, Finland*



We performed the scan of the BATSE DISCLA records inspecting 25-50 keV range to pick up soft GRBs. We applied the same technique as in our previous (Stern et al. 2001)<sup>1</sup> scan in the 50-300 keV range. We scanned about 1.8 year of the data and found 30 new gamma-ray burst (GRB)s. The total number of soft GRBs in the BATSE data, with the count rate in the 25-50 keV range higher than in the 50-300 keV range, is only 4%. There are about two extremely soft events per year which are invisible about 50 keV and which could constitute a new class of events separate from the GRB phenomenon. We also show that X-ray flashes (XRFs) detected by BeppoSAX have a hardness ratio very similar to that of normal GRBs, supporting a view that XRFs and GRBs are a single phenomenon with a wide spectral variety.

## 1 Introduction

Observations of the prompt gamma-ray bursts (GRBs) emission by different instruments show that their spectra can extend from several keV up to a few MeV, sometimes up to GeV range. Particularly, BeppoSAX have detected X-ray dominated bursts which were named X-ray flashes (XRFs)<sup>3</sup>. To clarify the complete picture of GRBs spectral variety, simultaneous broadband observations with different instruments are required. By now the data with such kind of observations<sup>3,2,4,5</sup> are rather poor and their interpretation is complicated because of different instrument responses, associated biases and insufficient statistics at some spectral ranges.

The records of Burst And Transient Sources Experiment (BATSE)<sup>6</sup> all-sky 9.1 year continuous monitoring in gamma-range give unique possibility for combined analysis with X-ray observations of GRB prompt emission. In the BATSE most sensitive gamma-detectors over the

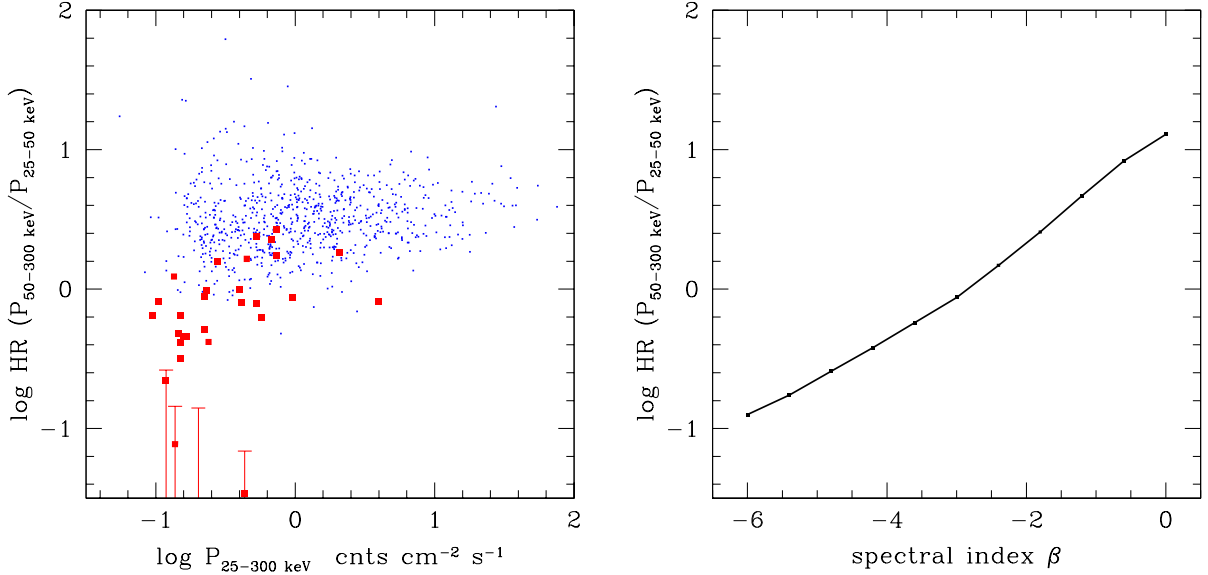


Figure 1: (left) Hardness-intensity diagram of GRBs found in the BATSE data for the time period TJD 11000-11699. Dots: the scan in the 50-300 keV range<sup>1</sup>, squares: the present scan in the 25-100 keV range.

Figure 2: (right) Hardness ratio of simulated GRBs with the power-law spectrum (accounting for the BATSE detector response matrix<sup>8</sup>) versus the photon spectral index  $\beta$ .

GRB history were used. Only recently launched SWIFT experiment<sup>7</sup> has a more sensitive gamma-detector. However, during next several years SWIFT can not accumulate so much statistics as BATSE.

The BATSE detectors were sensitive to photons from about 25 keV up to about 1 MeV. However, the on-board trigger identified GRBs according to the signal in the 50-300 keV range only. GRBs with a soft spectrum can be lost because the 25-50 keV range was not inspected. Such events can be found in BATSE records. We use BATSE data to search for soft GRBs and analysed the BATSE results together with the recent observations of soft GRBs and XRFs by other instruments.

## 2 Search for soft GRBs in the BATSE data

We have performed the scan of the BATSE data with trigger on 25-100 keV to pick up soft GRBs. The continuous daily 1.024 s time resolution DISCLA records of count rate in 8 BATSE detectors in 4 energy channels (25-50, 50-100, 100-300 and 300-1000 keV) were used. We applied the same technique and the same algorithm as in our previous scan of the BATSE DISCLA records in the 50-300 keV range<sup>1</sup>. The number of active, variable sources is much larger in the 25-50 keV range than in the harder energy range. So we paid additional attention of identification of GRB-like events.

We scanned the data of about 1.8 year (TJDs 11000-11699) and found 30 new GRB-like events. For the same time period there are about 800 GRBs found by our previous scan in 50-300 keV range<sup>1</sup>. Hardness-intensity diagram (Fig. 1) shows that although GRBs of a new sample are softer on average, these samples do overlap. There are 22 GRBs in a new sample and 15 GRBs in the old sample<sup>1</sup> with the count rate in the 25-50 keV band higher than that in the 50-300 keV band. We consider these 37 events as a sample of soft BATSE GRBs. If we approximate their spectra with a power-law (assuming  $E_{\text{peak}}$  below 25 keV) then this criterion of softness corresponds to the photon power-law index  $\beta < -3$  (see Fig. 2). Soft GRBs are isotropically

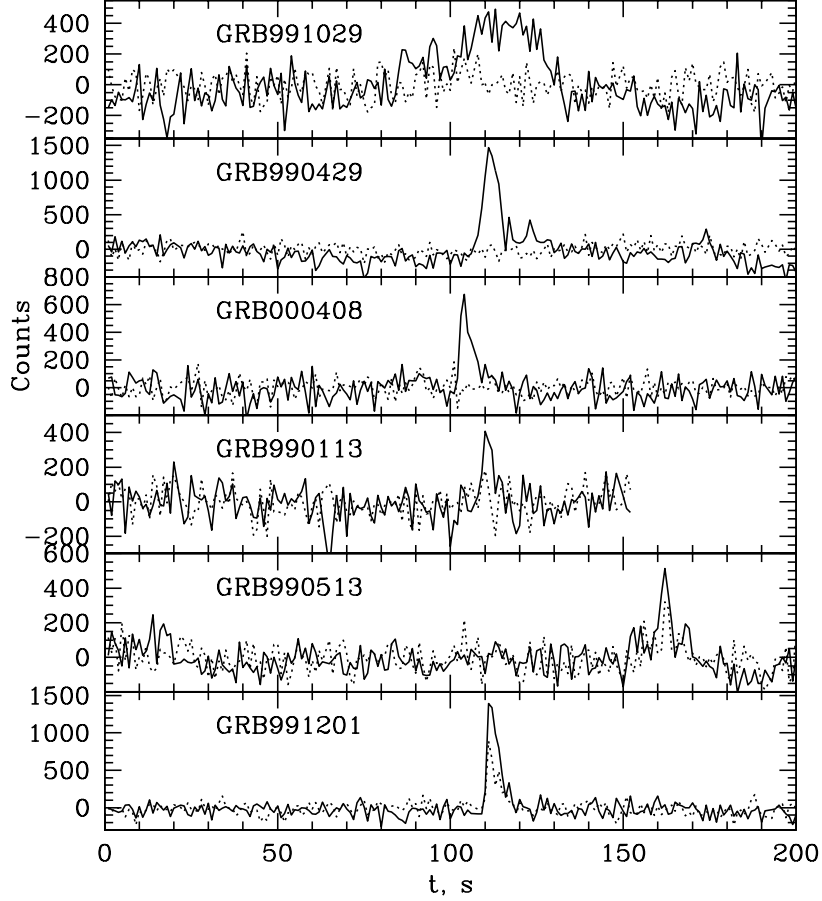


Figure 3: Fragments of the BATSE records with the softest GRBs found in the 25-100 keV range. Solid curve shows the 25-50 keV, while the dashed curve the 50-100 keV count rates.

distributed on the sky and have typical for GRBs durations and light curves (Fig. 3).

### 3 Spectral properties of XRFs/GRBs using BATSE/BeppoSAX/HETE2 data

Our scan (as well as an alternative scan<sup>9</sup>) in the BATSE records in the 25-50 keV range has yielded surprisingly small number of new soft GRBs. One could expect to see XRFs tails in the BATSE range as soft bursts. However, according to Figs. 1 and 2, an event gives a larger signal above 50 keV, if XRFs spectra have the high energy power-law index  $\beta > -3$ .

Probably this is the case for most of XRF. Recently, BeppoSAX XRFs were identified in the BATSE data<sup>2</sup> (most of them were detected earlier by Stern et al. as GRBs<sup>1</sup>). These events, indeed, have a high hardness ratio (see Fig. 4).

We observe in BATSE data a small number (2 per year with flux down to  $0.1 \text{ ph cm}^2 \text{ s}^{-1}$ ) of really soft outlying events with no detectable flux above 50 keV. They probably have an exponential cutoff in the spectra below  $\sim 15 \text{ keV}$ . Correspondingly, in HETE-2 data<sup>5</sup> there is one outlying event with exponential cutoff at  $\sim 8 \text{ keV}$  (GRB 020625).

### 4 Conclusions

1. XRFs spectra usually have a comparatively hard ( $\beta > -3$ ) high energy tail. Their hardness distribution is similar to that of GRBs. These results support the opinion that XRFs and GRBs are a single phenomenon with a wide variety of spectra.

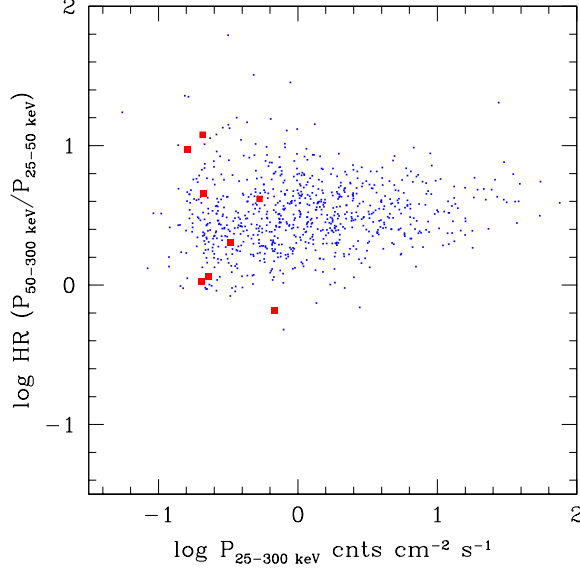


Figure 4: Hardness-intensity diagram of the BATSE counterparts of XRFs detected by BeppoSAX (squares) in comparison with GRBs found by our scan in the 50-300 keV range<sup>1</sup>, TJD 11000-11699 (dots).

2. The number of soft GRBs in the BATSE data, with the count rate in the 25-50 keV range higher than in the 50-300 keV range, is only 4% (20 per year with flux down to  $0.1 \text{ ph cm}^2 \text{ s}^{-1}$ ).
3. There exist X-ray transients (2 per year) with the spectral cutoff below  $\sim 15 \text{ keV}$  which could constitute a class of events separate from the GRB phenomenon.

## Acknowledgments

This work is supported by NORDITA Nordic project in high energy astrophysics in the INTEGRAL era, Russian Fondation for Basic Research (grant 04-02-16987), and Russian Fondation of Science Support (Y.T.). We thank also the conference organizers for financial support of our participation.

## References

1. B.Stern *et al*, *ApJ* **563**, 80 (2001)
2. Mc.Kippen *et al*., astro-ph/0102277
3. J.Heise *et al*., astro-ph/0111246
4. C.Barraud *et al*., *A&A* **400**, 1021 (2003).
5. T.Sakamoto *et al*., astro-ph/0409128
6. G.Fishman *et al*., Proc. GRO Science Workshop, 2, 1989
7. N.Gehrels *et al*, *ApJ* **611**, 1005 (2004)
8. G.Pendleton *et al*, *ApJ* **512**, 362 (1999)
9. J.Kommers *et al*, *ApJS* **134**, 385 (2001)