

# Cooling of Quark Stars in the 2SC Phase

## Effect of Photons from Glueball decay

R. Ouyed<sup>1</sup>, M. J. Hamp<sup>2</sup>, and S. C. Woodworth<sup>2</sup>

<sup>1</sup> Department of Physics and Astronomy, University of Calgary, Alberta, Canada

<sup>2</sup> Department of Engineering Physics, McMaster University, Hamilton, Canada

Received/Accepted

**Abstract.** The cooling history of a quark star in the 2-flavour color superconductive (2SC) phase is investigated. In particular the novel process of photon generation via glueball (GLB) decay in the 2SC phase is taken into account. As much as  $10^{45} - 10^{47}$  erg of energy is provided by the GLB decay. This source of photons fundamentally intrinsic to quark matter in the 2SC phase is unique to our model. The generated photons slowly diffuse out of the quark star keeping it hot and radiating as a perfect black-body for millions of years. The blackbody spectra of isolated neutron stars such as RX J185635-3754, RX J0720.4-3125 and AXPs resembling 4U 0142+61 and its featureless nature can naturally be accounted for in our model if these are quark stars in the 2SC phase with the GLB decay mechanism at play. Fits to observed data favor models with superconductive gaps of  $\Delta_{2SC} \sim 15\text{-}35$  MeV and densities  $\rho_{2SC} = (2.5\text{-}3.0) \times \rho_N$  ( $\rho_N$  being the nuclear matter saturation density) for quark matter in the 2SC phase. If correct, our model combined with observations of isolated compact stars could provide vital information to studies of quark matter and its exotic phases. The picture presented here can be generalized to quark stars entering a superconductive phase where photon generation mechanisms are at play.

**Key words.** dense matter – stars: interior

## 1. Introduction

Quark matter at very high density is expected to behave as a color superconductor (e.g. Rajagopal & Wilczek 2001). Of interest to the present work is the 2-flavor color superconductive phase, the 2SC phase, where the up and down quarks only come into play during pairing. Associated with superconductivity is the so-called gap energy  $\Delta_{2SC}$  inducing the quark-quark pairing and the critical temperature ( $T_c$ ) above which thermal fluctuations will wash out the superconductive state.

The cooling of quark stars in such a phase<sup>1</sup> has previously been investigated in the literature. It was found that a crust must be included for 2SC star cooling to be compatible with existing data (Blaschke et al. 2000). As for the cooling of hybrid stars (neutron stars with a 2SC core), it is believed that small gaps ( $\Delta_{2SC} < 1$  MeV) tend to reproduce cooling curves which agree well with the observed

data (we refer the interested reader to §6 in Weber 2005 and references therein). Whether such small gaps can be justified and why the crust - believed to be tiny in quark stars - is so crucial to cooling is debatable. Furthermore, there are still pulsar candidates these models fail to explain leaving room for exploring other possibilities.

A novel feature of the 2SC phase is the generation of GLB particles (hadrons made of gluons) which as demonstrated in Ouyed & Sannino (2001) immediately decay into photons. In this paper taking these processes into account we wish to explore how the cooling history is altered. Following its birth, a hot quark star enters the 2SC phase via neutrino cooling. At some stage however GLBs appear and decay to photons offering an extra heat source which as we show here alters the cooling history of the star.

### 1.1. Caveats on the 2SC phase and model generalities

It has been argued that once the conditions of charge neutrality and  $\beta$ -equilibrium are enforced it appears that the so-called “gapless 2SC phase”, or g2SC, is the favoured ground state (Shovkovy & Huang 2003). Other studies instead favor the so-called “gapless CFL phase”, or gCFL (Alford, Kouvaris, & Rajagopal 2004; and references therein). These alternatives (g2SC and gCFL) how-

Send offprint requests to: ouyed@phas.ucalgary.ca

<sup>1</sup> Here we only consider the stars in 2SC phase. Cooling of quark stars in the Color-Flavor-Locked phase where the strange quark enters the dynamics, has also been investigated in the literature and it was shown they cool down too rapidly in disagreement with observations (e.g., Schaab et al. 1997; Blaschke et al. 2001).

ever might be prone to instabilities begging for serious scrutiny before this debate can be settled (e.g. Shovkovy, Ruster, & Rischke 2004). The differences in these studies are connected with the choice of the model parameters and is beyond the scope of this paper. Let us simply argue that some of these exotic phases should support GLBs making our model qualitatively valid. In fact the picture presented here applies to quark stars where photon generation mechanisms are at play (e.g. Vogt, Rapp, & Ouyed 2004).

The paper is presented as follows: In Sect. 2 we briefly present the GLB formation and decay in the 2SC phase followed in Sect. 3 by a description of the model's assumption. Cooling calculation results are shown in Sect. 4 with a comparison to observed data. In particular, the isolated neutron stars RX J185635-3754, RX J0720.4-3125, and AXPs resembling 4U 0142+61 are discussed in the context of our model. We conclude in Sect. 5.

## 2. Glueball formation and decay

The GLB mass is given in Ouyed&Sannino (2001) as,

$$M_{\text{GLB}}^2 = \frac{\sqrt{b}}{2d\sqrt{e}} \hat{\Lambda}^2, \quad (1)$$

where  $b = 22/3$ ,  $e^2/4\pi = 1/137$  and  $d$  is a positive constant of order unity, and

$$\hat{\Lambda} \simeq \Delta \exp \left( -\frac{2\sqrt{2}\pi}{11} \frac{\mu}{g(\mu)\Delta} \right). \quad (2)$$

In the expression above,  $\mu \propto \rho^{1/3}$  is the chemical potential ( $\rho$  is the quark matter density) and  $g(\mu)$  the effective

energy dependent coupling constant define as  $g(\mu)^2/4\pi \sim 1/\ln(E/\Lambda_{\text{QCD}})$  where  $\Lambda_{\text{QCD}}$  is the QCD energy scale. Here  $E$  is the energy scale at which the theory is being applied which in our case is  $E \sim \mu$ .

It has been shown in Sannino et al. (2002) that the GLBs appear (or enter the dynamics) at temperatures lower than

$$T_{\text{GLB}} = \sqrt[4]{\frac{90v^3}{2e\pi^2}} \hat{\Lambda}, \quad (3)$$

where  $v = 1/\sqrt{\lambda\epsilon}$  is the gluon velocity with the dielectric constant ( $\epsilon$ ) and the magnetic permeability ( $\lambda$ ) given as (Rischke et al. 2001)

$$\epsilon = 1 + \frac{g(\mu)^2 \mu^2}{18\pi\Delta^2}, \quad \lambda = 1 \quad (4)$$

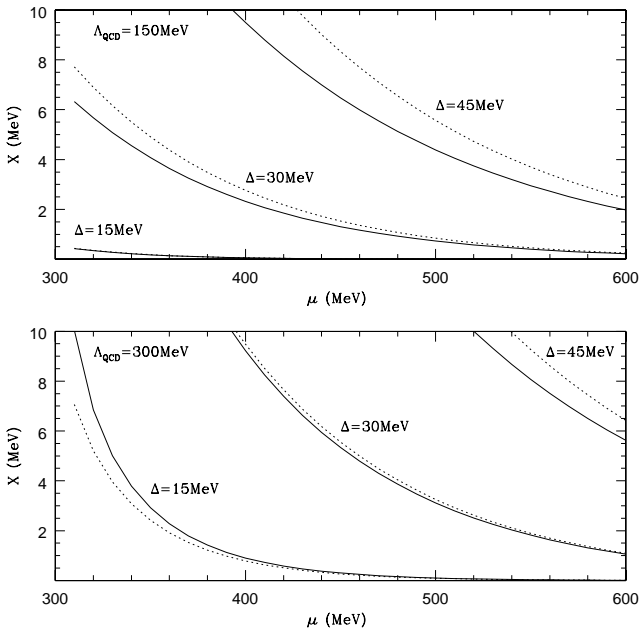
Figure 1 shows the mass,  $M_{\text{GLB}}$ , and  $T_{\text{GLB}}$  of the GLBs for different gaps and chemical potentials for the two cases of  $\Lambda_{\text{QCD}} = 150$  MeV and 300 MeV. For the quark matter densities considered here and a gap of tens of MeV the GLBs mass is of the order of a few MeV. We also note that in general  $T_{\text{GLB}} \simeq M_{\text{GLB}}$ . In the following we define  $E_\gamma$  as the photon energy from the  $\text{GLB} \rightarrow \gamma\gamma$  reaction.

## 3. Scenario description and assumptions

We begin with a compact star in the quark-gluon plasma phase cooling and undergoing the transition into the 2SC phase (Ouyed & Sannino 2002). In the early hot stages neutrino cooling will quickly bring the temperature to  $T_c \sim 0.57\Delta_{\text{2SC}}$  first. It has been argued in the literature that the neutrino cooling might slow down slightly (by a factor of up to 2; Carter&Reddy 2002) but this is negligible on long time cooling scales and the star eventually cools below  $T_{\text{GLB}}$ . Glueballs start forming and they all immediately decay into photons. However we expect neutrino cooling to continue until both the quark and the photon distribution (already in thermal equilibrium with each other at  $T = E_\gamma$ ) reach equilibrium with the neutrinos at a temperature we define as  $T_0$  ( $< T_{\text{GLB}}$ ). We assume for simplicity that the entire star cools to  $T_0$  and any temperature gradients in the early stages will be smoothed out; which is not unreasonable given the extremely large conductivity of the 2SC phase (e.g. Heiselberg&Pethick 1993). Beyond this stage cooling is dominated by the photons which slowly diffuse out of the star.

### 3.1. Total photon energy and plasma cut-off

It was shown that 3/8 of the total number of gluons will form GLBs (Ouyed & Sannino, 2001). This implies that 3/8 of the nucleon binding energy, 938 MeV, is transformed to GLBs which amounts to roughly 350 MeV in photon energy per nucleon. For a 10 km radius quark star and matter densities on the order of  $2\rho_N$  ( $\mu \sim 350$  MeV) this translates to a total energy  $E_{\gamma,\text{tot.}} \simeq 10^{53}$  ergs released as photons;  $\rho_N = 2.71 \times 10^{14}$  g cm $^{-3}$  is the nuclear matter saturation density.



**Fig. 1.** Glueball mass (solid) and deconfinement temperature (dotted) vs chemical potential for two different gaps.

The photons we expect will acquire a distribution reminiscent of that of the decaying GLBs but will eventually thermalize to a Planck distribution peaking at around  $E_\gamma \simeq M_{\text{GLB}}/2$ . However, let us recall that the emissivity of photons at energies below that of the plasma frequency ( $E_p = \hbar\omega_p \simeq 20\text{--}25$  MeV for the density regime representative of 2SC phase) is strongly suppressed (Alcock, Farhi, & Olinto 1986; Chmaj, Haensel, & Slominski 1991; Usov 2001). As such, only the tail ( $E_\gamma > 20\text{--}25$  MeV) of the distribution will exist inside the 2SC star. The true available total energy in photons is then  $\left[\int_{E_p}^{\infty} f_\gamma dE_\gamma / \int_0^{\infty} f_\gamma dE_\gamma\right] \times E_{\gamma,\text{tot.}} \simeq (10^{-6}\text{--}10^{-8}) \times E_{\gamma,\text{tot.}} \simeq (10^{45}\text{--}10^{47})$  ergs; here  $f_\gamma$  is the Planck distribution.

#### 4. Cooling and lightcurves

For the range in temperature,  $T$ , considered here the vast majority of quarks in the star are in their ground states  $kT/E_F \ll 1$  where  $E_F$  is the Fermi energy. The density of the free quarks at temperature  $T$  that will interact with the photons is

$$N_q = \frac{\pi}{3} \left[ \frac{2em_q k_B T}{\pi^2 \hbar^2} \right]^{\frac{3}{2}}, \quad (5)$$

where  $e$  is the electronic charge and  $m_q$  is the quark mass. The cross section of the interaction between the photons and these quarks,  $\sigma$ , is assumed to be on the order of  $\sigma = \pi\lambda_q^2$  where  $\lambda_q = \pi \left( 2\pi\hbar c / \sqrt{(k_B T)^2 + m_q^2 c^4} \right) \simeq 1$  fm is the quark wavelength.

The problem we are solving here is that of a uniform sphere of constant density and constant temperature gas of fermions and a homogenous source of photons with  $E_\gamma > kT_q$ . The number of photons escaping as a function of time was calculated using the numerical method described by Sunyaev&Titarchuk (1980, hereafter ST80; see also Chapline&Stevens 1973). The corresponding diffusion equation in spherical coordinates is

$$\frac{\partial J}{\partial u} = \frac{1}{3\tau^2} \frac{\partial}{\partial \tau} \left( \tau^2 \frac{\partial J}{\partial \tau} \right), \quad (6)$$

where  $J$  is the average intensity of emission and is a dimensionless quantity (following ST80 choice of units),  $u$  is the dimensionless time ( $u = c\sigma N_q t$ ;  $c$  is the speed of light, and  $t$  is the time in seconds), and  $\tau$  is the dimensionless optical distance from the center of the star ( $\tau = \sigma N_q r$  where  $r$  is the distance from the center of the star). To find the escape time distribution function  $P(u)$  of a single photon we have to normalize the function obtained  $J(\tau_0, u)$  (see Appendix A in ST80 for details) so that  $\int_0^\infty P(u) du = 1$ , and

$$\begin{aligned} P(u) &= \frac{J(\tau_0, u)}{\int_0^\infty J(\tau_0, u) du} \\ &= \frac{1}{\tau_0} \sqrt{\frac{3}{\pi u}} \left( 1 + 2\frac{\sqrt{u}}{\tau_0} \right) \exp\left(-\frac{\pi^2 u}{3\tau_0^2}\right), \end{aligned} \quad (7)$$

where  $\tau_0 = \sigma N_q R_q$  is estimated at surface of the star of radius  $R_q$ . Equation (7) gives the normalized probability of escape for photons from the surface of the star as a function of time. We then adjust the magnitude of the distribution so that its area is equal to the total number of photons, with  $E_\gamma > E_p$ , from GLB decay. The total number of photons escaping versus time was then converted to luminosity and to surface temperature,  $T_s$ , using the black-body formulation.

The effect of a crust can be quantified by relating the “internal” temperature  $T_s$  or the temperature at the bottom of the crust to the effective temperature at the surface of the crust via the so-called Tsuruta law (Tsuruta 1979). The formula for thick crusts is (see also Shapiro&Teukolsky 1983, p330)  $T_e = (10T_s)^{2/3}$ . We note however that for quark stars the crust is much thinner than in the NSs. Therefore, we will investigate the two extreme cases of negligible or no crust ( $T_e \simeq T_s$ ; e.g. Pizzochero 1991) and thick or maximum crust ( $M_{\text{max.}} \simeq 10^{-5} M_\odot$ ; Horvath et al. 1991) using the Tsuruta formula. In both cases, the effective temperature as seen by a distant observer is  $T_e^\infty = T_e \sqrt{1 - R_{\text{Sch.}}/R}$  where  $R_{\text{Sch.}}$  is the star’s Schwarzschild radius.

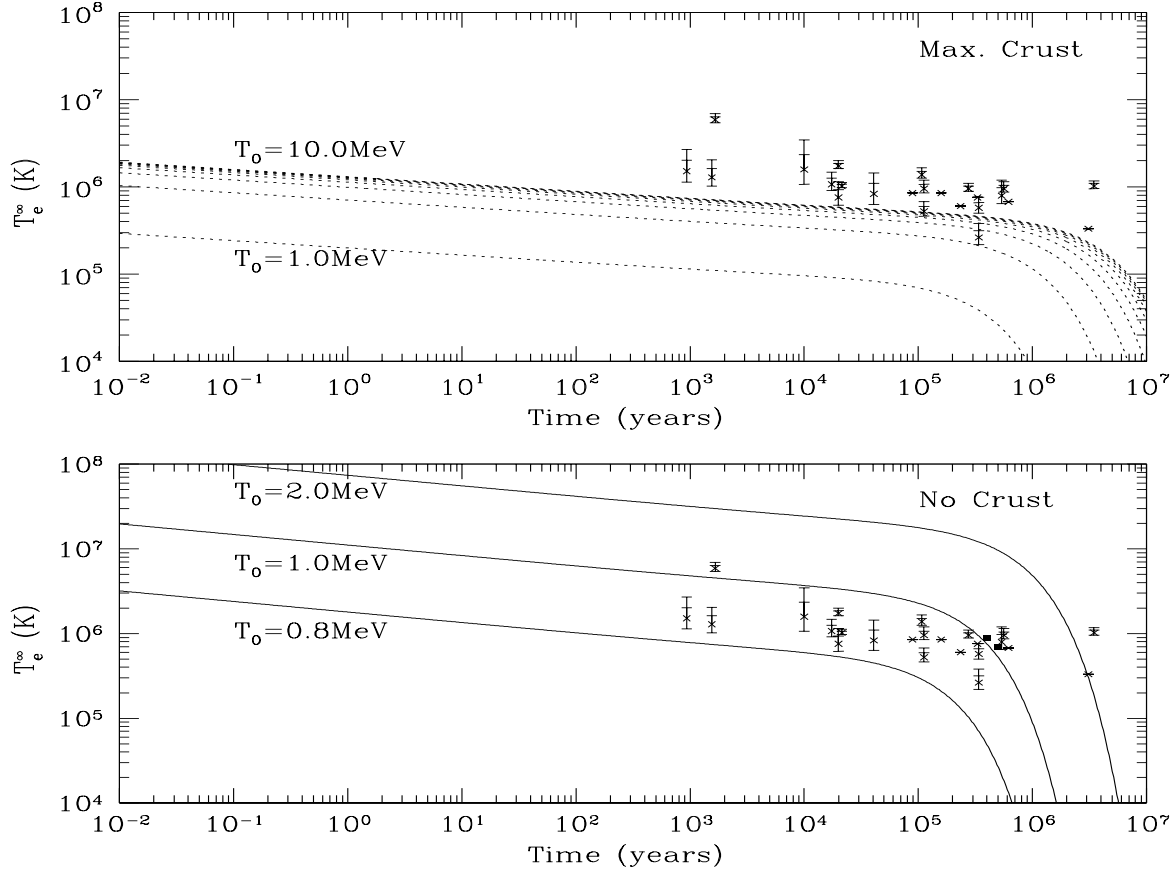
The related cooling curves are shown in Figure 2 for different initial temperatures  $T_0$  and for a star of radius 10 km. Models with maximum crusts are immediately ruled out. The corresponding cooling curves start overlapping with observed data for  $T_0 > 0.57\Delta_{2\text{SC}}$  which is outside the 2SC phase where GLBs cannot form. Such temperatures will not be sustained since we expect neutrinos will drive  $T_0$  to lower values early in the star’s cooling history. When compared to observed data our cooling curves agree best with models of stars with thin or no crusts and for temperatures  $0.8 < T_0 < 2$  MeV. The regime favored by the best fits correspond to densities  $\rho_{2\text{SC}} = (2.5\text{--}3.0) \times \rho_N$  (or  $\mu = 350\text{--}450$  MeV) and energy gaps  $\Delta_{2\text{SC}} = 15\text{--}30$  MeV (§2).

Figure 3 shows the cumulative percentage of the total energy generated through GLB decay that has been radiated from the surface of 10 km radius star as a function of time. It takes at least  $5 \times 10^5$  years for the energy to escape the dense quark star and so we conclude that GLB decay in quark stars does not constitute a suitable inner engine for gamma ray bursts (GRBs) as originally claimed<sup>2</sup> in Ouyed&Sannino (2002). However, Fig. 2 and Fig. 3 show that if GLB decay does occur in a quark star the object will be extremely bright and should be readily observable.

##### 4.1. RX J185635-3754, RX J0720.4-3125, and 4U 0142+61

Isolated neutron stars such as RX J185635-3754 (Walter&Lattimer 2002) and RX J0720.4-3125 (Haberl et

<sup>2</sup> Recent work by Ouyed et al. (2005) suggests instead that quark stars in the CFL phase constitute better candidates for GRB inner engines.



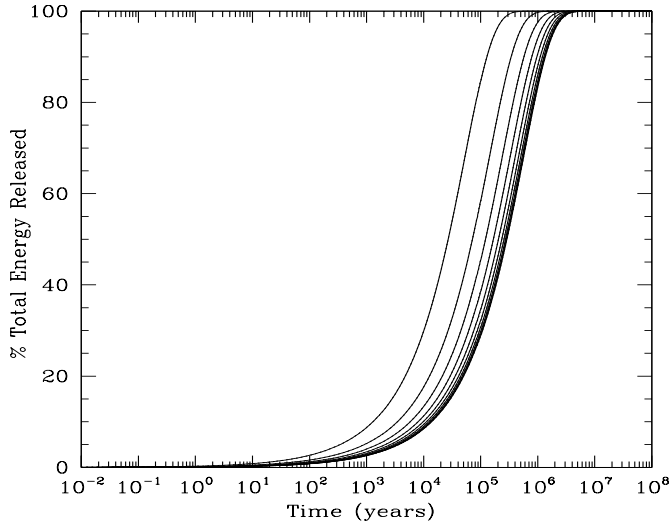
**Fig. 2.** The time evolution of the temperature,  $T_e^\infty$  (as seen by a distant observer) for a star of a 10 km radius. Shown are cooling curves for different initial temperatures  $T_0$ . Solid lines are for a star with no crust while the dotted ones is for the maximum crust case. The cooling curves begin approximately 2 weeks after  $t = 0$ . Experimental data taken by *ROSAT* and *ASCA* (Table 7 in Weber 2005) are also shown. The 2 filled squares in the lower panel show the location of the two isolated neutron stars RX J185635-3754 (lower square) and RX J0720.4-3125 (upper square) known for their featureless perfect blackbody spectra.

al. 1997) exhibit no features in their spectra. The best fit models require perfect black-bodies (Kaplan et al. 2003; Walter et al. 2004) which begs the question of where the expected lines features go? These two sources are shown as filled squares in Figure 2 and in Figure 4 and line up closely with the  $T_0 = 1 \text{ MeV}$  curve for a 10 km object. In general, in our model best fits to observations favor quark stars with thin or no crusts. This is also consistent with the fact that the original crust would have been reduced or evaporated early in the history of these stars given the extreme temperature of the photons ( $E_\gamma > 20 - 25 \text{ MeV}$ ) from the GLB decay. We are thus tempted to argue that RX J185635-3754 and RX J0720.4-3125 are bare quark stars in the 2SC phase cooling through the slow release of photons from GLB decay. Let us note however that a percentage of the stars will acquire a crust (e.g., following accretion from the interstellar medium) as they age and cool down. Thus isolated quark stars in the 2SC phase will show spectra that will be often but not always featureless and close to a black-body.

Also shown in Figure 4 is the Anomalous X-ray Pulsar 4U 0142+61 which shows no evidence of absorption features despite its strong magnetic field (Juett et al. 2002; Patel et al. 2003). This candidate and others like it are of importance to our model. Indeed, we have already demonstrated in Ouyed et al. (2004) that quark stars entering the superconductive phase will partially expel their interior magnetic field leading to AXP/SGR-like bursts and a quiescent phase. The quiescent phase could in principle account for a second component (see §5 in Ouyed et al. 2004 for more details) to be superimposed to the black-body. In fact we speculate that all quark stars in the 2SC phase will be identified with at least 2 components and probably more for those stars where accretion is active.

## 5. Conclusion

In this work we investigated the effect of photons from GLB decay on the cooling history of quarks stars in the 2SC phase. These stars begin their lives with a  $10^{45} - 10^{47}$



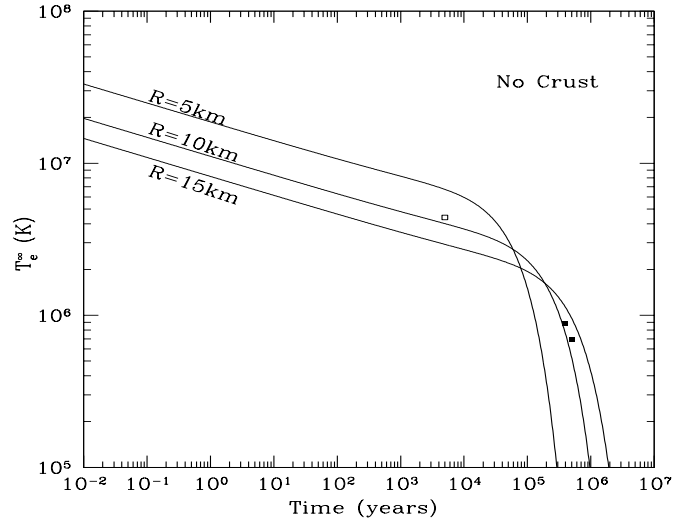
**Fig. 3.** The total energy that has escaped from the surface of a 10 km radius quark star is plotted for increasing time. The amount of escaped energy is shown as a percentage of the initial energy contained within the quark star at  $t = 0$ ; the curves from left ( $T_0 = 1$  MeV) to right ( $T_0 = 10$  MeV) are in 1 MeV step.

erg of photon energy provided by the GLB decay. This novel source of photons completely alters the cooling history of the star keeping it hot while radiating as a perfect black-body for millions of years. We argue that RX J185635-3754, RX J0720.4-3125 and AXPs resembling 4U 0142+61 are plausible candidates where such a mechanism is at play explaining their perfect blackbody and their featureless spectra. We speculate that these are quark stars in the 2SC (or similar) phase born with different magnetic field strength and acquiring different crust size during their lifetime. The fit to observations favor gap energy  $\Delta_{2SC} = 15\text{--}35$  MeV with corresponding densities  $\rho_{2SC} = (2.5\text{--}3.0) \times \rho_N$ . Let us state again that in principle our picture applies to quark stars where photon generation mechanisms are at play. If correct, our model combined with more observations of cooling of isolated compact stars could be used to constrain fundamental parameters of quark matter and its exotic phases; this is of crucial importance to Quantum-Chromodynamics.

*Acknowledgements.* R.O. thanks P. Jaikumar and D. Leahy for helpful comments. The authors thank the Nordic Institute for Theoretical Astrophysics (NORDITA), where this work was initiated, for its hospitality. The research of R.O. is supported by an operating grants from the Natural Science and Engineering Research Council of Canada (NSERC) as well as the Alberta Ingenuity Fund (AIF).

## References

- Alcock, C., Farhi, E., & Olinto, A. 1986, *ApJ*, 310, 261  
 Alford, M., Kouvaris, Ch., & Rajagopal, K. 2004 [*astro-ph/0407257*]



**Fig. 4.** The time evolution of the temperature,  $T_e^\infty$  (as seen by a distant observer) for  $T_0 = 1$  MeV, and for different star radius  $R$ . The cooling curves begin approximately 2 weeks after  $t = 0$ . The observed data are RX J185635-3754 (the lower filled square) and RX J0720.4-3125 (the upper filled square) and the anomalous X-ray pulsar 4U 0142+61 (the open square) known for their featureless perfect blackbody spectra.

- Blaschke, D., Klähn, T., & Voskresensky, D. N. 2000, *ApJ*, 533, 406  
 Blaschke, D., Grigorian, H., & Voskresensky, D. N. 2001, *A&A*, 368, 561  
 Chapline, G. Jr., & Stevens, J. 1973, *ApJ*, 194, 1041  
 Chmaj, T., Haensel, P., & Slomiński, W. 1991, *Nucl. Phys. B*, 24, 40  
 Haberl, F. et al. 1997, *A&A*, 326, 662  
 Heiselberg, H., & Pethick, C. J. 1993, *Phys. Rev. D*, 48, 2916  
 Horvath, J. E., Benvenuto, O. G., & Vucetich, H. 1991, *Phys. Rev. D*, 44, 3797  
 Juett, A. M., Marshall, H. L., Chakrabarty, D., & Schulz, N. S. 2002, *ApJ*, 568, L31  
 Kaplan, D. L. et al. 2003, *ApJ*, 590, 1008  
 Ouyed, R. 2002, in *Compact Stars in the QCD Phase Diagram*, Proceedings (astro-ph/0201408)  
 Ouyed, R., & Sannino, F. 2001, *Phys. Lett. B*, 511, 66  
 Ouyed, R., & Sannino, F. 2002, *A&A*, 387, 725  
 Ouyed, R., Elgarøy, Ø, Dahle, H., & Keränen, P. *A&A*, 2004, 420, 1025  
 Ouyed, R., Ralf, R., & Vogt, C. 2005 [*astro-ph/0503357*]  
 Patel, S. K. 2003, *ApJ*, 587, 367  
 Pizzochero, P. M. 1991, *Phys. Rev. Lett.*, 66, 2425  
 Rajagopal, K. & Wilczek, F. 2001, *Phys. Rev. Lett.*, 86, 3492  
 Rischke, D. H., Son, D. T., & Stephanov, M. A. 2001, *Phys. Rev. Lett.*, 87, 062001  
 Sannino, F., Marchal, N., & Schäfer, W. 2002, *Phys. Rev. D*, 66, 66  
 Schaab, C., Weber, F., Weigel, M. K. & Glendenning, N. K. 1996, *Nucl. Phys. A*, 605, 531  
 Schaab, C., Hermann, B., Weber, F., & Manfred, K. 2000, *ApJ*, 480, L111  
 Shapiro, S. L. & Teukolsky, S. A 1983, *Black Holes, White Dwarfs and Neutron Stars*, John Wiley & Sons, Inc. N. Y.

- Shovkovy, I. A., & Huang, M. 2003, Phys. Lett. B, 564, 205
- Shovkovy, I. A., Ruster, S. B., & Rischke, D. H. 2004 [astro-ph/0411040]
- Sunyaev, R. A. & Titarchuk, L. G. 1980, A&A, 86,121.
- Tsuruta, S. 1979, Phys. Rep., 56, 237
- Usov, V. V. 2001, ApJ, 550, L179
- Vogt, C., Rapp, R., & Ouyed, R. 2004, Nucl. Phys. A, 735, 543
- Walter, F. M., & Lattimer, J. M. 2002, ApJ, 576, L145
- Weber, F. 2005, Prog. Part. Nucl. Phys. 54, 193