

# Estimating the initial Lorentz factor and the corresponding rest frame spectral peak energy of gamma-ray bursts with the opening angle of jets

Y.-P. Qin<sup>1,2\*</sup>, B.-B. Zhang<sup>1,3</sup>

<sup>1</sup>National Astronomical Observatories/Yunnan Observatory, Chinese Academy of Sciences, P. O. Box 110, Kunming, Yunnan, 650011, P. R. China

<sup>2</sup>Physics Department, Guangxi University, Nanning, Guangxi 530004, P. R. China

<sup>3</sup>The Graduate School of the Chinese Academy of Sciences

Accepted year mon day . Received year mon day; in original form 2005, June, 13th

## ABSTRACT

We present in this paper an approach to estimate the initial Lorentz factor of gamma-ray bursts (GRBs) without referring to the delayed emission of the early afterglow. Under the assumption that the afterglow of the bursts concerned occurs well before the prompt emission dies away, the Lorentz factor measured at the time when the duration of the prompt emission is ended could be estimated by applying the well-known relations of GRB jets. With the concept of the efficiency for converting the explosion energy to radiation, this Lorentz factor can be related to the initial Lorentz factor of the source. The corresponding rest frame peak energy can accordingly be calculated. Applying this method, we estimate the initial Lorentz factor of the bulk motion and the corresponding rest frame spectral peak energy of GRBs for a new sample where the redshift and the break time in the afterglow are known. Our analysis shows that, in the circumstances, the initial Lorentz factor of the sample would peak at 200 and would be distributed mainly within (100, 400), and the peak of the distribution of the corresponding rest frame peak energy would be  $1\text{ keV}$  and its main region would be  $(0.3\text{ keV}, 3\text{ keV})$ . Logarithmic distributions of the two quantities are well fitted with a Gaussian.

**Key words:** gamma rays: bursts — hydrodynamics — relativity — shock waves

## 1 INTRODUCTION

One of the recent exiting discoveries in gamma-ray bursts (GRBs) is the break detected in the afterglow light curve of some bursts which could be interpreted as a consequence of the beamed emission (e.g., Rhoads 1997; Sari et al. 1999). If the afterglow emission is beamed, how is the prompt emission? Whether the latter emission is isotropic or strongly beamed in our direction has been an open question for some years. As mentioned in Sari et al. (1999), this question has implications on almost every aspect of the phenomenon, from the energetics of the events to the engineering of the inner engine and the statistics and the luminosity function of the sources. Frail et al. (2001) studied a sample of GRBs with good afterglow follow-up and known redshifts. They interpreted the breaks in the scenario of the beamed model and found that most bursts with large values of the isotropic-equivalent gamma-ray energy,  $E_{iso}$ , possess the smallest beaming fraction,  $f_b = 1 - \cos \theta_{jet}$ . The collimation-corrected energy,  $E_\gamma = f_b E_{iso}$ , of this sample is strongly clustered. This was independently confirmed by Panaitescu & Kumar (2001a). Bloom et al. (2003) col-

lected a larger sample of GRBs and found that the distribution of  $E_\gamma$  clusters around  $1.3 \times 10^{51}$  ergs. All these were regarded as evidence supporting the beamed emission scenario.

The isotropic gamma-ray energy  $E_{iso}$  was found to be correlated with the cosmological co-moving frame peak energy  $E_p$  by different authors (see, e.g., Lloy-Ronning et al. 2000; Amati et al. 2002; Schaefer 2003; Lamb et al. 2004; Yonetoku et al. 2004). More recently, Ghirlanda et al. (2004) found a tight correlation between  $E_\gamma$  and  $E_p$ , which sheds light on the still uncertain radiation processes for the prompt GRB emission. In computing  $E_\gamma$ , it is essential that the beaming fraction is available. According to Sari et al. (1999), the opening angle of the jet can be calculated with

$$\theta_{jet} = B \left( \frac{t_{jet}}{1+z} \right)^{3/8} \left( \frac{\xi n}{E_{iso}} \right)^{1/8} \quad (1)$$

in the case of a homogeneous circumburst medium, where  $B$  is a constant which can be found in Friedman & Bloom (2005),  $t_{jet}$  is the afterglow jet break time,  $z$  is the redshift,  $\xi$  is the efficiency for converting the explosion energy to radiation,  $n$  is the density of the ambient medium, and  $E_{iso}$  is the energy in  $\gamma$ -rays calculated assuming that the emission is isotropic. This enables us to estimate the opening angle of jets and with it to peep into other parameters associated with the mechanism of radiation.

\* E-mail: ypqin@ynao.ac.cn

Indeed, under the scenario of jets, parameters such as the total energy in the relativistic ejecta, the jet opening angle, the density and profile of the medium in the immediate vicinity of the burst, and those associated with the microphysical shocks could be estimated by modeling the broadband emission of GRB afterglows for various bursts (see Panaitescu 2001; Panaitescu & Kumar 2001a, 2001b; Panaitescu & Kumar 2002). Assuming that the observed GRB durations are a good measure of the ejecta deceleration timescale, the jet Lorentz factors at the deceleration radius were found to be within 70 and 300 for 10 GRBs (Panaitescu & Kumar 2002).

In addition to the break time observed in the afterglow, Sari & Piran (1999a) suggested that the reverse shock of a burst could provide a crude measurement of the initial Lorentz factor. In the case of GRB 990123, they showed that the initial Lorentz factor  $\Gamma \sim 200$  could be obtained from the prompt optical flash observed in the burst.

Early afterglow which could overlap the main burst was predicted previously (see, e.g., Sari 1997). According to the analysis of Sari & Piran (1999b) based on the internal-external shocks model, for short bursts the peak of the afterglow will be delayed, typically, by few dozens of seconds after the burst while for long ones the early afterglow emission will overlap the GRB signal, and a delayed emission, with the characteristics of the early afterglow, can be used to measure the initial Lorentz factor of the relativistic flow (see, also Sari & Piran 1999c; Zhang, Kobayashi, & Mszros 2003; Nakar & Piran 2005).

Hinted by the previous works, we wonder if the initial Lorentz factor could be estimated with an independent approach in case the delayed emission is not available. An investigation on this issue is organized as follows. In section 2, we present appropriate formulas and show how to estimate the concerned parameters with them. A new GRB sample for which the redshift and the break time in the afterglow are known is studied in section 3. Conclusions are summarized in the last section, where a brief discussion is present.

## 2 FORMULAS EMPLOYED

As the initial explosion of GRBs is not at all in the stage of afterglow, we cannot estimate parameters of the former from the measurements of the latter according to the law of the afterglow. To connect the two phases, we need to find a particular moment which satisfies the following requirements: a) at that moment, the afterglow has already begun so that the law of the afterglow is applicable; b) parameters associated with that moment are well related with those of the initial explosion.

As predicted above, for long bursts the early afterglow emission will overlap the GRB signal. Indeed, it was reported recently that a bright optical emission from GRB 990123 was detected while the burst was still in progress (Akerlof et al. 1999). Revealed in Fox et al. (2003) is the discovery of the optical counterpart of GRB 021004 only 193 seconds after the event. The time (measured from the trigger) is slightly longer than the duration of the event. Li et al. (2003) showed that the faintness of GRB 021211, coupled with the fast decline typical of optical afterglows, suggests that some of the dark bursts were not detected because optical observations commenced too late after the GRB.

Accordingly, we assume that to the time the prompt emission of GRBs is going to be undetectable, which is generally represented by the concept of duration  $t_{dur}$  (in BATSE, it is associated with  $T_{90}$ ), the afterglow of the source has already emerged. Under this

assumption,  $t_{dur}$  is the moment that can satisfy the first requirement. Shown in the following one will find that  $t_{dur}$  can also satisfy the second requirement. In addition,  $t_{dur}$  is fortunately always available.

The observed complex structure of GRB light curves suggests that, during the prompt emission of a burst, several ejecta with different masses and different Lorentz factors might be involved. We assume that, after the process of the prompt emission, all ejecta are merged as a single one which has mass  $m$  and bears a Lorentz factor  $\Gamma_{dur}$  (which is measured at the end of the duration of the burst). Let us define an average initial Lorentz factor of the early phase ejecta as

$$\Gamma \equiv \frac{1}{m} \sum_i \Gamma_i m_i, \quad (2)$$

with

$$m = \sum_i m_i, \quad (3)$$

where  $\Gamma_i$  and  $m_i$  are the initial Lorentz factor and the mass of the  $i$ th ejecta, respectively. One can check that, for a burst associated with a shock produced by the collision of two shells with roughly equal masses,  $\Gamma \simeq (\Gamma_{in} + \Gamma_{out})/2$ , where  $\Gamma_{in}$  and  $\Gamma_{out}$  are the Lorentz factors of the inner and outer shells, respectively, while for a burst containing several shells with roughly equal masses,  $\Gamma \simeq \sum_i \Gamma_i / N$ , where  $N$  is the number of shells. Note that the initial kinetic energy of all these early phase ejecta is the product of the explosion of the burst. It is well known that it is the losing of the kinetic energy of the GRB ejecta that gives rise to the energy of the radiation observed during the prompt emission, regardless what the radiation mechanism is. According to the conservation of energy, one finds

$$\Gamma m c^2 - \Gamma_{dur} m c^2 \simeq \xi (\Gamma - 1) m c^2. \quad (4)$$

We get from (4) that

$$(1 - \xi) \Gamma \simeq \Gamma_{dur} - \xi. \quad (5)$$

When all the initial kinetic energy is converted to photons, we have  $\xi = 1$  and then  $\Gamma_{dur} = 1$ , and when none of the initial kinetic energy is changed to radiation, we get  $\xi = 0$  and then  $\Gamma_{dur} = \Gamma$ . Thus, one always finds  $1 \leq \Gamma_{dur} \leq \Gamma$ . According to (5), the initial Lorentz factor could be determined as long as  $\Gamma_{dur}$  and  $\xi$  (when  $\xi \neq 1$ ) are known.

During the period of the afterglow, when the external matter is homogeneously distributed, the Lorentz factor would decline following the law of  $\Gamma(t) \propto t^{-p}$ , where  $p = 3/7$  in a radiative phase and  $p = 3/8$  in an adiabatic phase (see, e.g., Piran 2005). Thus, we get  $\Gamma_{dur} = (t_{jet}/t_{dur})^p \Gamma_{jet}$ , where  $\Gamma_{jet}$  is the Lorentz factor of the ejecta measured at  $t_{jet}$ . According to the beamed model, a break in the afterglow light curve of the burst would appear when its bulk Lorentz factor becomes of the order of  $1/\theta_{jet}$ , i.e.,  $\Gamma_{jet} \simeq 1/\theta_{jet}$ . We then come to

$$\Gamma_{dur} \simeq \left( \frac{t_{jet}}{t_{dur}} \right)^p \frac{1}{\theta_{jet}}. \quad (6)$$

For  $\xi < 1$ , we get from equations (5) and (6) that

$$\Gamma \simeq \frac{(t_{jet}/t_{dur})^p / \theta_{jet} - 1}{1 - \xi} + 1. \quad (7)$$

As is generally assumed, the jet of bursts is strongly beamed in our direction so that the emission is detectable due to the great Doppler boosting (see, e.g., Sari et al. 1999). According to the

Doppler effect, a photon of  $E_0$  emitted from the area of  $\theta = 0$  within the spherical surface of a uniform jet which moves outwards with a bulk Lorentz factor  $\Gamma$  would be blue-shifted to  $E = 2\Gamma E_0$ . In the case of photons being emitted from a certain area with a rest frame Band function spectrum (Band et al. 1993) which peaks at  $E_{0,p}$ , the spectrum would be blue-shifted and would peak at  $E_p$  which is proportional to  $E_{0,p}$  (see Qin 2002 Table 4 where  $E_p = 1.67\Gamma E_{0,p}$  can be concluded). Neglecting the minute difference we take in the following that  $E_p \simeq 2\Gamma E_{0,p}$ . Following Sari et al. (1999), we consider through out this paper only an adiabatic phase and then take  $p = 3/8$ . Thus, from equation (7) we get

$$\Gamma \simeq \frac{(t_{jet}/t_{dur})^{3/8}/\theta_{jet} - 1}{1 - \xi} + 1 \quad (8)$$

and

$$E_{0,p} \simeq \frac{(1 - \xi)E_p/2}{(t_{jet}/t_{dur})^{3/8}/\theta_{jet} - \xi}. \quad (9)$$

### 3 APPLICATION

Presented in Friedman & Bloom (2005) are 52 GRB or XRF sources (called the FB sample) where their redshifts as well as the gamma-ray fluences are available. The isotropic energies  $E_{iso}$  were calculated assuming a standard cosmology of  $(\Omega_M, \Omega_\Lambda, h) = (0.3, 0.7, 0.7)$ . For some of these sources, break times  $t_{jet}$  are available, and then with equation (1) the opening angles  $\theta_{jet}$  of the sources could be well determined, where  $\xi = 0.2$  is assumed (see also Frail et al. 2001). According to equations (8) and (9), to calculate  $\Gamma$  and  $E_{0,p}$  for these sources we need to know  $t_{dur}$  as well. Listed in Table 1 are the values of  $t_{dur}$ , which is measured in various bands, for the sources of the FB sample with  $t_{jet}$ ,  $\theta_{jet}$ , and  $E_p$  available. To meet the requirement that the afterglow has already begun (i.e.,  $t_{aft} \leq t_{dur}$ , where  $t_{aft}$  is the start time of the afterglow) and the prompt emission is just ended so that the common value of the efficiency  $\xi$  can be adopted and the mass of the piled up ambient medium is relatively small, we adopt the largest value of  $t_{dur}$  to calculate  $\Gamma$  and  $E_{0,p}$ . The results are presented in Table 2.

Shown in Fig. 1 is the relation between  $E_{0,p}$  and  $\Gamma$ . It shows clearly that  $\log E_{0,p}$  and  $\log \Gamma$  are not correlated at all. The uncorrelation between the two quantities seems to suggest that the rest frame peak energy is strongly associated with the mechanism rather than with the expansion speed (one will find in the following that the distribution of  $\Gamma$  is much more clustered than that of  $E_{0,p}$ ).

Displayed in Fig. 2 are the distributions of  $E_{0,p}$  and  $\Gamma$ . The distributions of the two quantities look like a Gaussian in the logarithmic scale. A fit with a Gaussian yields:  $\chi^2_\nu = 2.86$  for the distribution of  $\log E_{0,p}$  and  $\chi^2_\nu = 1.39$  for that of  $\log \Gamma$ . The rest frame peak energy peaks at  $E_{0,p} = 1keV$  and is mainly distributed within  $(0.3keV, 3keV)$ . The Lorentz factor peaks at 200 and it is found mainly within  $(100, 400)$ , which is very narrow.

As Fig. 3 shows, there is a very tight correlation between  $E_{0,p}$  and  $E_p$ :  $\log E_p = (0.88 \pm 0.07) \log E_{0,p} + (2.57 \pm 0.04)$ . Note that, relation  $E_p \simeq 2\Gamma E_{0,p}$  itself could not guarantee the correlation, since if it did, it should also lead to a correlation between  $E_{0,p}$  and  $\Gamma$ , but this is not true (see Fig. 1). The correlation between  $E_{0,p}$  and  $E_p$  must arise from mechanisms other than from the Doppler effect.

### 4 CONCLUSIONS

In this paper we propose a method which does not refer to the delayed emission of the early afterglow to estimate the initial Lorentz factor of GRBs, in case the detection of the early afterglow of many bursts might be missed. Due to the fact that the afterglow of some bursts was observed soon after the detection of the main emission, we assume that the afterglow of the bursts concerned occurs well before the prompt emission dies away (i.e., we assume  $t_{aft} \leq t_{dur}$ ). Under this assumption, the bulk Lorentz factor of a burst measured at the break time,  $t_{jet}$ , and that measured at the time marking the end of duration,  $t_{dur}$ , could be well related by the law of  $\Gamma(t) \propto t^{-3/8}$  according to the beaming scenario. Employing the concept of the efficiency for converting the explosion energy to radiation,  $\xi$ , we can relate the initial Lorentz factor of a burst to that measured at  $t_{dur}$ . Combining the two relations one can therefore estimate the initial Lorentz factor of a burst from that measured at  $t_{jet}$ . The corresponding rest frame peak energy can hence be estimated from this initial Lorentz factor and the observed peak energy according to the Doppler effect.

Applying this method, the initial Lorentz factor of the bulk motion as well as the corresponding rest frame spectral peak energy of GRBs for a new sample for which the redshift and the break time in the afterglow are available are estimated. The sample employed is that presented currently by Friedman & Bloom (2005). Our analysis shows that the initial Lorentz factor  $\Gamma$  peaks at 200 and is distributed mainly within  $(100, 400)$ , and the peak of the distribution of the corresponding rest frame peak energy is  $E_{0,p} = 1keV$  and its main region is  $(0.3keV, 3keV)$ . Both logarithmic distributions of the two quantities are well fitted with a Gaussian.

It is known that, a large value of the Lorentz factor,  $\Gamma > 100$ , is essential to overcome the compactness problem (see, e.g., Piran 2005). As individual cases, the optical flash accompanying GRB 990123 provides a direct evidence for a large Lorentz factor  $\Gamma \sim 200$  (Sari and Piran 1999a). Statistically, Mallozzi et al. (1995) found that the average value of  $E_p$  for 82 bright bursts is  $\sim 340keV$ . Taking  $E_{0,p} = 1keV$  and adopting  $E_p \simeq 2\Gamma E_{0,p}$ , we find that the average Lorentz factor of these bursts would be  $\sim 170$ , which is consistent with what we obtained above. Preece et al. (2000) revealed by the analysis of high time resolution spectroscopy of 156 bright bursts that the main range of  $E_p$  for these sources could be found to be within  $\sim [100, 800]keV$ . This would lead to a range of  $\Gamma \sim [50, 400]$  when adopting  $E_{0,p} = 1keV$  and  $E_p \simeq 2\Gamma E_{0,p}$ , which is also in agreement with what we find in this paper.

As shown in Table 2, the estimated initial Lorentz factor for GRB 990123 is  $\Gamma \sim 252$  which is slightly larger than what obtained with the method referring to the delayed emission of the early afterglow (see Sari & Piran 1999a, where  $\Gamma \sim 200$  was presented). Applying (6), we get  $\Gamma_{dur} = 202$  for this source. We argue that the initial Lorentz factor estimated with our method is that associated with the initial explosion of a burst. It is natural that this value is larger than others which are measured at later times. This might be the cause for the detected difference. Ignoring this slight difference, our method is consistent with that referring to the delayed emission of the early afterglow.

We suspect that, a very strong shock might produce higher energy photons, which is characterized by a large value of  $E_{0,p}$ , and this would lead to a large value of  $E_p$  (note that, as shown above, the Lorentz factor does not change much for different sources). We make a statistical analysis for  $E_\gamma$  and  $E_{0,p}$  and find that they are indeed obviously correlated (the figure is omitted). We then under-

stand why  $E_\gamma$  is correlated with  $E_p$ . It is because that strong shocks produce large values of both  $E_\gamma$  and  $E_p$ , whereas weak shocks lead to smaller values.

We assume through out this paper that the afterglow is dominated by an adiabatic process. However, there is an alternative which is a radiative process, for which,  $p = 3/7$  should be adopted. We repeat our work by replacing  $p = 3/8$  with  $p = 3/7$ . We find that, the value of  $\Gamma$  is mainly distributed within (160, 630) which is slightly larger than what we expect. Thus, we tend to believe that, during the epoch of the afterglow, the dominated process is adiabatic rather than radiative (this is not certain since the resulted Lorentz factors are still within the acceptable range).

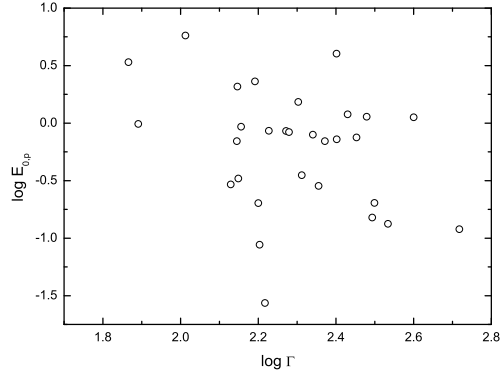
## ACKNOWLEDGMENTS

This work was supported by the Special Funds for Major State Basic Research Projects ("973") and National Natural Science Foundation of China (No. 10273019).

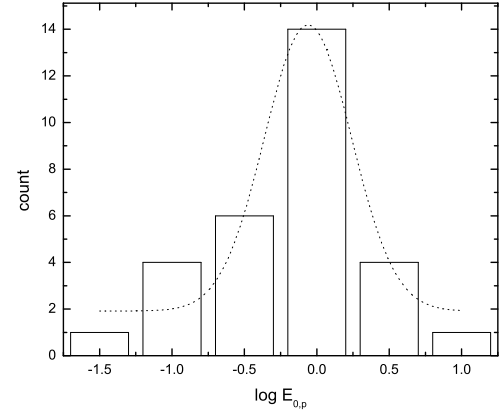
## REFERENCES

- Akerlof, C., Balsano, R., Barthelemy, S. et al. 1999, *Nature*, 398, 400  
 Amati, L., Frontiera, F., Costa, E., & Feroci, M., 1998, GCN 146  
 Amati, L., Frontera, F., Tavani, M. et al. 2002, *A&A*, 390, 81  
 Atteia, J.-L., Kawai, N., Lamb, D., Ricker, G. et al. 2003, GCN 2256  
 Band, D., Matteson, J., Ford, L., et al. 1993, *ApJ*, 413, 281  
 Beckmann, V., Shaw, S. E., & Molkov, S., 2003, GCN 1970  
 Bloom, J. S., Frail, D. A., & Kulkarni, S. R. 2003, *ApJ*, 594, 674  
 Briggs, M. S., Richardson, G., Kippen, R. M., & Woods, P. M., 1998, *IAUC* 6856  
 Connaughton, V., 1998, GCN 86  
 Costa, B., Feroci, L., Piro, L., Soffitta, P. et al. 1997, *IAUC*, 6649  
 Celidonio, G., Coletta, A., Feroci, M., Piro, L. et al. 1998, *IAUC* 6851  
 Celidonio, G., Tarei, G., Rebecchi, S., Heise, J. et al. 1999, *IAUC* 7218  
 Crew, G., Villaseñor, J., Vanderspek, R., Doty, J. et al. 2002, GCN 1734  
 Dadina, M., Di Cio, L., Coletta, A., Soffitta, P. et al. 1999, *IAUC* 7160  
 Di Cio, L., Celidonio, G., Gandolfi, G., in't Zand, J. et al. 1998, *IAUC* 7074  
 Doty, J., Vanderspek, R., Butler, N., Crew, G. et al. 2003, GCN 2211  
 Dullighan, A., Ricker, G., Atteia, J.-L., Kawai, N. et al. 2004, GCN 2588  
 Fenimore, E. E., Ricker, G., Atteia, J.-L., Kawai, N. et al. 2004, GCN 2735  
 Feroci, M., Piro, L., Frontera, F., Torroni, V. et al. 1999, *IAUC* 7095  
 Fox, D. W., Yost, S., Kulkarni, S. R. et al. 2003, *Nature*, 422, 284  
 Frail, D. A., Kulkarni, S. R., Sari, R., et al. 2001, *ApJ*, 562, L55  
 Friedman, A. S., & Bloom, J. S. 2005, *ApJ*, 627, 1  
 Frontera, F., Costa, E., Piro, L., Soffitta, P. et al. 1998, *IAUC* 6853  
 Ghirlanda, G., Ghisellini, G., & Lazzati, D. 2004, *ApJ*, 616, 331  
 Golenetskii, S., Mazets, E., Pal'shin, V., Frederiks, D. et al. 2003, GCN 2026  
 Golenetskii, S., Aptekar, R., Mazets, E., Pal'shin, V. et al. 2004, GCN 2754  
 Graziani, C., Shirasaki, Y., Matsuoka, M., Tamagawa, T. et al. 2003, GCN 1956  
 Heise, J., in't Zand, J., Spoliti, G., Torroni, V. et al. 1997, *IAUC* 6787  
 Heise, J., in't Zand, Tarei, G., Torroni, V. et al. 1999, *IAUC* 7221  
 Hurley, K., & Cline, T., 1999, GCN 450  
 Hurley, K., Cline, T., & Mazets, E., 2000a, GCN 529  
 Hurley, K., Cline, T., & Mazets, E., 2000b, GCN 642  
 Hurley, K., Cline, T., Mazets, E., Golenetskii, S. et al. 2000c, GCN 736  
 Hurley, K., Cline, T., Mazets, E., & Golenetskii, S., 2000d, GCN 791  
 Hurley, K., Mazets, E., Golenetskii, S., & Cline, T., 2000e, GCN 801  
 Hurley, K., Cline, T., Frontera, F., Guidorzi, C. et al. 2002a, GCN 1325  
 Hurley, K., Cline, T., Mazets, E., Golenetskii, S. et al. 2002b, GCN 1483  
 Hurley, K., Mazets, E., Golenetskii, S., & Cline, T., 2003, GCN 2181  
 in't Zand, J., Reali, F., Granata, S., Lowes, P. et al. 2002, GCN 1383  
 Kippen, R. M., Woods, P., Connaughton, V., Smith, D. A. et al. 1997, *IAUC* 6789  
 Kippen, R. M., 1998, GCN 143  
 Kippen, R. M., 1999a, GCN 224  
 Kippen, R. M., 1999b, GCN 322  
 Kippen, R. M., Preece, R. D., & Giblin, T. 1999, GCN463  
 Kippen, R. M. 2000a, GCN 530  
 Kippen, R. M. 2000b, GCN 549  
 Kouveliotou, C., Briggs, M. S., Preece, P., Fishman, G. J. et al. 1997, *IAUC* 6660  
 Lamb, D. Q., Donaghy, T. Q., & Graziani, C. 2004, *New A. Rev.*, 48, 459  
 Li, W., Filippenko, A. V., Chornock, R., Jha, S. 2003, *ApJ*, 586, L9  
 Lloyd-Ronning, N. M., Petrosian, V., & Mallozzi, R. S. 2000, *ApJ*, 534, 227  
 Mallozzi R. S., Paciesas, W. S., Pendleton, G. N., et al. 1995, *ApJ*, 454, 597  
 McEnery, J., 2001, GCN 1162  
 Muller, J. M., Heise, J., Butler, C., Frontera, F. et al. 1998, *IAUC* 6910  
 Nakar, E., & Piran, T. 2005, *ApJ*, 619, L147  
 Panaitescu, A. 2001, *ApJ*, 556, 1002  
 Panaitescu, A., & Kumar, P. 2001a, *ApJ*, 554, 667  
 Panaitescu, A., & Kumar, P. 2001b, *ApJ*, 560, L49  
 Panaitescu, A., & Kumar, P. 2002, *ApJ*, 571, 779  
 Piran, T. 2005, *RMP*, 76, 1143  
 Preece, R. D., Briggs, M. S., Mallozzi, R. S. et al. 2000, *ApJS*, 126, 19  
 Prigozhin, G., Butler, N., Crew, G., Doty, J. et al. 2003, GCN 2313  
 Qin, Y.-P. 2002, *A&A*, 396, 705  
 Remillard, R., Wood, A., Smith, D., & Levine, A., 1998, *IAUC* 6726  
 Rhoads, J. E. 1997, *ApJ*, 487, L1  
 Ricker, G., Lamb, D., & Woosley, S. 2001, GCN 1096  
 Ricker, G., Atteia, J.-L., Kawai, N., Lamb, D. et al. 2002, GCN 1220  
 Ricker, G. R. 2003, *IAUC* 8101  
 Sari, R. 1997, *ApJ*, 489, L37  
 Sari, R., & Piran, T. 1999a, *ApJ*, 517, L109  
 Sari, R., & Piran, T. 1999b, *ApJ*, 520, 641  
 Sari, R., & Piran, T. 1999c, *A&AS*, 138, 537  
 Sari, R., Piran, T., & Halpern, J. P. 1999, *ApJ*, 519, L17  
 Schaefer, B. E. 2003, *ApJ*, 583, L67  
 Shirasaki, Y., Graziani, C., Matsuoka, M., Tamagawa, T. et al. 2002, GCN 1565  
 Smith, M. J. S., Ricci, R., in't Zand, J., Feroci, M. et al. 1998a, *IAUC* 6938  
 Smith, D. A., Levine, A. M., & Munro, M. 1998b, GCN 126  
 Smith, D. A., Hurley, K., & Cline, T. 2000, GCN 568  
 Stornelli, M., Celidonio, G., Muller, J. M., in't Zand, J. et al. 2000, GCN540  
 Suzuki, M., Shirasaki, Y., Graziani, C., Matsuoka, M. et al. 2003, GCN 1888  
 Villaseñor, J., Graziani, C., Shirasaki, Y., Ricker, G. et al. 2002, GCN 1471  
 Villaseñor, J., Crew, G., Vanderspek, R., Doty, J. et al. 2003, GCN 1978  
 Woods, P., Kippen, R. M., & Connaughton, V. 1998, GCN 112  
 Yonetoku, D., Murakami, T., Nakamura, T. et al. 2004, *ApJ*, 609, 935  
 Zhang, B., Kobayashi, S., Mszros, P. 2003, *ApJ*, 595, 950

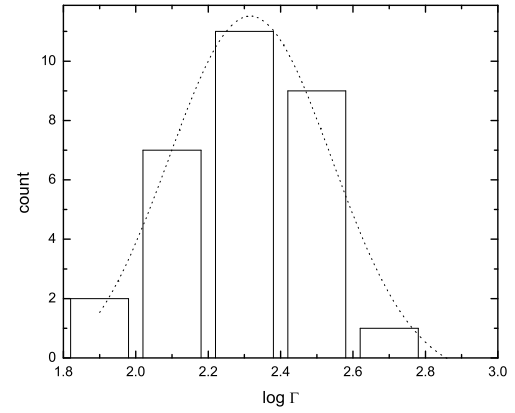
This paper has been typeset from a  $\text{\LaTeX}$  file prepared by the author.



**Figure 1.** Relationship between  $E_{0,p}$  and  $\Gamma$ . The correlation coefficient between  $\log E_{0,p}$  and  $\log \Gamma$  is  $r = -0.276$  ( $N = 30$ ) and the probability of rejecting the null hypothesis is  $P = 0.140$ .

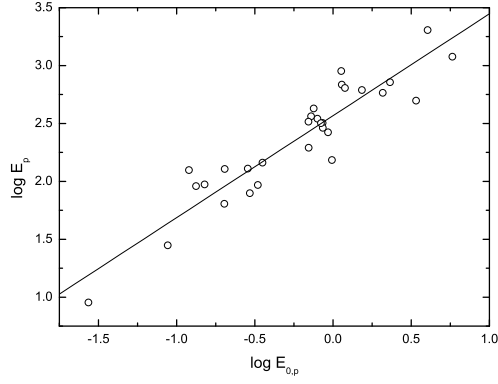


(a)



(b)

**Figure 2.** Distributions (solid lines) of  $\log E_{0,p}$  (a) and  $\log \Gamma$  (b), where dotted lines stand for the fitting Gaussian curves to the corresponding distributions.



**Figure 3.** Relationship between  $E_p$  and  $E_{0,p}$ . The correlation coefficient between  $\log E_p$  and  $\log E_{0,p}$  is  $r = -0.929$  ( $N = 30$ ) and the probability of rejecting the null hypothesis is  $P < 0.0001$ .

**Table 1.** Data of  $t_{dur}$

GRB (/XRF)	trig. NO.	Duration Band (Kev)	$t_{dur}$ (s)	Ref.
970508	6225	20 ~ 1000	35	1
		50 ~ 300	35	1
		—	15	2
970828	6350	25 ~ (> 320)	23.104(3.789)	BATSE
		2 ~ 12	160	3
971214	6533	1.5 ~ 12	50	4
		50 ~ 300	40	4
		—	25	5
980326	6660	25 ~ (> 320)	31.232(1.18)	BATSE
		40 ~ 700	5	6
		50 ~ 300	5	7
980329	6665	40 ~ 700	15	8
		50 ~ 300	55	7
980519	6764	25 ~ (> 320)	18.56(0.264)	BATSE
		40 ~ 700	30	9
		50 ~ 300	60	10
980613	6891	2 ~ 28	190	9
		25 ~ (> 320)	23.808(1.032)	BATSE
		40 ~ 700	50	11
980703	6891	50 ~ 300	20	12
		20 ~ 100	20	12
		40 ~ 700	90	13
981226	7281	50 ~ 300	400	14
		2 ~ 12	40	15
		2 ~ 20	400	14
990123	7343	25 ~ (> 320)	411.648(9.273)	BATSE
		40 ~ 700	20	16
		2 ~ 28	260	16
990510	7560	25 ~ (> 320)	1.664(0.143)	BATSE
		40 ~ 700	100	17
		50 ~ 300	63.3	18
990705	7633	20 ~ 1000	63.3	18
		25 ~ (> 320)	63.36(0.264)	BATSE
		40 ~ 700	80	19
990712	7648	50 ~ 300	100	20
		20 ~ 100	100	20
		25 ~ (> 320)	68.032(0.202)	BATSE
991208	7906	40 ~ 700	45	21
		2 ~ 26	45	21
		40 ~ 700	30	22
991216	7906	25 ~ (> 320)	31.616(3.137)	BATSE
		25 ~ 100	60	23
		50 ~ 300	50	24
000131	7975	20 ~ 100	50	24
		25 ~ (> 320)	15.168(0.091)	BATSE
		25 ~ 100	50	25
000210	8079	—	100	26
		40 ~ 700	20	27
		50 ~ 300	16	28
000301C	8079	—	16	28
		5 ~ 12	10	29
		25 ~ 100	30	30
000418	8079	25 ~ (> 320)	2.288(0.92)	BATSE
		25 ~ 100	20	31
		25 ~ 100	500	32
000926	8079	25 ~ 100	25	33
		2e8 ~ 2e9	12	34
		8 ~ 85	12	35
010921	8079	1e8 ~ 1.5e8	12	34
		8 ~ 85	70	36
		25 ~ 100	40	37
020124	8079	—	66	38
020405	8079	—	66	38
020427	8079	—	66	38

**Table 1.** Continued

GRB (/XRF)	trig. NO.	Duration Band ( <i>KeV</i> )	$t_{dur}$ (s)	Ref.
020813		2 ~ 25	125	39
		25 ~ 100	125	40
		8 ~ 40	125	39
021004		8 ~ 40	100	41
021211		8 ~ 40	5.7	42
030226		30 ~ 400	100	43
030323		30 ~ 100	26	44
		25 ~ 100	5	45
030328		30 ~ 400	100	46
030329		30 ~ 400	50	47
		15 ~ 5000	35	48
030429		30 ~ 400	14	49
		25 ~ 100	5	50
030528		7 ~ 30	60	51
030723		7 ~ 30	23	52
040511		30 ~ 400	38	53
040924		7 ~ 80	1	54
		20 ~ 300	1.5	55
		30 ~ 400	0.6	54
		7 ~ 30	1.2	54

References. - 1. Kouveliotou et al. (1997); 2. Costa et al. (1997); 3. Remillard et al. (1998); 4. Kippen et al. (1997); 5. Heise et al. (1997); 6. Celidonio et al. (1998); 7. Briggs et al. (1998); 8. Frontera et al. (1998); 9. Muller et al. (1998); 10. Connaughton (1998); 11. Smith et al. (1998a); 12. Woods et al. (1998); 13. Amati et al. (1998); 14. Kippen (1998); 15. Smith et al. (1998b); 16. Di Ciolo et al. (1998); 17. Feroci et al. (1999); 18. Kippen (1999a); 19. Dadina et al. (1999); 20. Kippen (1999b); 21. Celidonio et al. (1999); 22. Heise et al. (1999); 23. Hurley & Cline (1999); 24. Kippen et al. (1999); 25. Hurley et al. (2000a); 26. Kippen (2000a); 27. Stornelli et al. (2000); 28. Kippen (2000b); 29. Smith et al. (2000); 30. Hurley et al. (2000b); 31. Hurley et al. (2000c); 32. Hurley et al. (2000d); 33. Hurley et al. (2000e); 34. McEnery (2001); 35. Ricker et al. (2001); 36. Ricker et al. (2002); 37. Hurley et al. (2002a); 38. in 't Zand et al. (2002); 39. Villaseñor et al. (2002); 40. Hurley et al. (2002b); 41. Shirasaki et al. (2002); 42. Crew et al. (2002); 43. Suzuki et al. (2003); 44. Graziani et al. (2003); 45. Beckmann et al. (2003); 46. Villaseñor et al. (2003); 47. Ricker (2003); 48. Golenetskii et al. (2003); 49. Doty et al. (2003); 50. Hurley et al. (2003); 51. Atteia et al. (2003); 52. Prigozhin et al. (2003); 53. Dullighan et al. (2004); 54. Fenimore et al. (2004); 55. Golenetskii et al. (2004)

**Table 2.** Estimated values of the initial Lorentz factor and the corresponding rest frame peak energy

GRB/XRF	$E_{0,p}$	$\Gamma$
970508	0.354	205
970828	2.08	140
971214	1.14	301
980326	0.151	311
980519	2.31	155
980613	0.6991	140
980703	3.40	73.4
981226	0.983	77.8
990123	4.03	252
990510	0.752	284
990705	0.794	219
990712	0.330	141
991216	1.19	269
000131	1.13	398
000911	5.79	103
010921	0.285	227
020124	0.723	252
020405	1.53	201
020427	0.0273	165
020813	0.857	187
021004	0.930	143
021211	0.133	342
030226	0.859	169
030328	0.837	190
030329	0.293	135
030429	0.203	316
030528	0.203	159
030723	0.0877	160
040511	0.697	235
040701	0.120	522