

Submitted to ApJ, Feb. 2, 2005, accepted March 23, 2005

Transit Lightcurve Signatures of Artificial Objects

Luc F. A. Arnold

Observatoire de Haute-Provence CNRS 04870 Saint-Michel-l'Observatoire, France.

arnold@obs-hp.fr

ABSTRACT

The forthcoming space missions, able to detect Earth-like planets by the transit method, will *a fortiori* also be able to detect the transit of artificial planet-size objects. Multiple artificial objects would produce lightcurves easily distinguishable from natural transits. If only one artificial object transits, detecting its artificial nature becomes more difficult. We discuss the case of three different objects (triangle, 2-screen, louver-like 6-screen) and show that they have a transit lightcurve distinguishable from the transit of natural planets, either spherical or oblate, although an ambiguity with the transit of a ringed planet exists in some cases. We show that transits, especially in the case of multiple artificial objects, could be used for the emission of attention-getting signals, with a sky coverage comparable to the laser pulse method. The large number of expected planets (several hundreds) to be discovered by the transit method by next space missions will allow to test these ideas.

Subject headings: Extraterrestrial intelligence – Planetary systems – Extra-solar planet – Transit

1. Introduction

Current Search for Extraterrestrial Intelligence (SETI) programs concentrate on the search for radio or optical laser pulses emissions (Tarter 2001). We propose here an alternative approach for a new SETI: considering that artificial planet-size bodies may exist around other stars, and that such objects always transit in front of their parent star for a given remote observer, we may thus have an opportunity to detect and even characterize them by the transit method, assuming these transits are distinguishable from a simple planetary

transit. These objects could be planet-size structures built by advanced civilizations, like very lightweight solar sails or giant very low density structures maybe specially built for the purpose of interstellar communication by transit. The mass involved in these structures would be a negligible part of the mass of the mother planet. Such objects would remain much smaller than Dyson shells (Dyson 1960; Bradbury 2001), hypothetical artificial structures bigger than the star itself.

Can the artificial nature of a planet-size body be detected ? If only one spherical body transits, there is, strictly speaking, an ambiguity on its nature - natural or artificial -, although spectroscopy (or high angular resolution imaging in the future) can give significant insights to answer this question, like for HD209458b (Vidal-Majar et al. 2003). But we know that a planetary transit lightcurve contains fine features due to the object shape, as soon as a 10^{-4} or better accuracy is reached for a Jupiter-size object in front of a Solar-like star. These features reveal planet oblateness (Barnes & Fortney 2003), double planets (Sartoretti & Schneider 1999) or ringed planets - moreover oblate too - (Barnes & Fortney 2004). Although the sphere is the equilibrium shape preferred for massive and planet-size bodies to adapt to their own gravity, one can consider non-spherical bodies, especially if they are small and lightweight, and transiting in front of a dwarf star to produce a detectable signal. Non-spherical artificial objects - like triangles or more exotic shape - have each a specific transit lightcurve, as we show in this paper.

We also must consider the case of multiple objects: A remarkable lightcurve would be created by free-flyers transiting their star successively in a distinguishable manner. At each period, we would observe a series of transits whose number and timing would claim its artificial nature and will of communication.

We will be able to pay attention to these ideas with coming space missions Corot (Bordé et al. 2003) and Kepler (Borucki et al. 2003) that will survey up to 6.10^4 and 10^5 stars respectively, both reaching a photometric accuracy of $\approx 10^{-4}h^{-1/2}$ where h is the per-point integration time in hours. The Kepler mission expects the detection of hundreds of planets (Borucki et al. 2003).

Tarter (2001) argued that an advanced technology trying to attract the attention of an emerging technology, such as we are, might do so by producing signals that will be detected within the course of normal astronomical exploration. The on-going planetary transit search put us exactly in the position of that emerging technology civilization.

This paper discusses several possible suspect transits (Section 2). Subsection 2.1 describes how we simulate transit lightcurves. In Subsection 2.2, we point out the difficulty to detect a compact artificial object from its transit lightcurve shape, while other objects

lightcurves could display clearer features usefull as attention-getting signals. Subsection 2.3 presents the possibility of multiple transits of artificial objects, which we consider as more clear attention-getting signals. In Section 3, we first discuss the sky coverage of the transit emitted signal, comparing it to the laser pulse method (Subsections 3.1 and 3.2). We finally briefly present the implications that would rise from null or positive artificial transit detection by transit search programs (Subsection 3.3).

2. Analysis of possible suspect transits

2.1. Simulated transits

The apparent stellar flux during the transit is evaluated from a simulated image of the star in which pixels are zeroed by the transiting object. The flux is normalized to the out-of-transit stellar flux. To have properly continuous stellar flux or planet blocking flux functions (i.e. without steps due to pixelization when planet or star radii change), limb pixels are accurately interpolated. Stellar diameter is ≈ 800 pixels and to save computer time, some integrals are computed only over a strip containing the transit rather than over the whole stellar disk. The transiting object is assumed on a circular orbit of radius $a = 1 AU$ around HD209458, a $1.15 R_{\odot}$ (solar radius) star (Brown et al. 2001). The orbit projection on the star practically is close to a straight line although the code treats it as an arc of ellipse. The impact parameter is computed for the transit center.

The non-planetary object transit is fitted with a planetary transit using a Powell algorithm (Press et al. 1992) to minimize the square of the difference between both lightcurves. Four parameters in the fitting process are used: The stellar radius R_{\star} , the stellar limb darkening coefficient $u_1 + u_2$ following Brown et al. (2001); Barnes & Fortney (2003, 2004), the object impact parameter $b = |a \cos(i)|/R_{\star}$ where i the inclination of the orbit with respect to projected orbit on the sky, and the object radius r_p . Two additional parameters, otherwise set to zero, are also considered for the fit when mentioned: Object oblateness f and star limb darkening coefficient $u_1 - u_2$, the latter being weakly constrained (Brown et al. 2001). One hundred sampling points were used for the fit, corresponding to a sampling time of the order of 5 *min*.

2.2. A single object

We now analyze the transit lightcurve signature of three single non-planetary objects. The first (a triangle) has a simple and compact shape, while second and third (louver-like)

have more elongated and complex structure. All have the same cross-section, equal to a $r_p = 1.16$ Jupiter radius ($R_{Jupiter}$) planet.

The equilateral triangle is the regular convex polygon that differs most from the (planetary) circle. It is thus able to produce *a priori* a transit lightcurve different from a spherical body transit. We consider here an equilateral triangle with one side parallel to the transit direction (Fig. 1). This configuration generates a symmetrical lightcurve that eliminates the possibility of transit of a non-zero obliquity oblate (or/and ringed) object which is known to produce an asymmetric lightcurve (Barnes & Fortney 2003, 2004).

Fig.2 shows that the triangle transit lightcurve cannot exactly be fitted by a spherical nor an oblate body with zero or 90° obliquity, and that the fit residuals are symmetrical suggesting a non-spherical zero-obliquity symmetrical transiting body. Our fit gives residuals are of the order of 10^{-4} , within space missions like Corot or Kepler photometric capabilities of $\approx 10^{-4}h^{-1/2}$ (probably several transits should be cumulated to reach a sufficient accuracy).

To have a stronger signal, one can imagine these transiting objects in orbit around smaller (dwarf) stars. Moreover, as we point out in the Introduction, arbitrary shapes rather than spherical are more likely if the size of the object is smaller. Therefore, in order to have a detectable signature anyway with a small object, dwarf stars should be preferred by communicative civilizations. It must be noted that the curve Fig.2 resembles a lot to the curve of a ringed planet transit as shown for example in Fig. 1 in Barnes & Fortney (2004). This fitting degeneracy suggests that distinguishing a triangular object from a ringed planet would require a higher accuracy in the transit record than is mentioned here or in Barnes & Fortney (2004) to identify planetary rings.

If the non-spherical object rotates, the residual lightcurve will show an additional modulation due to object rotation in front of the background radiance gradient, i.e. the limb darkening of the star (Schneider 2004). This is verified in Fig.3. It shows the magnitude residuals from the lightcurve of a triangle making 7 turns on itself perpendicular to the observer direction after subtraction of the best-fit sphere. At an impact parameter of $b = 0.5$ where the background gradient is larger around transit center than at smaller b , the modulation outside ingress or egress is of the order of a few 10^{-5} magnitude. But object rotation during ingress or egress significantly perturbs the lightcurve which shows in our example several peaks of up to 6×10^{-4} magnitude with abrupt slope variations. The magnitude variation ultimately allows the measurement of the object apparent rotation period $p = P/k$, where P is the object rotation period and k the object rotational symmetry order.

Let us consider now a two-fold object composed of two symmetrical screens (Fig.4). If we neglect the structure linking the screens, the resulting transit can be considered as the sum of

two identical lightcurves, slightly phase-shifted, of compact convex bodies. Clearly a sphere would only poorly fit the resulting lightcurve. This is verified on Fig.5 showing residuals three times larger peak-to-peak than for the triangle, although both transiting objects have the same cross-section. For a given impact parameter, the 2-screen object ingress and egress duration is longer than for a compact object of similar cross-section. Therefore the fit by a sphere converges toward a larger impact parameter at which ingress and egress lengthen, and, in order to maintain the overall transit duration and depth, planet and star radii increased by $\approx 30\%$. Note that here again, the residuals lightcurve shows an ambiguity with a ringed planet (Barnes & Fortney 2004).

The last example is a louver-like object, an elongated structure composed of six screens (Fig.6). The screens produce undulating structures in the ingress and egress transit lightcurve which are visible in the residuals after best-fit sphere subtraction (Fig.7). Here again, the object elongated shape induces a longer ingress and egress than for the previously considered objects: The fit converges toward a larger impact parameter and planet and star radii increased by $\approx 80\%$ and $\approx 60\%$ respectively. The louver practically produces multiple transits. Each screen can indeed be considered as a single objects transiting one after the other, like the two screens of the previous object. The detectability of the louver is twice better than for the triangle if we consider the peak-to-peak residuals, the cross-section remaining the same. The oscillations during ingress and egress could be considered as an attention-getting signal from a communicative civilization, although the signal is in the 10^{-4} range (in our examples) and requires a sampling time of the order of 5 *min*. Detectability can even be higher as we will show in the next Section with multiple transits.

For the record, note also that non-planetary transit could be created by Dyson’s sunflowers (Dyson 2003), a hypothetical live form spread into space to efficiently collect the energy of a distant star. These structures, if they exist, could be almost circular and quite compact, but also could look like parse or dendritic arrangements. Nevertheless, large sunflowers are far from the star and transit probability consequently is very low.

2.3. Multiple objects

Let us now consider a formation of several objects spatially arranged in groups to ingress the star according to a remarkable manner, such as a series of prime numbers, or powers of two. Even more remarkable would be a sudden swap between these two flying formations after several orbits. We consider that such multiple transits would clearly be attention-getting signals and the will of communication would be obvious. The photometric accuracy required to detect 10^{-2} or deeper magnitude drops can be reached from the ground. Shallower

light drops can be detected from space-based telescope.

A minimal formation would be two objects, either identical or different so the ratio of their cross-sections is remarkable, like integers for example. The time between their respective ingress could also change, after several identical transits, so their distance would change in a remarkable ratio, like integers again for example.

If the objects transit individually, i.e. only one object in front of the star at a given moment, then we have a series of identical drops in the lightcurve, which would look like a binary message (transit/no transit). If objects are narrower from each other, they transit quasi-simultaneously and the depth of each drop is proportional to the number of the transiting objects in front of the star at a given time (Fig.8). Assuming all objects are identical, a first single transit gives the key to deconvolve the transit lightcurve of one group, as shown in Fig.8 too. The time *between the packets* can be used to introduce information in the message. In the figure, the time between each transit *inside a packet* is constant but it can also be modulated to introduce more information inside a packet.

Such flying configurations would not necessarily be stable on their orbits and would require motors to stabilize the flying formation, except if objects are placed on L_4 and L_5 Lagrange points relative to a more massive body, i.e. the mother planet for example. Due to the relative size of an object with respect to the star, only a limited number of objects can be in front of the star at a given time (five in our example), but this number can be larger in the case of Earth-size objects, giving more degrees of freedom for information transmission, with the drawback of requiring a better photometric sensitivity to be seen.

Compared to a single transit of an artificial (triangular for example as discussed in the previous section), a relaxed photometric accuracy is required to detect the artificial nature of the multiple transits. It is likely that a civilization would rather build a series of (small) objects to generate multiple transits rather than a (large) single non-spherical object for communicative purpose.

3. Discussion

3.1. Directionality and sky coverage of the transit signal

Is the transit method efficient for stellar communication compared to communication with laser pulses (Kingsley 2001) ? Let us consider that one transit corresponds to one bit of information. Considering a Sun-type star, the period of transit signal is $T = a^{3/2}$. This signal is also observable over a solid angle of $\Omega = 4\pi R_\star/a$ from which the transit is visible

during one period (we neglect the object size with respect to R_*). We define the mean spatial data rate b_t by the number n of bits emitted over a given solid angle per second of time. The higher this quantity, the higher the method relevance for the emission of attention-getting signals. Taking into account that one year is $3.2 \times 10^7 s$, we have

$$b_t = \frac{n\Omega}{T} = \frac{4\pi R_*}{3.2 \times 10^7 a^{5/2}} \approx 2 \times 10^{-9} \text{ bit.sr/s} \quad (1)$$

for an object on an Earth-like orbit ($a = 1$). It is increased by a factor of 10 if the object is at $a = 0.4$. Another factor of 10 is obtained with $n = 10$ transiting objects. The value of b_t could thus reach

$$b_t = \frac{n\Omega}{T} = \frac{10 \times 4\pi R_*}{3.2 \times 10^7 \times 0.4^{5/2}} \approx 2 \times 10^{-7} \text{ bit.sr/s}. \quad (2)$$

Precessing objects on a polar orbit would send the transit signal over $4 \pi \text{ sr}$ but only after several periods.

For comparison, let us now consider the data rate from laser pulses, b_p . Kingsley (2001) calculated that up to 10^6 solar-type stars within a radius of 300 pc could be reached by 1 ns laser pulses of 10^{18} W peak power. The farthest target, on the signal reception side, would yet collect a few thousands of photons per pulse with a 10-m telescope. On the signal emission side, a visible laser beam produced by a 10-m telescope has a width of 0.01 arcsec , covering a solid angle of $\Omega \approx 2 \times 10^{-15} \text{ sr}$. Assuming a laser duty cycle t of one second, equivalent to a laser mean power of 10^9 W following Kingsley (2001), we have

$$b_p = \frac{n\Omega}{t} \approx 2 \times 10^{-15} \text{ bit.sr/s}. \quad (3)$$

Here b_p is much smaller than b_t . Nevertheless, one can argue, assuming that life is concentrated near stars only, that the emission of laser pulses elsewhere than toward stars is ineffective and useless. Let us assume that an angle of 0.1 arcsec is shot around each star, corresponding to 30 AU for a star at 300 pc . With a 10-m emitting telescope and a beam width of 0.01 arcsec , the 0.1 arcsec patch on the sky will require 100 s of time to be shot with the same laser duty cycle as above. Thus the 10^6 solar-type stars considered by Kingsley (2001) would be equivalent to a complete sky coverage ($4\pi \text{ sr}$) and b_p becomes

$$b_p = \frac{n\Omega}{t} \approx \frac{4\pi}{10^6 \times 10^2} \approx 1.3 \times 10^{-7} \text{ bit.sr/s}. \quad (4)$$

We must note that the narrow angle of 0.1 arcsec considered above assumes that ETI has as excellent knowledge of the proper motion and distance of each of its target, in order to shoot with the laser toward the correct patch of sky that anticipates the star motion during

the laser propagating time. Otherwise the narrow laser beacon will miss its target. Without this astrometric knowledge, ETI would have to shoot in a much larger patch of sky around each target: The statistical distribution of stars proper motion measured with Hipparcos (Mignard 2005) within 300 *pc* is 0.005 to 0.01 *arcsec/yr*. A star at 300 *pc* \approx 1000 *ly* typically will move by \approx 5 *arcsec*, which would be the typical patch of sky to be shot around a target star. Again with a laser beam width of 0.01 *arcsec*, each target star would require of the order of 2.5×10^5 *s* \approx 3 *days* emitting time, and the method would fall in the $b_p \approx 10^{-13}$ *bit.sr/s* range. Of course, a smaller emitting telescope could easily produce a wider beacon but, for a given laser pulse energy, with a smaller photon flux, this flux being proportional to the emitting telescope diameter squared.

The values of b_p and b_t above show that both might reach the 10^{-7} *bit.sr/s* level, although, as Kingsley (2001) wrote in his analysis, there is a lot of room to 'play' with the numbers here. We consider that the sky coverage of the laser and the transit method have a similar efficiency in terms of data rate over a given solid angle.

3.2. Other aspects for the comparison of transits with laser beacons

The previous section shows that transits seem reasonably suited for the emission of attention-getting signals, as laser beacons are. We leave it to the reader to decide which of a 10^{18} *W* peak power laser or an Earth or Jupiter-size screen is easier to build.

Today world's most powerful lasers, now under construction like the Laser Megajoule (LMJ) in France¹ (André 1999; Cavailler et al. 2004) or the National Ignition Facility (NIF) in the US² (Miller et al. 2004), will produce pulses of 1.8×10^6 *J* within a few 10^{-9} *s*, reaching instant power of up to 6×10^{14} *W*. This at least remains 1000 times weaker than the pulses invoked by Kingsley (2001). The LMJ should allow up to 600 shots each year (constrains on components cooling, maintenance like optical alignment, optics aging), including only 30 at full power (André 1999; Cavailler et al. 2004). This is far below the $\approx 10^7$ shots (1 *Hz*) required each year to reach the previously discussed b_p values. Thus human technology with LMJ or NIF will allow b_p in the $\approx 10^{-13}$ *bit.sr/s* range.

On the large screens side, the Znamya-2 russian experiment in 1993 successfully deployed a 20 *m* membrane in space (McInnes 1999). Program future developments had considered structures up to 200 *m*, but was stopped in 1999. It can nevertheless be considered as the

¹<http://www-lmj.cea.fr/>

²<http://www.llnl.gov/nif/>

very first step toward deploying large structures in space, although objects cross-section is yet far (10^{11} to $10^{13}\times$) from Earth- or Jupiter-size object. Current human technology clearly has $b_t = 0$.

Our definition of b_p and b_t does not take into account the maximum distance at which these communicative methods remain efficient. For transits, 10^{-2} drops are detectable on faint and distant stars, like for example in the case of $I = 15.72$ magnitude star OGLE-TR-132 discovered with a 1.3 m telescope (Bouchy et al. 2004; Moutou et al. 2004). But it is unlikely that the OGLE telescope is able to discover transits on significantly fainter stars. OGLE-TR-132 lies at ≈ 2500 pc. A 550 nm 10^{18} W laser pulse emitted from there with a 10-m telescope would yet results in a ≈ 100 -photon bunch in a similar Earth-based telescope. The star itself gives ≈ 1000 photons/nm/s, meaning that with a time resolution better than 0.1 s and a filter width of 1 nm, the laser still outshines the star. A 1.3 m telescope would only collect 2 photons per pulse, but detection remains possible at this flux level (Blair & Zadnik 2002) with a cooled photomultiplier and adequate time resolution. Therefore, in very first approximation, and leaving aside the knowledge required on target proper-motion mentioned above, both methods may have quite similar ranges.

Transits of opaque objects are achromatic (although one may imagine some spectroscopic coding) and thus detectable over the entire spectrum with a simple CCD, while the detection of 10^{-9} s pulses requires a more dedicated focal instrument, like a low-resolution spectrograph equipped with a fast photon-counting camera. These arguments emphasize the relevance of artificial transits for stellar communication with respect to laser pulses.

Assuming a civilization controlling both lasers and planet-size artificial structures, it is likely that if transits are used for the emission of attention-getting signals, laser pulses would be used for the emission of large amount of data *in a given direction, i.e. toward a given target*, because the data rate *per sr* can easily be much larger with a laser than with the transit method.

3.3. Implications of artificial transit search results

Let us consider the implications of null results. Among all known variables stars, about 15×10^3 are eclipsing binaries, but none is known to have a lightcurve that suggests artificial eclipsing objects. No Dyson shells have been identified up to now (Bradbury 2001), although possible candidates exist, i.e. stars with an infrared excess (Conroy & Werthimer 2003). These negative observations suggest that civilizations able to build star-size structures simply do not exist. But it is possible to propose alternative explanations that do not preclude the

existence of these civilizations, following and adapting Blair & Zadnik (2002) arguments, for example by invoking the incompleteness of the search in terms of sensitivity or targets. The detection of zero artificial transit by the end of Corot and Kepler missions would imply the same conclusions too.

A positive result would, among others, obviously motivate other planetary transit search programs. If coming space missions detect one artificial transit among 1000 new planetary transits, we reasonably can assume a mean value of one communicative civilization for 1000 planetary systems. If this mean value is true, the Poisson law gives a probability of 37% to detect another communicative civilization within another sample of 1000 new discovered transits.

4. Conclusions

We have shown that detecting an artificial object from its transit lightcurve shape requires an excellent photometric accuracy. In our examples of transiting objects with Jupiter-like cross-sections, the fit residuals are of the order of 10^{-4} . The residuals are not always distinguishable from the transit of a ringed planet. But during ingress and egress, louver-like objects produce flux periodic variations that could be attention-getting signals from a communicative civilization. It is more likely that a communicative civilization would privilege multiple transits inducing at least 10^{-3} or deeper light drops, more easily identifiable as clear attention-getting signals.

Transit of artificial objects also could be a mean for interstellar communication *from* Earth in the future. We therefore suggest to future human generations to have in mind, at the proper time, the potential of Earth-size artificial multiple structures in orbit around our star to produce distinguishable and *intelligent* transits.

The author thanks J. Schneider (Observatoire de Paris-Meudon) for stimulating discussions, L. Koechlin (Observatoire Midi-Pyrénées, Toulouse), J.W. Barnes and J.J. Fortney (Dpt of Planetary Sciences, U. of Arizona, Tuscon) for their constructive remarks.

REFERENCES

André, M.L. 1999, Fusion Engineering & Design, 44, 43-49

Barnes, J.W., & Fortney, J.J. 2003, ApJ, 588, 545-556

- Barnes, J.W., & Fortney, J.J. 2004, ApJ, 616, 1193-1203
- Blair, D.G., & Zadnik, M.G. 2002, Astrobiology, 2, 305-312
- Bordé, P., Rouan, D., & Léger, A. 2003, A&A, 405, 1137-1144
- Borucki, W.J., Koch, D., Basri, G., Brown, T., Caldwell, D., Devore, E., Dunham, E., Gautier, T., Geary, J., Gilliland, R., Gould, A., Howell, S., & Jenkins, J. 2003, Proc. Conf. on 'Towards Other Earths: DARWIN/TPF and the Search for Extrasolar Terrestrial Planets', 22-25 April 2003, Heidelberg, Germany, M. Fridlund, T. Henning, Eds., ESA SP-539, 69-81
- Bouchy, F., Pont, F., Santos, N.C., Melo, C., Mayor, M., Queloz, D., & Udry, S., 2004, A&A, 421, L13-L16
- Bradbury, R.J. 2001, Proc. SPIE Vol. 4273 on 'The Search for Extraterrestrial Intelligence (SETI) in the Optical Spectrum III', Stuart A. Kingsley, Ragbir Bhathal, Eds., 56-62
- Brown, T.M., Charbonneau, D., Gilliland, R.L., Noyes, R.W., & Burrows, A. 2001, ApJ, 552, 699-709
- Conroy, C., & Werthimer, D. 2003, <http://setiathome.ssl.berkeley.edu/~cconroy/ds.html>
- Cavailler, C., Fleurot, N., Lonjaret, T., & Di-Nicola J.M., 2004, Plasma Phys. Control. Fusion, 46, B135-B141
- Dyson, F.J. 1960, Science, 131(3414), 1667-1668
- Dyson, F.J. 2003, Int. J. of Astrobiology, 2(2), 103-110
- Kingsley, S.A. 2001, Proc. SPIE Vol. 4273 on 'The Search for Extraterrestrial Intelligence (SETI) in the Optical Spectrum III', 20-26 January 2001, San Jose, California USA, Stuart A. Kingsley and Ragbir Bhathal, Eds., 72-92
- Press, W.H., Teukolsky, S.A., Vetterling, W.T., & Flannery, B.P. 1992, *Numerical Recipes in C*, Cambridge University Press, 2nd Edition
- McInnes, C.R. 1999, *Solar Sailing: Technology, Dynamics and Mission Applications*, Springer-Praxis Series in Space Science and Technology, 1st Edition, ISBN 1-85233-102-X
- Mignard, F. 2005, private communication
- Miller, G.H., Moses, E.I., & Wuest, C.R. 2004, Nuclear Fusion, 44(12), S228-S238

Moutou, C., Pont, F., Bouchy, F., & Mayor, M. 2004, *A&A*, 424, L31-L34

Sartoretti, P., & Schneider, J. 1999, *A&A Suppl.*, 134, 553-560

Schneider, J. 2004, private communication

Tarter, J. 2001, *Ann. Rev. of Astronomy and Astrophysics*, 39, 511-548

Vidal-Majar, A., Lecavalier des Etangs, A., Desert, J.-M., Ballester, G., Ferlet, R., Hebrard, G., & Mayor, M. 2003, *Nature*, 422, 143




Fig. 1.— Transiting objects: A triangular equilateral object (upper strip) and the best-fit spherical planet and star (lower strip, same scale as upper strip). The star model for the triangle transit is HD209458 with limb darkening coefficients $u_1 + u_2 = 0.64$ and $u_1 - u_2 = -0.055$ (Brown et al. 2001). The triangle edge length is 0.280 stellar radius. The object impact parameter is $b = 0.176$ (transit center). The best-fit sphere has an impact parameter of $b = 0.19$ and a radius of $r_p = 1.16 R_{Jupiter}$. Best-fit star has $u_1 + u_2 = 0.66$, with $u_1 - u_2$ set to zero, and a non-significant radius increase of 0.5%. Fitting object oblateness f , either with zero or 90° obliquity to maintain lightcurve symmetry, converges to solutions not significantly different from the case $f = 0$.

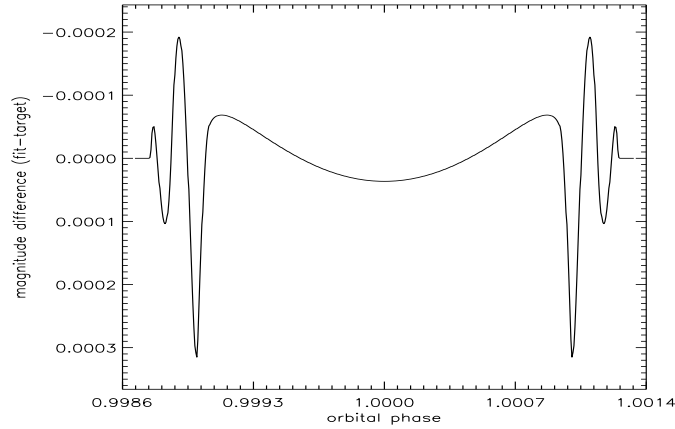


Fig. 2.— Magnitude difference between the transit of the triangular object and the best-fit sphere shown Fig.1.

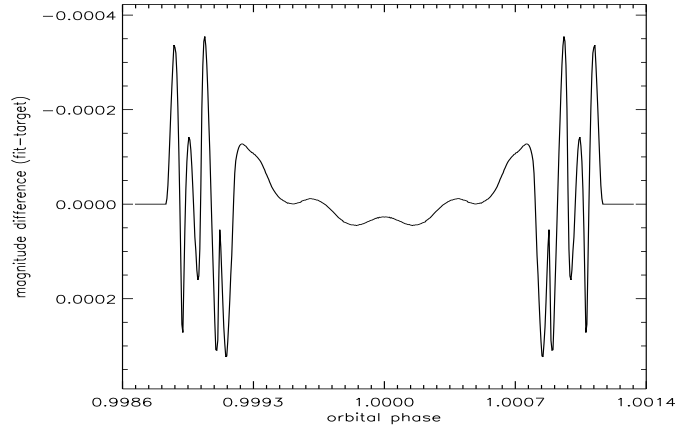


Fig. 3.— Magnitude difference between the transit of a rotating triangular object (same as shown Fig.1) and the best-fit spherical planet and star. The triangle makes seven turns on itself during the transit of HD209458 at $b = 0.5$. The fit gives a transiting sphere of $1.17 R_{Jupiter}$ at $b = 0.51$ and a star with $u_1 + u_2 = 0.67$, $u_1 - u_2 = 0$ and R_\star increased by 1%. Here, the curve is symmetric because the rotating object is in a symmetric position at transit center with respect to object orbital plane. If it would not be the case, then the curve would be asymmetric.




Fig. 4.— Transiting objects: A 2-screen object (upper strip) and the best-fit spherical planet and star (lower strip, same scale as upper strip). The fit gives a transiting sphere of $1.58 R_{Jupiter}$ at $b = 0.51$ and a star with $u_1 + u_2 = 0.67$, $u_1 - u_2 = 0$ and $R_\star = 1.47 R_\odot$.

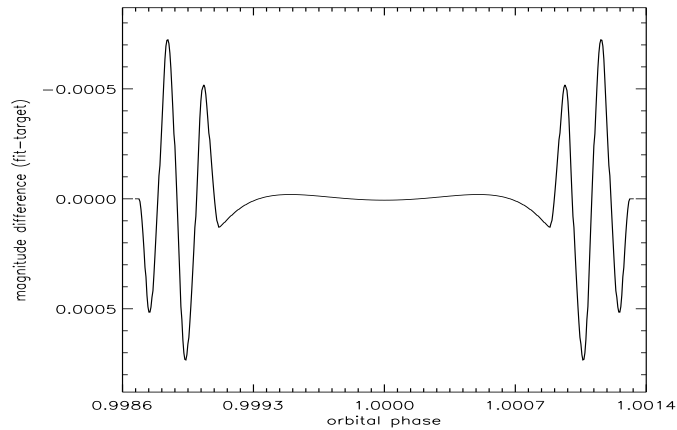


Fig. 5.— Magnitude difference between the transit of a 2-screen object (Fig.4) and the best-fit spherical planet and star.



Fig. 6.— Transiting objects: A louver-like 6-screen object (upper strip) and the best-fit spherical planet and star (lower strip, same scale as upper strip). The fit gives a transiting sphere of $2.08 R_{Jupiter}$ at $b = 0.79$ and a star with $u_1 + u_2 = 0.57$, $u_1 - u_2 = 0$ and $R_\star = 1.85 R_\odot$.

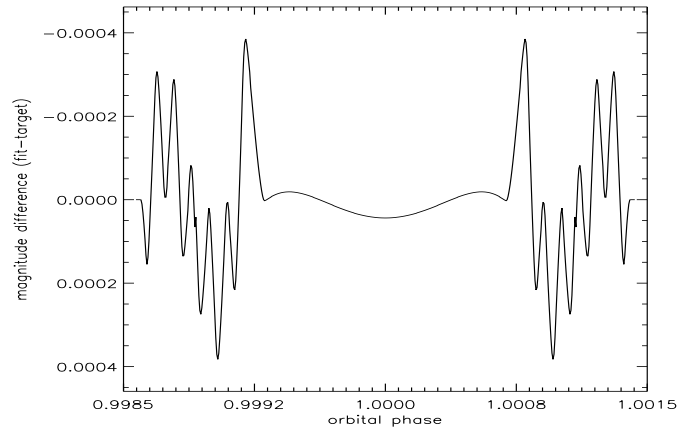


Fig. 7.— Magnitude difference between the transit of a louver-like 6-screen object (Fig.6) and the best-fit spherical planet and star.

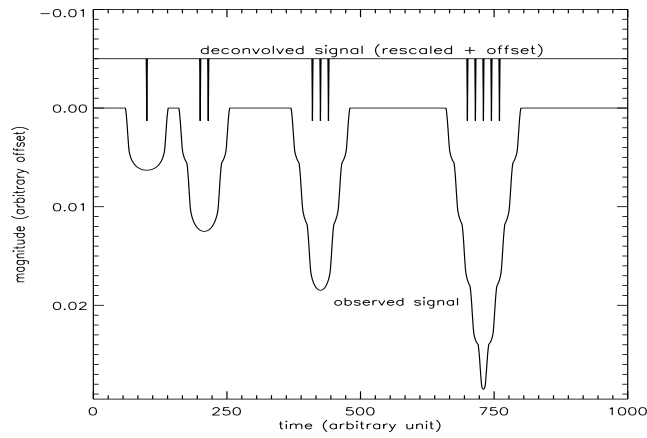


Fig. 8.— Example of multiple transits generated by eleven objects, grouped in prime numbers (1, 2, 3 and 5 objects). Note that the time between transits also increases as a prime numbers series. Each object has a Saturn-like cross-section and transits the star HD209458 with an impact parameter $b = 0.5$. Here, due to objects size and space between them, only 5 objects can be simultaneously in front of the star for a given observer. The first transit of a single object allows to deconvolve the transits of multiple objects (upper curve).