

Possibility of Ultra High-Energy Cosmic Rays from the Giant Flare in SGR 1806-20

Katsuaki Asano,^{*} Ryo Yamazaki,[†] and Naoshi Sugiyama^{*}

(Dated: December 2, 2024)

On 2004 Dec, 27, a luminous giant flare from soft gamma-ray repeater 1806-20 was observed. The radiation mechanism of the initial peak of the flare is in controversy, though the same mechanism as established for gamma-ray burst afterglows may explain the radio afterglow. In this letter we point out that ultra-high-energy cosmic rays may be produced, if the flare is caused by the internal shocks. Future observation of cosmic rays will determine the model of the initial peak of the giant flare.

PACS numbers: Valid PACS appear here

I. INTRODUCTION

Soft gamma-ray repeaters (SGRs) are X-/gamma-ray transient sources that shows periods of bursting activity, separated by long intervals of quiescence. They are Galactic population and considered to originate from neutron stars with intense ($\lesssim 10^{15}$ G) magnetic fields (magnetars) [1].

On 27 December 2004 a giant flare from SGR 1806-20 was observed by several detectors [2, 3, 4, 5]. The initial peak of the giant flare had ~ 0.2 s duration. The time-resolved (125 ms) energy spectrum from the *RHESSI* particle detector is consistent with that of a black body whose temperature is ~ 200 keV, though the main *RHESSI* spectroscopy detectors were saturated during the peak [6]. The isotropic-equivalent energy would have been $E_\gamma = 3.5 \times 10^{46} d_{15}^2$ erg and the peak luminosity in the first 125 ms would have been $L_\gamma = 1.8 \times 10^{47} d_{15}^2$ erg s $^{-1}$, where $d_{15} = d/15$ kpc is the uncertain distance to the source normalized by 15 kpc [7, 8]. In the context of the magnetar model [1], Hurley et al. [2] considered that this giant flare is a quasi-blackbody emission from a hot expanding fireball, which was only weakly polluted by baryons. The initial optical depth for pair creation is extremely large in this model. As a result, this radiation-pair plasma expands relativistically. The Lorentz factor γ increases in proportion to the radius R and the temperature in the comoving frame decreases as $T \propto R^{-1}$ [9]. The photons decouple when the temperature decreases below ~ 20 keV [10]. At this stage the Lorentz factor becomes ~ 10 , and the radius becomes $R \sim 10R_0$, where $R_0 \sim 10$ km is the size of the magnetar. The photon temperature we observe is the initial temperature independently of γ at the decouple stage because of the relativistic blue-shift. The estimated temperature $T \sim 200$ keV from this “pure radiation-pair fireball model” is consistent with the observation.

However, the spectrum of the initial peak is not yet well

determined. Mazets et al. [5] derived the best fit power-law spectral shape ($\alpha = -0.7$) with an exponential cut-off at 800 keV. There is another independent measurements resulting the power-law spectrum ($\alpha = -0.2$) with an exponential cut-off at 480 keV [4]. Nakar et al. [10] claimed that the expected energy of such an outflow is too small to explain the observed radio afterglow [8, 11], and concluded that the flare operates like a gamma-ray burst (GRB) in which most of the energy escapes from the source in the form of ultra-relativistic flow and it is dissipated later by shocks. Wang et al. [12] and Granot et al. [13] also showed that the same mechanism as established for GRB afterglows can explain the radio afterglow of the giant flare. Jet collimation is also suggested by Yamazaki et al. [14] through reproducing the observed light curve of the initial peak observed by *GEOTAIL* with 5.48 ms time resolution [3]. Using a simple emission model for relativistically moving matter [15], they derived an upper limit of the jet opening half-angle of 0.2 rad. In this model the initial peak in the giant flare arises from internal shocks in relativistic jets. The radius R_i , where the shock front starts to emit photons, is estimated as $R_i = 2.6 \times 10^8 \gamma^2$ cm, which is much larger than the radius $\gamma R_0 \sim 10^7$ cm derived from the pure radiation-pair fireball model.

We cannot, at present, decide which model is correct so far. One of the methods to determine the model is observation of ultra-high-energy cosmic rays (UHECRs) from SGR 1806-20. If the jet model is correct, the shock waves may accelerate non-thermal protons to very high energies. In this paper we discuss possibility of UHECR production in the giant flare of SGR 1806-20, which helps us determine the model of the flare. In §2 we obtain the maximum energy of UHECRs accelerated in shock waves based on the jet model of Yamazaki et al. [14]. In §3 expected number flux of UHECRs, which depends on the structure of the Galactic magnetic fields, is discussed. Our conclusions are summarized in §4.

II. MAXIMUM ENERGY OF COSMIC RAYS

In this section we adopt the jet model of Yamazaki et al. [14] and estimate the maximum energy of cosmic rays we can observe. We do not insist that the model of

^{*}Division of Theoretical Astronomy, National Astronomical Observatory of Japan, 2-21-1 Osawa Mitaka Tokyo, Japan

[†]Department of Earth and Space Science, Osaka University, Toyonaka 560-0043, Japan

Yamazaki et al. [14] is absolutely correct. However, we adopt this internal shock model as a representative one which explains the initial peak in the giant flare and may lead to the radio afterglow as discussed in Wang et al. [12] and Granot et al. [13]. We expect that even another internal shock model may predict similar maximum energies to ours, as long as assumed spherical energy and time-scale are close to ours.

In the model of Yamazaki et al. [14] a shell moving with the Lorentz factor γ emits gamma-rays from $R = R_i = 2.6 \times 10^8 \gamma^2$ cm to $R_e \simeq 10R_i$. The duration in the comoving frame is $(R_e - R_i)/c\gamma \sim R_e/c\gamma$, which corresponds to the shell crossing time scale. Therefore, the shell width in the observer frame is about R_e/γ^2 , while the shell width used conventionally in the standard GRB model is R_i/γ^2 that implies $R_e \sim R_i$. Thus the shell width obtained from *GEOTAIL* light curve is ~ 10 times larger than that in the standard GRB model. As a result the physical conditions around $R \sim R_i$ and $R \sim R_e$ are different.

It is difficult to estimate the magnetic field in the shell, because information we can obtain from the light curve is that on kinematic properties only. The plasma in the shell coming from the magnetar may be strongly magnetized. A part of the energy of the magnetic field may be expended in the acceleration phase, while the shocked plasma may enhance the field. Though we recognize the above difficulties, we assume the magnetic field in the comoving frame as a simple form: $B = B_0(R/R_0)^{-3/2} = 10^{15} B_{15}(R/R_0)^{-3/2}$ G. For $R = R_i$, $B(R_i) = 2.4 \times 10^5 R_6^{3/2} \gamma_2^{-3}$ G, where $R_0 = 10^6 R_6$ cm and $\gamma = 100\gamma_2$.

The shocks may accelerate non-thermal protons. The maximum energy of accelerated particles E_{\max} is restricted by the condition that the particle Larmor radius $r_L = E/\gamma eB$ is smaller than the size scale of the emitting region $(R - R_i)/\gamma \sim R/\gamma$. This condition gives the maximum energy $E_{L,\max} = 1.9 \times 10^{20} \gamma_2^{-1} B_{15} R_6^{3/2} (R/R_i)^{-1/2}$ eV.

Another condition to generate cosmic rays is that the cooling time scale of protons should be longer than the dynamical time scale $T_{\text{dyn}} = R/c\gamma$. As long as we consider energies below $E_{L,\max}$, the acceleration time scale ($\sim r_L/c$) may be shorter than T_{dyn} . If the protons accelerated to a high energies cool down before they escape from the shell, those particles cannot become cosmic rays. For the proton-synchrotron cooling we obtain the maximum energy $E_{\text{syn},\max} = 9.1 \times 10^{18} \gamma_2^6 B_{15}^{-2} R_6^{-3} (R/R_i)^2$ eV.

The maximum energy of cosmic rays is determined by $\min\{E_{L,\max}, E_{\text{syn},\max}\}$. The results are plotted in Fig. 1. For a smaller R the maximum energy is determined by $E_{\text{syn},\max}$, because the magnetic field becomes stronger. As R increases the maximum energy is determined by $E_{L,\max}$ rather than $E_{\text{syn},\max}$, because the weaker magnetic field cannot confine high energy particles in the shell. For $\gamma \lesssim 50$ the radius where the shock occurs ($\propto \gamma^2$) is smaller so that the energy limit is determined

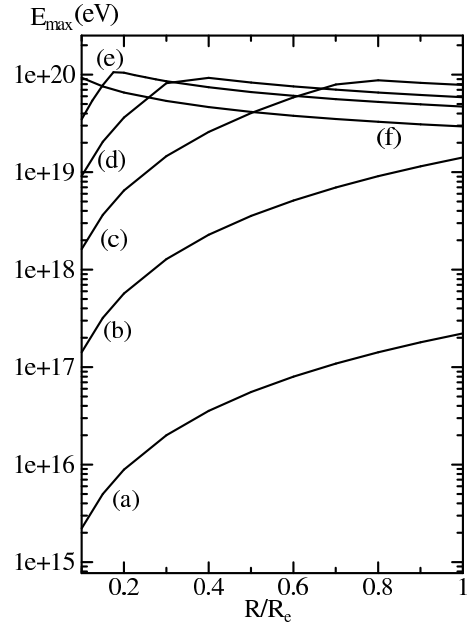


FIG. 1: The maximum energy E_{\max} determined by $E_{L,\max}$ and $E_{\text{syn},\max}$. The Lorentz factor γ is assumed as (a) 25, (b) 50, (c) 75, (d) 100, (e) 125, and (f) 200.

by $E_{\text{syn},\max}$ only between R_i and R_e . On the other hand, for $\gamma \gtrsim 150$, the limit is determined by $E_{L,\max}$ only. The peak appeared in lines of $\gamma = 75, 100, 125$ in Fig. 1 means $E_{\text{syn},\max} = E_{L,\max}$ at this radius. Once cosmic rays are created at this radius R_{\max} , these particles do not cool even for a larger radius, and escape from the shell as the magnetic field weakens. Therefore, the maximum energies of cosmic rays the shocked shells with γ can generate are the peak values in Fig. 1. The maximum determined by $E_{\text{syn},\max} = E_{L,\max}$ is $1.0 \times 10^{20} \gamma_2^{2/5} B_{15}^{2/5} R_6^{3/5}$ eV in the case of $R_i \leq R_{\max} = 3.3 \gamma_2^{-14/5} B_{15}^{6/5} R_6^{9/5} R_i \leq R_e$. The γ and B_0 -dependences for the maximum energy are rather weak. For $\gamma \geq 75$, the maximum energy is roughly constant, $\sim 10^{20}$ eV, as shown in Fig. 1.

Another cooling process we should take into account is the photopion creation [16]. If the proton photopion “optical depth” is much higher than unity, protons lose their energies in the flare source before they escape from the emitting region [17, 18]. The luminosity, which is Lorentz invariant, is $E_\gamma c/R_e = 1.2 \times 10^{43} E_{46} \gamma_2^{-2}$ erg s^{-1} , where $E_\gamma = 10^{46} E_{46}$ erg. In this case the photon energy density in the comoving frame is approximated as $U_\gamma = E_\gamma/4\pi R^2 R_e$. The condition to create pions is $E_{\text{CR}} \epsilon_\gamma \geq 0.2 \text{ GeV}^2$, where E_{CR} and ϵ_γ are energies of a nucleon and an interacting photon, respectively. In order to estimate the energy loss rate due to the photopion creation we need the soft photon spectrum in the flare, which is unknown.

If the giant flare is thermal emission of ~ 200 keV, the number of soft photons that interact with protons of $\sim 10^{20}$ eV is too small to create pions in the dynamical time scale. However, it may be premature to conclude

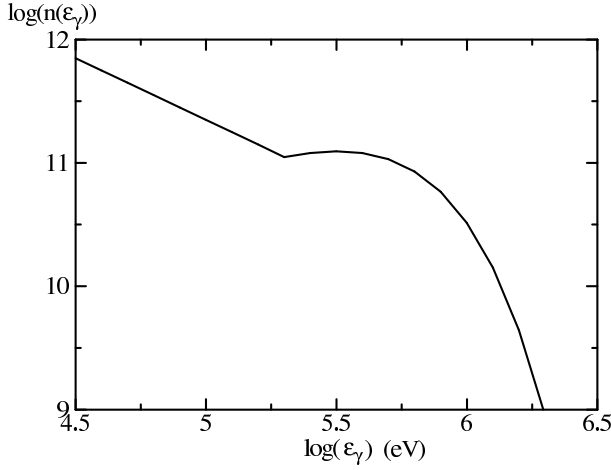


FIG. 2: The photon spectrum we assumed.

TABLE I: The Lorentz factor and the radius for the models in Fig. 3.

Model	γ	R/R_i
a	25	10
b	50	10
c	75	8
d	100	4
e	200	1

that the spectrum observed by *RHESSI* is thermal. The data (6 points between 50 keV and 1 MeV) may be fitted by a steep broken-power-law spectrum. As suggested in Mazets et al. [5] and Palmer et al. [4], there is possibility that soft photons due to non-thermal electrons may distribute below ~ 200 keV with the spectrum $n(\epsilon_\gamma) \propto \epsilon_\gamma^{-p}$ as observed in standard GRBs.

As the most pessimistic case, we assume that power-law photons with $p = 1$ or 1.5 dominate below 200 keV without the low-energy cut-off. Above 200 keV we adopt the Planck spectrum with 200 keV, though the spectrum shape above 200 keV is not important for the cooling process of ultra-high-energy particles. The spectrum we assume is schematically shown in Fig. 2. Although the number of the power-law photons is much larger than the high-energy photons, the energy contribution of the soft photons is not important for $p < 2$. Using the same cross section and method as [18], we estimate the time scale of the photopion creation T_{pi} near R_{max} . The results are plotted in Fig. 3.

The low-energy bump appeared in Fig. 3. is due to the “thermal” photons above 200 keV. Above this energy nucleons interact with the power-law photons. In this case the number of the interacting photons ($n(\epsilon_\gamma)d\epsilon_\gamma$, $\epsilon_\gamma \sim 0.2\text{GeV}^2/E_{\text{CR}}$) is independent of E_{CR} for $p = 1$. As a result, the time scale is nearly constant in this energy region. For $p = 1.5$ the time scale becomes shorter as E_{CR} increases ($T_{\text{pi}} \propto E_{\text{CR}}^{-1/2}$). If the power-law spectrum has a low-energy cut-off due to synchrotron self-

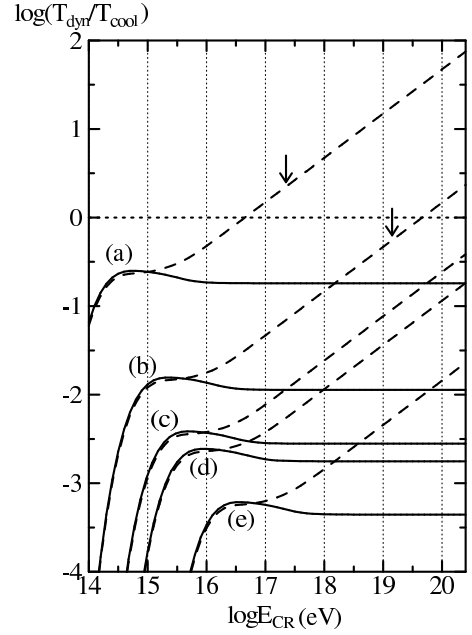


FIG. 3: The time scale ratio $T_{\text{dyn}}/T_{\text{pi}}$ vs. energy of nucleons for photon index $p = 1$ (solid) and $p = 1.5$ (dashed). The parameters for model (a)-(e) are listed in Table 1. The total photon energy E_γ is fixed as 3×10^{46} erg. The two arrows represent the maximum energies E_{max} for (a) and (b). The values $E_{\text{max}} \sim 10^{20}$ eV for (c)-(e) are omitted to mark.

absorption etc., the time scale will increase from the corresponding energy.

If γ is large enough, the photopion production is inefficient. Even for $\gamma = 25$ and $p = 1.5$, the cosmic ray energy, at which $T_{\text{pi}} = T_{\text{dyn}}$, is comparable to the maximum energy estimated from the condition $E_{\text{syn,max}} = E_{\text{L,max}}$.

Unless the energy of soft photons below 50 keV is much larger than the energy *RHESSI* observed, there is possibility that UHECRs $\sim 10^{20}$ keV come from the SGR 1806-20 giant flare.

III. PROPAGATION OF UHECRS

The source location of the flare is about 10° from the Galactic center. In the region around the Galactic center the magnetic field is highly uncertain. The time delay due to random magnetic fields may be approximated as

$$T_{\text{delay}} \simeq \left(\frac{eB_G d}{E_{\text{CR}}} \right)^2 \frac{l}{c}, \quad (1)$$

[19], where $B_G = 10^{-6}B_{-6}$ G is the average magnetic field strength in the Galaxy, and $l = 10l_{10}$ pc is the correlation length of the magnetic field. The largest scale of the turbulent field is estimated as 10-100 pc [20]. From this simple estimate we obtain $T_{\text{delay}} \simeq 0.6B_{-6}^2 d_{15}^2 l_{10} (E_{\text{CR}}/10^{20}\text{eV})^{-2}$ yr. The arrival time difference ΔT may be tens of percent of T_{delay} [21]. If the

energy of cosmic rays above 10^{20} eV is P_{CR} percent of the total photon energy $E_\gamma \sim 10^{46}$ erg, the number flux at the earth is about $0.2P_{\text{CR}}d_{15}^{-2}$ particles km^{-2} in a time scale ~ 0.1 yr. 1,000 km^2 detectors such as *AUGER* (whose detection area will be 3,000 km^2 near future) will detect $200P_{\text{CR}}$ UHECRs. This number is much larger than the expected number of UHECRs with $> 10^{20}$ eV ($\sim 20\text{yr}^{-1}$).

As the energy of UHECRs decreases, the time delay extends as $T_{\text{delay}} \propto E_{\text{CR}}^{-2}$. Even for $E_{\text{CR}} = 10^{19}$ eV the delay becomes ~ 60 yr at least. If both the number spectrum of UHECRs $N(E_{\text{CR}})$ and ΔT are proportional to E_{CR}^{-2} as conventionally assumed, the number flux $\sim N(E_{\text{CR}})dE_{\text{CR}}/\Delta T$ will decrease with time as $\propto E_{\text{CR}} \propto t^{-1/2}$. *EUSO* project will be useful to detect such UHECRs. The angular difference between the line of sight to the source and the UHECR's arrival direction (typically a few degrees for 10^{20} eV) will increase with decreasing E_{CR} .

If the magnetic fields are well represented by regular fields along the spiral arms, the time delay may be of the order of ~ 10 yr even for 10^{20} eV [21]. The larger scale of the magnetic field extends the time delay.

IV. CONCLUSIONS AND DISCUSSION

If the giant flare from SGR 1806-20 on 27 December 2004 is due to the internal shocks in relativistic jets, the shocks may produce UHECRs up to $\sim 10^{20}$ eV. The minimum time delay between the flare and UHECRs is about 1 yr. In standard GRBs UHECRs may lose their energy before escaping from the shell via photopion production [18]. In addition the time delay between cosmological GRBs and UHECRs may be too large to establish the

connection between the GRBs and UHECRs. On the other hand, because the giant flare of SGRs is less luminous than standard GRBs, UHECRs can escape from the shell without losing their energy. In our baryon-loaded jet model, neutrinos that are produced from the decay of charged pions may not come from this flare. It is important to try to detect UHECRs from SGR 1806-20 in order to determine the model of the flare.

Considering the opening half-angle of the jet $\Delta\theta < 3/\gamma$ obtained in Yamazaki et al. [14], the collimation corrected energy of the jet may be 10^{45} ergs if the radiation efficiency is assumed to be 10%. At a later phase the jet will decelerate and undergo the sideways expansion [22, 23]. As a result the jet will be observed as an afterglow due to spherically propagating blast wave of 10^{45} erg [12, 13].

If giant flares from SGRs always generate UHECRs, they can be the primary sources of UHECRs we observe. The energy density U_{CR} of cosmic rays above 10^{19} eV is $\sim 10^{-9}\text{eVcm}^{-3}$ (see e.g. [24]). UHECRs may escape from the Galaxy in a time scale $10 \text{ kpc}/c \sim 3 \times 10^4$ yr. In order to retain the energy density we need the UHECR production rate $U_{\text{CR}}(10\text{kpc})^2c \sim 5 \times 10^{34}$ erg s^{-1} . Assuming that the number of SGR in the Galaxy is $\sim 10^2$ and a SGR arouses a giant flare per 20 yr, we obtain 1×10^{-7} flares s^{-1} . Then we need UHECRs of 4×10^{42} erg per a flare to explain U_{CR} . The required energy is about 0.1 percent of the jet energy.

Acknowledgments

This work was supported in part by JSPS Research Fellowship for Young Scientists (RY).

-
- [1] C. Thompson, and R.C. Duncan, *Astrophys. J.* 561, 980 (2001)
 - [2] K. Hurley et al., submitted to *Nature* (2005) (astro-ph/0502329)
 - [3] K. Terasawa et al., submitted to *Nature* (2005) (astro-ph/0502315)
 - [4] D.M. Palmer et al., submitted to *Nature* (2005) (astro-ph/0503030)
 - [5] E.P. Mazets et al., (2005) (astro-ph/0502541)
 - [6] S. Boggs et al., *GRB Circular Network*. 2936 (2005)
 - [7] S. Corbel, and S.S. Eikenberry, *A&A* 419, 191 (2004)
 - [8] P.B. Cameron et al., submitted to *Nature* (2005) (astro-ph/0502428)
 - [9] T. Piran, A. Shemi, and R. Narayan, *Mon. Not. R. Astron. Soc.* 263, 861 (1993)
 - [10] E. Nakar, T. Piran, and R. Sari, (2005) (astro-ph/0502052)
 - [11] B.M. Gaensler, et al., *Nature* in press (2005) (astro-ph/0502393)
 - [12] X.Y. Wang et al., (2005) (astro-ph/0502085)
 - [13] J. Granot et al., submitted to *ApJL* (2005) (astro-ph/0503251)
 - [14] R. Yamazaki et al., submitted to *Nature* (2005) (astro-ph/0502320)
 - [15] R. Yamazaki, K. Ioka, and T. Nakamura, *Astrophys. J.* 591, 283 (2003)
 - [16] E. Waxman, and J. Bahcall, *Phys. Rev. Lett.* 78, 2292 (1997)
 - [17] K. Asano, and F. Takahara, *Pub. Astron. Soc. Japan* 55, 433 (2003)
 - [18] K. Asano, to appear in *Astrophys. J.* 624 (2005) (astro-ph/0503262)
 - [19] E. Waxman, *Phys. Rev. Lett.* 75, 386 (1995)
 - [20] R. Beck, *Space Sci. Rev.* 99, 243 (2001)
 - [21] J. Alvarez-Muñiz, R. Engel, and T. Stanev, *Astrophys. J.* 572, 185 (2001)
 - [22] J. Rhoads, *Astrophys. J.* 525, 737 (1999)
 - [23] R. Sari, T. Piran, and J.P. Halpern, *Astrophys. J.* 519, L17 (1999)
 - [24] E. Waxman, *Astrophys. J.* 452, L1 (1995)