

# DISCOVERY OF > 200 RR LYRAE VARIABLES IN M62: AN OOSTERHOFF I GLOBULAR CLUSTER WITH A PREDOMINANTLY BLUE HB

R. CONTRERAS, M. CATELAN

Pontificia Universidad Católica de Chile, Departamento de Astronomía y Astrofísica,  
 Av. Vicuña Mackenna 4860, 782-0436 Macul, Santiago, Chile

HORACE A. SMITH

Dept. of Physics and Astronomy, Michigan State University, East Lansing, MI 48824

BARTON J. PRITZL

Macalester College, 1600 Grand Avenue, Saint Paul, MN 55105

AND

J. BORISSOVA

European Southern Observatory, Av. Alonso de Córdova 3107, 763-0581 Vitacura, Santiago, Chile

*ApJ Letters, in press*

## ABSTRACT

We report on the discovery of a large number of RR Lyrae variable stars in the moderately metal-rich Galactic globular cluster M62 (NGC 6266), which places it among the top three most RR Lyrae-rich globular clusters known. Likely members of the cluster in our studied field, from our preliminary number counts, include  $\approx 130$  fundamental-mode (RRab) pulsators, with  $\langle P_{\text{ab}} \rangle = 0.548$  d, and  $\approx 75$  first-overtone (RRc) pulsators, with  $\langle P_c \rangle = 0.300$  d. The average periods and the position of the RRab variables with well-defined light curves in the Bailey diagram both suggest that the cluster is of Oosterhoff type I. However, the morphology of the cluster's horizontal branch (HB) is strikingly similar to that of the Oosterhoff type II globular cluster M15 (NGC 7078), with a dominant blue HB component and a very extended blue tail. Since M15 and M62 differ in metallicity by about one dex, we conclude that metallicity, at a fixed HB type, is a key parameter determining the Oosterhoff status of a globular cluster and the position of its variables in the Bailey diagram.

*Subject headings:* stars: horizontal-branch – stars: variables: other – Galaxy: globular clusters: individual (M62, NGC 6266)

## 1. INTRODUCTION

While Hoyle & Schwarzschild (1955) were the first to suggest that the horizontal branch (HB) represented a post-giant phase in the evolution of low-mass stars, it was not until a decade later that the first realistic models were computed that provided a convincing description of the HB phase in terms of core helium-burning stars (Faulkner 1966; Iben & Faulkner 1968; Castellani & Renzini 1968; Rood & Iben 1968).

Since that time, influential papers by Lee, Demarque, & Zinn (1990), Lee (1990, 1991), and Clement & Shelton (1999) have established what is widely perceived to be the current paradigm in the area, which consists of the following main ingredients: i) RR Lyrae (RRL) variables in Oosterhoff (1939) type II (OoII) GCs, with their predominantly blue HB types, are evolved away from a position on the blue zero-age HB; ii) Conversely, RRL stars in OoI clusters, with their uniformly populated or red HB morphologies, are mostly “unevolved” objects; iii) The position of stars on the Bailey (period-amplitude) diagram, and therefore the Oosterhoff type, is determined not by the metallicity of the cluster, but rather by the HB type. In most of the quoted works, “HB type” is usually

taken to be the parameter  $\mathcal{L} = (B - R)/(B + V + R)$ , where  $B$ ,  $R$ , and  $V$  are the numbers of blue, red, and variable (RRL) HB stars, respectively—though many alternative definitions also exist (e.g., Fusi Pecci et al. 1993).

On the other hand, several authors have cautioned that some key observational features involving both variable and non-variable HB stars may not be straightforwardly accounted for in this way (e.g., Rood & Crocker 1989; Fusi Pecci & Bellazzini 1997; Pritzl et al. 2002; Sweigart & Catelan 1998; Catelan 2004a,b). Accordingly, additional observational tests of state-of-the-art theoretical HB models that might help unveil missing or inadequate ingredients in the calculations may prove of relevance for further progress in the area.

In this sense, little attention has been paid so far to the case of Galactic GCs with predominantly *blue* HB types, significant quantities of RRL variables, but apparently of *OoI* type. Indeed, according to the compilation of Castellani & Quarta (1987), several such cases do exist, perhaps most notably those of NGC 4147, M14 (NGC 6402), and M62 (NGC 6266).

On the other hand, variability surveys for most such GCs have generally been carried out several decades ago, and are necessarily incomplete. In addition, it has been noted (Clement 2000) that the reported RRL periods in some of these studies are incorrect, which may render their classification into an Oosterhoff type suspect.

Electronic address: mcatelan@astro.puc.cl  
 Electronic address: smith@pa.msu.edu  
 Electronic address: pritzl@macalester.edu  
 Electronic address: jborisso@eso.org

In order to clarify the situation, we have started a program to search for previously unknown variable stars in the aforementioned clusters, on the basis of state-of-the-art detection and analysis techniques. We chose to start this project with M62, which is an extremely massive GC ( $M_V = -9.19$ ; Harris 1996) with the largest known number of RRL variables (74, according to the latest revision to the Clement et al. 2001 catalog) among these clusters, thus giving us the best possibility to study a statistically significant sample of variable stars in a region of parameter space not previously covered in the literature.

Previous surveys for variable stars in M62 were carried out by van Agt & Oosterhoff (1959) and Gascoigne & Ford (1967), revealing (as already mentioned) a rich harvest of RRL variables. Studies of the color-magnitude diagram (CMD) of the cluster, on the other hand, have revealed the presence of an HB morphology which is strikingly similar to that of M15 (NGC 7078) (Caloi, Castellani, & Piccolo 1987; Piotto et al. 2002), and certainly much bluer than M68’s (NGC 4590). On the basis of the Piotto et al. HST diagrams, without applying completeness corrections at the faint end of the blue HB distribution, we obtain  $\mathcal{L} \simeq 0.55$ , and  $\mathcal{L} \simeq 0.65$  for M15. Other HB morphology parameters that are more sensitive to the detailed properties of the blue HB (e.g., Fusi Pecci et al. 1993) are likely to be even more similar between the two clusters. M15 ( $M_V = -9.17$ ; Harris 1996) has essentially the same mass as M62, and both clusters are suspected of having collapsed cores. The chief difference between the two is their metallicities, with the Harris catalog indicating a value  $[\text{Fe}/\text{H}] = -1.29$  for M62 (comparable to that of M5 = NGC 5904) but a much lower  $[\text{Fe}/\text{H}] = -2.26$  for M15. Which of these effects dominate the determination of the Oosterhoff type of the cluster—its moderately high metallicity, which would favor an OoI type (e.g., Sandage, Katem, & Sandage 1981); or its M15-like blue HB morphology, which would suggest instead an OoII classification?

The main result of our survey, which we report on in this *Letter*, is that metallicity is the dominant factor in the case of M62, since we confirm, with the discovery of over 200 variables in this cluster, the original indications (Castellani & Quarta 1987) that M62 is indeed OoI, in spite of its predominantly blue HB.

## 2. OBSERVATIONS AND DATA REDUCTION

Time-series observations in  $B$  and  $V$  were obtained by two of us (RC and JB) with the Warsaw 1.3m telescope at the Las Campanas Observatory (LCO), in the course of 7 consecutive nights over the period April 6–13 2003. The camera used is the 8kMOSAIC camera, comprised of eight  $2040 \times 4096$  chips, with a scale  $0.26''/\text{pixel}$ . A total of 126 images in  $B$  and 126 in  $V$  were secured with this setup.

An additional 42 images in  $B$  and 42 images in  $V$  were also obtained with the Cerro Tololo Inter-American Observatory (CTIO) 1.3m telescope in service mode, using the Andicam  $1024 \times 1024$  CCD, with a scale  $0.369''/\text{pixel}$ , over the timespan April 24 2003 to June 30 2003.

The LCO images were pre-processed with the Warsaw 1.3m pipeline, so that no additional pre-reduction steps were necessary. The CTIO images were pre-reduced using standard procedures.

To perform the photometry and search for variable

stars, we have employed both the image-subtraction package ISIS v2.1 (Alard & Lupton 1998; Alard 2000) and ALLFRAME (Stetson 1994). So far we have only analyzed the Warsaw 1.3m chip where the bulk of the cluster stars are located, in addition to the CTIO images. A full description of our adopted procedures, as well as the calibration, will be described in a forthcoming paper (Contreras et al. 2005). While the calibration that is used in the present work is not yet final, we believe it should be good enough to at least yield pulsation amplitudes that are reliable to within a few hundredths of a magnitude.

## 3. RESULTS

While we chose M62 for the present study because of its previously known “large” RRL population (74 variables), and while we were well aware that a significant increase in the number of known variables was likely in store due to the usage of state-of-the-art detection and analysis techniques (see, e.g., Corwin et al. 2004 and references therein), our survey revealed, much to our surprise, that M62 is in fact one of the most RRL-rich of all known GCs. The total number of RRL variables detected so far in our survey is 212, the vast majority of which, according to our preliminary analysis, is likely to be cluster members. We note that there are an additional 17 RRL variables listed in the Clement et al. (2001) catalog which fall outside the fields that we have analyzed so far, thus indicating that the total RRL population of the cluster could be even larger. For comparison, M3 (NGC 5272) is currently the most RRL-rich GC known, with a total of about 230 identified variables (Clementini et al. 2004); followed (according to the Clement et al. catalog) by  $\omega$  Centauri (NGC 5139), with a total of 161 RRL; M5 (NGC 5904), with  $N_{\text{RR}} = 126$ ; and M15, with  $N_{\text{RR}} = 88$ . Our detections clearly place M62 among the top three clusters in terms of known RRL variables, and it is not impossible that more extensive analyses of the innermost regions of the cluster and neighboring fields will reveal it to be the most RRL-rich of all known Galactic globulars. We compute a specific frequency of RRL variables  $S_{\text{RR}} = N_{\text{RR}} 10^{0.4(7.5+M_V)} \approx 46$ , which is higher than all but nine clusters according to the Harris (1996) catalog. In Figure 1, we show a few sample light curves for fundamental-mode (RRab) variables detected in our survey; whereas Figure 2 shows sample RRc light curves.

Note the possible presence of an RRc with  $P > 0.6$  d in Figure 2. That the star is indeed an RRc is suggested by several plots that make use of Fourier decomposition of the light curve, particularly those involving the amplitude ratio  $A_{21}$ . However, it does not appear to occupy the usual locus of long-period RRc stars in the period- $\phi_{31}$  plane. Catelan (2004b) notes that long-period RRc’s may be peculiarly bright, but there is no clear indication, from the CMD, that this is the case with this star (though differential reddening could in principle account for this discrepancy). We have found no evidence that the star may be a blend. There is a second example in M62, for which however we have not yet been able to obtain a calibrated light curve. Long-period RRc stars (i.e., RRc with  $P > 0.45$  d) are not only exceedingly rare, with only a handful of examples currently known in  $\omega$  Cen, NGC 6388, NGC 6441, and M3 (Catelan 2004b and references therein); they had also never previously

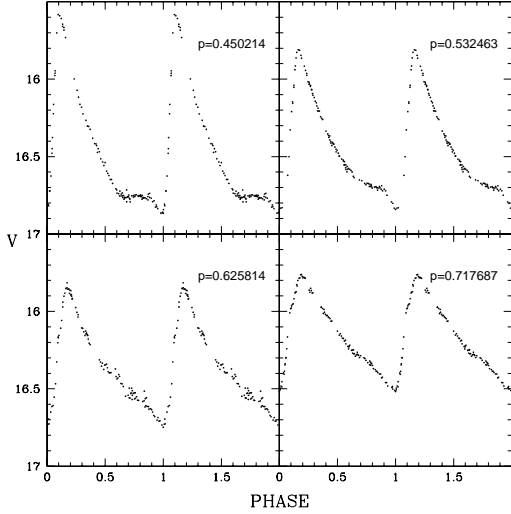


FIG. 1.— Light curves for some of the RRAb variables identified in our survey.

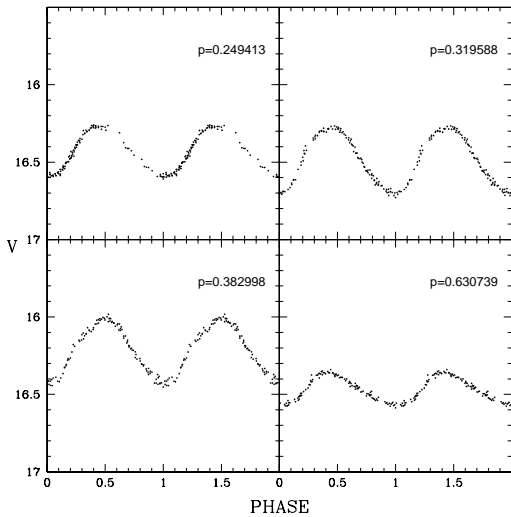


FIG. 2.— Light curves for some of the RRC identified in our survey. Note the possible presence of a first-overtone pulsator with an extremely long period (lower right plot).

been identified with periods longer than about 0.57 d. It remains to be seen whether these stars will extend the currently known period domain for first-overtone RRL.

### 3.1. Oosterhoff Classification

After removing RRL variables which are clearly non-members, and also variables with uncertain periods, we obtain  $\approx 130$  RRAb and  $\approx 75$  RRC with reliable period determinations. Based on these stars, we find  $\langle P_{ab} \rangle = 0.548$  d, and  $\langle P_c \rangle = 0.300$  d. These values are clearly consistent with the classification of the cluster into type OoI (e.g., Smith 1995), thus fully confirming the previous classification (Castellani & Quarta 1987), which however was based on many fewer stars and more uncertain light curves. The variable stars in the Clement et al. (2001) catalog which fall outside our studied fields were not included when computing these numbers.

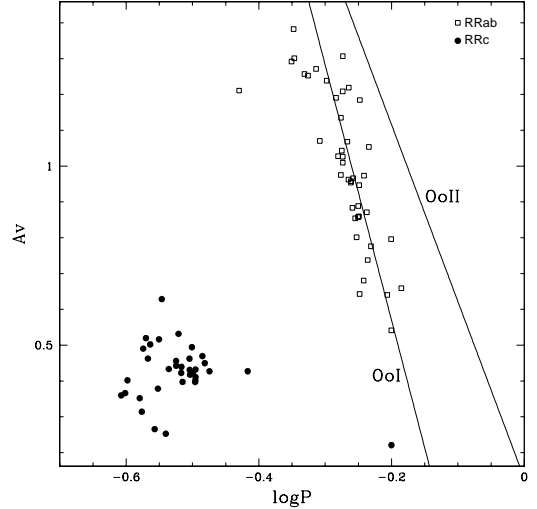


FIG. 3.— Bailey diagram for M62 RRL stars. RRAb are shown as open squares, and RRC as filled circles. Only RRAb with  $D_m < 5$  are shown.

The Oosterhoff classification of the cluster can be checked by verifying the position of the RRAb variables in the Bailey (period-amplitude) diagram. As is well known, the position of a star in this diagram can be strongly affected by the presence of the Blazhko effect. In order to minimize this problem, we have computed the Jurcsik & Kovács (1996)  $D_m$  parameter, based on Fourier decomposition, for all variables with calibrated light curves. According to several authors (Clement & Shelton 1999 and references therein; but see also Cacciari, Corwin, & Carney 2005), small  $D_m$  values provide a good criterion for cleaning the sample from Blazhko variables and other variables with problematic light curves. Accordingly, we limit our analysis to stars with  $D_m < 5$ .

In Figure 3 we show the position of the RRAb with  $D_m < 5$  in the  $A_V - \log P$  diagram. RRC variables are also indicated, and occupy the lower left region of the diagram as usual. Overplotted are the Clement (2000, priv. comm.) lines for OoI and OoII stars. In spite of the presence of some residual scatter, particularly at the short-period end of the RRAb distribution, it is clear that the Bailey diagram confirms the classification of the cluster into an OoI type.

The one intriguing aspect of M62 which is not clearly consistent with its OoI classification is the large number fraction of RRC variables. From the above number counts, we find  $f_c = N_c/N_{RR} \simeq 0.36$ . Note that this represents a large upward revision with respect to the previously available number counts, which gave instead  $f_c \simeq 0.16$  (Castellani & Quarta 1987)—clearly, our new variability survey has preferentially discovered new RRC stars, which is not surprising given the generally smaller amplitude of their light curves. While we note that the M62 c-to-ab number ratio is more in line with the cluster's blue HB morphology than with its OoI classification, it should also be noted that there exist other OoI clusters with relatively large RRC number fractions, such as NGC 6171 (M107), whose  $f_c$  is essentially identical to M62's; and NGC 4147, which has more RRC than RRAb

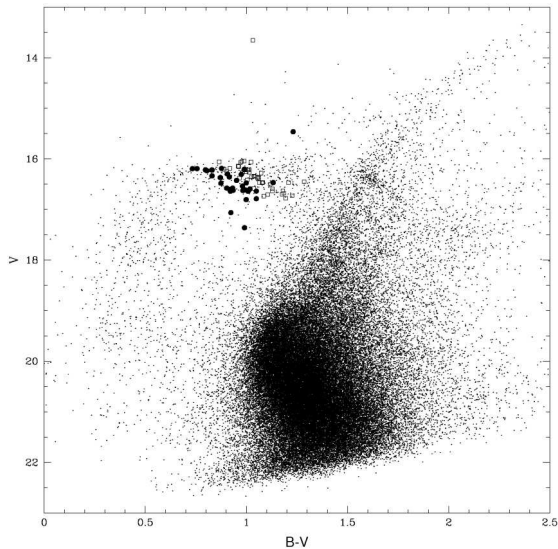


FIG. 4.— M62 CMD, based on our ALLFRAME reductions of 100 selected images. RRc variables are indicated by filled circles, and RRab by open squares.

variables (see also Arellano Ferro et al. 2004).

### 3.2. Color-Magnitude Diagram

As a result of our ALLFRAME reductions, we were able to obtain a deep CMD for M62, which however is severely affected by differential reddening in this low Galactic field ( $l = 353.57^\circ$ ,  $b = 7.32^\circ$ ), consistent with the cluster's fairly large reddening of  $E(B-V) = 0.47$  (Harris 1996). We show a calibrated CMD of the cluster in Figure 4, where stars with the ALLFRAME photometry parameter  $\chi \geq 1.5$  and with large frame-to-frame dispersion (except for confirmed RRL variables) were removed. We have checked that the “second red giant branch” to the right of the main branch is an artifact of patchy extinction accross the face of the cluster, and is indeed absent in the HST CMD of Piotto et al. (2002). RRL variables are also shown in the plot, with filled circles (RRc) and open squares (RRab). Only variables with sufficiently well-defined light curves that Fourier decomposition could be reliably performed and average magnitudes computed accordingly were included. Note

how nicely the instability strip blue and red edges slope along the direction of the reddening vector. The amplitude ratios indicate that the red and overluminous RRc is indeed a blend with a red star. A detailed investigation of the CMD position of all our detected variables, which also includes a large number of type II Cepheids, will be left for a future paper (Contreras et al. 2005).

## 4. SUMMARY AND DISCUSSION

In this *Letter*, we were able to show that M62 is one of the most RRL-rich GCs known, with a total number of RRL stars that is comparable to (and may eventually exceed) that in M3. Moreover, we have shown that, in spite of a blue HB that bears striking resemblance to M15's and is much bluer than M68's (perhaps the two most famous OoII clusters), the cluster is instead of type OoI, as confirmed both by the average periods of its RRab and RRc variables and by the position of the RRab stars in the Bailey diagram. Given that the main difference between M62 and M15 is the fact that the latter is more metal-poor than the former by about 1 dex, we conclude that metallicity (in addition to HB type) is an important factor in defining the position of RRab stars in the Bailey diagram, as well as in defining Oosterhoff status. Whereas, based on the current paradigm in the evolutionary interpretation of HB stars in GCs, one might have expected an OoII classification for this cluster (e.g., Clement 2000), it should be noted that HB theory does predict that it should be progressively more difficult to produce significant numbers of RRL stars evolved from a position on the blue zero-age HB with increasing metallicity (Pritzl et al. 2002). Metallicity, in addition to HB type, should accordingly play a non-negligible role—and this is indeed confirmed by our results.

We thank C. Clement, R. Salinas, A. W. Stephens, P. B. Stetson, and M. Zoccali for useful discussions and/or information. M.C. and R.C. acknowledge support by Proyecto FONDECYT Regular No. 1030954. B.J.P. would like to thank the National Science Foundation (NSF) for support through a CAREER award, AST 99-84073. H.A.S. acknowledges the NSF for support under grant AST 02-05813.

## REFERENCES

- Alard, C. 2000, *A&AS*, 144, 363  
 Alard, C., & Lupton, R. H. 1998, *ApJ*, 503, 325  
 Arellano Ferro, A., Arévalo, M. J., Lázaro, C., Rey, M., Bramich, D. M., & Giridhar, S. 2004, *RMxAA*, 40, 209  
 Cacciari, C., Corwin, T. M., & Carney, B. W. 2005, *AJ*, 129, 267  
 Caloi, V., Castellani, V., & Piccolo, F. 1987, *A&AS*, 67, 181  
 Castellani, C., & Quarta, M. L. 1987, *A&AS*, 71, 1  
 Castellani, C., & Renzini, A. 1968, *Ap&SS*, 2, 310  
 Catelan, M. 2004a, *ApJ*, 600, 409  
 Catelan, M. 2004b, in *ASP Conf. Ser. 310, Variable Stars in the Local Group (IAU Colloq. 193)*, ed. D. W. Kurtz & K. R. Pollard (San Francisco: ASP), 113  
 Clement, C., et al. 2001, *AJ*, 122, 2587  
 Clement, C. M. 2000, in *ASP Conf. Ser. 220, Amateur-Professional Partnerships in Astronomy*, ed. J. R. Percy & J. B. Wilson (San Francisco: ASP), 93  
 Clement, C. M., & Shelton, I. 1999, *ApJ*, 515, L85  
 Clementini, G., Corwin, T. M., Carney, B. W., & Sumerel, A. N. 2004, *AJ*, 127, 938  
 Contreras, R., et al. 2005, in preparation  
 Corwin, T. M., Catelan, M., Borissova, J., & Smith, H. A. 2004, *A&A*, 421, 667  
 Faulkner, J. 1966, *ApJ*, 144, 978  
 Fusi Pecci, F., & Bellazzini, M. 1997, in *The Third Conference on Faint Blue Stars*, ed. A. G. D. Philip, J. W. Liebert, & R. A. Saffer (Schenectady: L. Davis Press), 255  
 Fusi Pecci, F., Ferraro, F. R., Bellazzini, M., Djorgovski, S., Piotto, G., & Buonanno, R. 1993, *AJ*, 105, 1145  
 Gascoigne, S. C. B., & Ford, V. 1967, *PASAu*, 1, 16  
 Harris, W. E. 1996, *AJ*, 112, 1487  
 Hoyle, F., & Schwarzschild, M. 1955, *ApJS*, 2, 1  
 Iben, I., Jr., & Faulkner, J. 1968, *ApJ*, 153, 101  
 Jurcsik, J., & Kovács, G. 1996, *A&A*, 312, 111  
 Lee, Y.-W. 1990, *ApJ*, 363, 159  
 Lee, Y.-W. 1991, *ApJ*, 367, 524  
 Lee, Y.-W., Demarque, P., & Zinn, R. 1990, *ApJ*, 350, 155  
 Oosterhoff, P. Th. 1939, *Observatory*, 62, 104  
 Piotto, G., et al. 2002, *A&A*, 391, 945  
 Pritzl, B. J., Smith, H. A., Catelan, M., & Sweigart, A. V. 2002, *AJ*, 124, 949

- Rood, R. T., & Crocker, D. A. 1989, in IAU Colloq. 111, The Use of Pulsating Stars in Fundamental Problems of Astronomy, ed. E. G. Schmidt (Cambridge: Cambridge University Press), 218
- Rood, R. T., & Iben, I., Jr. 1968, ApJ, 154, 215
- Sandage, A., Katem, B., & Sandage, M. 1981, ApJS, 46, 41
- Stetson, P. B. 1994, PASP, 106, 250
- Sweigart, A. V., & Catelan, M. 1998, ApJ, 501, L63
- van Agt, S. L. Th., & Oosterhoff, P. Th. 1959, Ann. Leiden, 21, 253