

The persistence of the universal halo profiles

Amr A. El-Zant^{1,2}

¹*Mail Code 130-33, California Institute of Technology, Pasadena, CA 91125, USA*

²*CITA, University of Toronto, Ontario M5S 3H8, Canada (Present Address)*

6 December 2018

ABSTRACT

Simple simulations suggest that the phase space structure of haloes identified in cosmological calculations is invariant under the dynamics induced by sinking substructure satellites — the background expands so as to leave the total distribution unchanged. We use a Fokker-Planck formulation to show that there are long lived solutions for densities $\rho \sim r^\gamma$ and $-2 \leq \gamma \lesssim -1$; indices between -1 and -1.5 corresponding to the inner cusps of cosmological haloes, where the coupling is strongest; steeper ones to intermediate radii. We recover the exact solutions found by Evans & Collett (1997); reinterpret them in terms of well defined background-satellite interaction; and show that these, and all other solutions, are valid for any mass spectrum of substructure, because the governing equation is linear in their mass weighed phase space distribution. If the spatial distribution of substructure has a milder cusp than the total, the system expands; when the background has a milder cusp there is compression. It is not possible for the individual distributions to retain their original form: light particles are driven out of low energy states, being replaced by the sinking massive ones. If the clumps are considered solid, this takes the form of an exponential instability, with characteristic timescale of the order of the dynamical friction time, leading to a low energy cutoff in the distribution function of the background and a constant density core. We show that there are long lived solutions with such a cutoff. They would correspond to a situation whereas the clumps are made of dense baryonic material. When stripping is important, as in the case of dissipationless substructure, it is likely that this situation is reversed — the cutoff is now in the clump distribution function. A simple description suggests that this renders equilibria even more long lived. In all cases it is possible to find solutions that are long lived from the thermodynamical (energy transfer) perspective. In systems without stripping the only truly stable solutions however are isothermal spheres, but there are double power law solutions that may be relevant if stripping is involved. The results in this paper suggest that halo profiles similar to those found in dissipationless cosmological simulations are approximately invariant under the interaction induced by the presence of substructure satellites — a necessary condition for the observed ‘universality’. In addition, the total profile, including baryons, should also be invariant; provided the latter are initially in the form of dense clumps, whose distribution follows that of the dark matter.

Key words: dark matter – galaxies: haloes – diffusion – galaxies: general – galaxies: formation – galaxies: structure

1 INTRODUCTION

Collapsed structures identified within the context of dissipationless cosmological simulations are invariably found to exhibit some invariant, or universal, form for their density profiles — irrespective of their mass or the epoch at which they are identified (see, e.g., Navarro et al. 2004 and the

references therein) — which, moreover, seems to reflect an invariant underlying phase space density distribution (Taylor & Navarro 2001). These results are potentially of fundamental importance; they may signal the existence of a generic tendency in initially cold and nearly homogeneous gravitational configurations to evolve towards definite final

states, with a consistency reminiscent of that characterising the approach to a Gibbs distributions in laboratory systems, irrespective of the details of the initial conditions or the intermediate dynamics.

The existence of invariant final states in systems where the microscopic dynamics is known to be time reversible (Newtonian equations in our case) inevitably echoes the protracted debate pertaining to irreversibility in laboratory statistical mechanics, the main conundrum being that such ‘attractor’ like behaviour is characteristic of dissipative systems. Nevertheless, as is well known, dissipative dynamics can be effectively introduced in otherwise reversible systems by incorporating a degree of randomness. This can either be achieved by the presence of a fluctuating force, representing otherwise intractable interactions, or because the intrinsic dynamics is so complicated that tracking its detailed evolution from any given initial condition becomes impossible — the accompanying loss of information has consequences similar to the incorporation of random forces. Systems where such processes are in action may exhibit the required macroscopic irreversibility that leads to invariant final states.

Even if, in the cosmological context, the ‘universality’ may be only approximate, the relatively quaint state of affairs that transpires, rare in astrophysical research, has generated intense interest. Discussions dealing with the origin of the identified density distributions can be broadly divided into two main theses along basic nature (the profiles result from the initial collapse: Lokas & Hoffman 2001; Nusser 2001; Hiotelis 2002) or nurture (they arise from cumulative effect repeated mergers or interactions: Syer & White 1998; Dekel Devor & Hertzoni 2003; Dekel et al. 2003) lines. These situations encompass the two contexts alluded to above: irreversible evolution can either arise from the ‘violent’ internal evolution involving complicated dynamics of the mean field during the initial collapse or merger events; or phenomena arising from random encounters between, and dynamical friction forces on, component clumps. It is the latter category that concerns us here.

The fact that haloes are *always* found to have basically the same forms for their profiles suggests that *both arguments may be relevant*: for, while numerical calculations simulating the cold collapse of isolated gravitational systems do indeed show that the process can account for halo profiles (e.g., Hiotelis 2002), a halo’s tenure in the context of a cosmological environment will be punctuated by repeated mergers; it will contain substructure, which will be constantly replenished by continual infall. The density distribution needs to be invariant under the action of such interactions if the profile is to survive. Evidently, this will be the case if the underlying phase space structure is unaffected by the interactions.

In this paper we endeavour to show that this is in fact true; that the presence of substructure leaves the total phase space mass distribution of haloes with density distributions similar to those of cosmological-simulation-haloes (at least approximately) invariant. What needs to be shown is that when dynamical friction acts on clumps (representing dark matter substructure) inside a larger halo, causing them to sink towards the centre, the increased density that results

from the mass deposition is precisely balanced by an outflow in the parent halo material; and that mass stripping from clumps does not change that basic conclusion.

Since the evolution necessarily involves macroscopically irreversible behaviour, due to dynamical friction and random clump-clump encounters, the formulation presented in this paper may also shed light on the process of attainment of the universal profile *via* substructure interaction. Though this issue is only touched upon briefly here.

As in laboratory statistical mechanics, effective randomness, born of the presence of granularity in a system, can be introduced by considering a *macroscopic* transport equation that contains a collision term where this randomness is incorporated. In the context of gravitational systems the usual approximation involves the Fokker-Planck equation, extensively used in the study of globular clusters for example (Spitzer 1987). It has also been invoked in the context of cosmological haloes (Evans & Collett 1997; Weinberg 2001; Ma & Bertschinger 2003). The basic assumption in deriving it from more basic kinetic equations is that the encounters are weak. This implies that it cannot describe the dynamics leading to major mergers between a few large components of roughly equal mass. The assumption however is well founded when what is involved is the gravitational interaction of a large number of clumps (representing substructure) and their motion through a smooth background medium (representing a parent halo). This is the picture we will have in mind in this paper.

In Section 2 we discuss simple numerical experiments illustrating the phase space dynamics of such a clump-background system. Following this, in Section 3, we tackle the question of correspondence between the almost exact phase space invariance present in these calculations and the persistence of density profiles in simulations of the significantly more sophisticated cosmological context. We then outline the Fokker-Planck formulation used in this paper (Section 4) and apply it to pure power law systems (Section 5). Section 6 discusses the evolution timescales on which the total mass distribution changes, relative to the dynamical friction timescale it takes for the clumps to sink in. These are then applied to the power law solutions in Section 7. In Section 8, the evolution of the *individual* components is considered in more detail. The consequences of the solutions obtained are outlined in several sections that follow. In particular, Section 12 discusses the formation of a constant density core. This occurs in the background material if no stripping is invoked. The effect of stripping is dealt with in Section 13. Both configurations correspond to approximate equilibria, with the ones involving stripping longer lived.

Technical background material is outlined in several appendices. Its inclusion was found necessary because of the variety of conventions, terminology and notation used in the literature of the Fokker-Planck equation as applied to gravitational systems. Moreover, to the author’s knowledge, derivations of some of the results required for this paper have only been published in the (French language) paper of Henon (1961). Alternative derivations are presented.

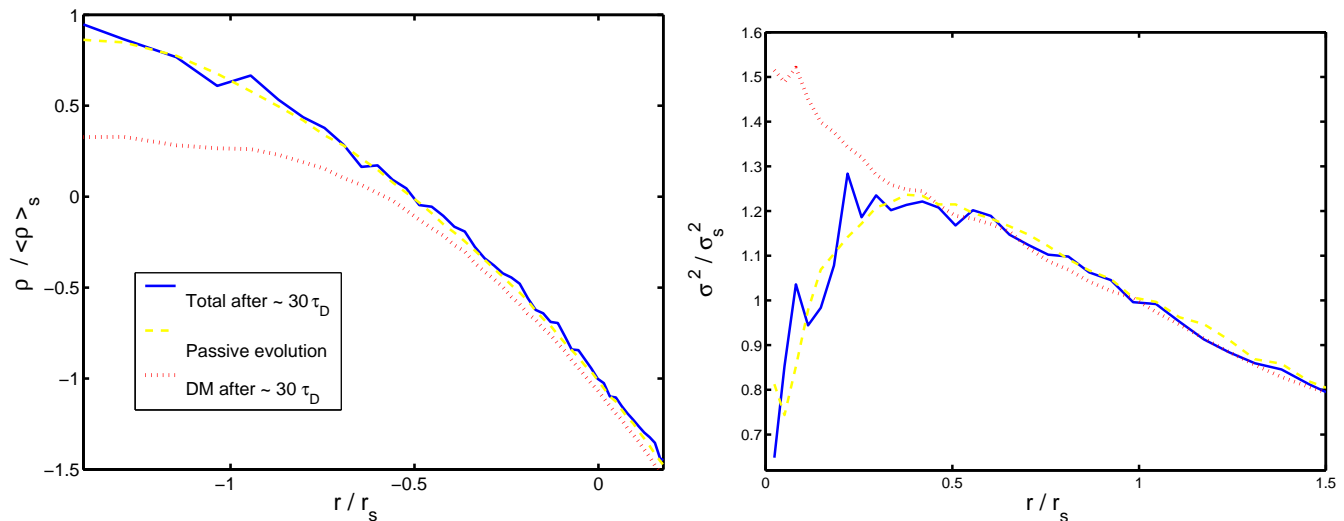


Figure 1. Density and velocity distributions of the total and background material composed of the lighter particles (denoted by DM). Passive evolution, refers to a system evolved from the same initial conditions, but with no massive particles. To reduce noise, the total distribution is averaged over three outputs, at 33.5, 32 and 30.5 dynamical times within the initial scale length r_s . The background output, which does not contain high mass particles and is therefore less noisy, is given at 33.5 dynamical times, also at r_s . Note that due to some initial evolution, resulting from the finite size of the system, this is slightly different from the scale length of the distribution shown in the figure. Since our comparison involves the passively evolved system, this effect is not of major importance.

2 NUMERICAL EXPERIMENTS

2.1 Invariance of the phase space distribution

Fig. 1 shows the density and velocity dispersion distributions of systems of massive clumps and smooth background. The simulations are identical to one of the runs presented in El-Zant et al. (2004). The clumps are represented by softened point particles whose ‘size’ is about 1/40 of the scale length of the Navarro, Frenk & White (1997) initial density distribution. There are 900 000 background (‘light’) particles through which moves a system of 900 clumps with combined mass representing 20% the system’s total. They are all started from the same initial density and velocity distributions. The system is spherically symmetric with isotropic velocities, and is evolved using a polar particle mesh code.

As already noted by El-Zant et al (2004), the total density distribution of the clump-background system remains virtually unchanged for many dynamical times (given in terms of the average density inside the initial halo scale length by $\tau_D = 1/\sqrt{G\langle\rho\rangle_s}$); it is identical, except perhaps at the very centre and up to statistical noise, to the passively evolved system containing no clumps. This statement is also true at all times smaller than the timescale shown in the figure (the invariance breaks down completely on timescales almost an order of magnitude larger, for reasons we discuss in the next subsection).

We have tried different values of the NFW concentration parameter $c = r_{vir}/r_s$. The results presented in this figure refer to a system with $c = 3.3$. We ran, in addition, simulations with $c = 10$ and $c = 33.3$, with almost identical results. Different heavy particle masses and fractions were also investigated. As long as the problem is rescaled in

terms of the relevant dynamical and dynamical-friction (see next subsection below) timescales, the situation described by Fig. 1 remains for time intervals of the order of those shown.

In El-Zant et al (2004) we had interpreted the clump distribution to be composed of baryonic material. In that case, the conclusions outlined in that paper still stand: the dark matter, made of lighter background particles, is heated and forms a constant density core; but the total distribution (interpreted to be composed of baryons and dark matter) remains constant. However, if the clumps are also made of dark matter, this invariance implies that the total distribution of dark matter remains constant.

A rather remarkable result, transpiring from Fig. 1, is that it is not only the physical density that remains unchanged, but also the velocity dispersion. The invariance of the velocity distribution is all the more remarkable because the initial ‘temperature inversion’ — the fact that the velocity dispersion decreases towards the centre — is a thermodynamically unstable state of affairs, that should be washed out under the action of energy transfer; the system then evolving towards an isothermal distribution, as heat flows from hotter to colder regions. It so happens, nevertheless, that the ‘heating’ of the lighter particles is precisely balanced by a corresponding ‘cooling’ in the clump distribution, so as to keep the total ‘temperature’ constant.

The constancy of the mass and velocity dispersion distributions in a spherical isotropic system, where the distribution function is dependent only on energy, must be associated with an invariant phase space structure. In Section 3 we argue that *this state of affairs, so stark in this idealised setting, may remain relevant, resulting in the observed per-*

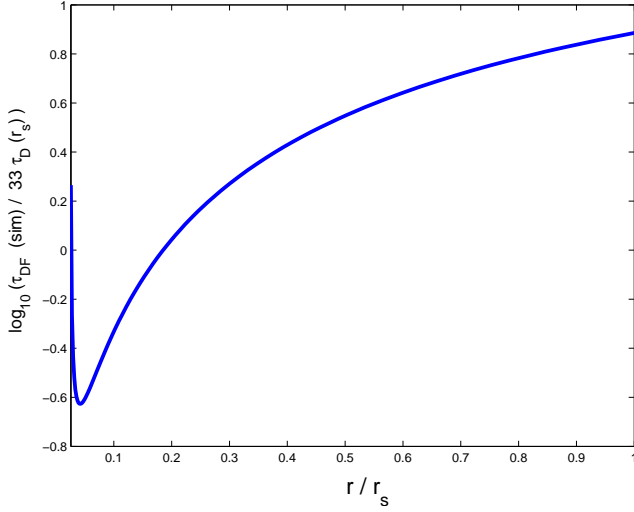


Figure 2. Dynamical friction time for an NFW system with $c = 3.3$, relative to the evolution timescale of the simulation of Fig. 1, as a function of radius. It is assumed that the massive particles have ‘size’ $1/40r_s$.

sistence of universal profiles, in the highly more complex cosmological context. The remainder of the paper is an attempt to explain and derive the simulations presented here, and to quantitatively justify this basic contention.

2.2 Parametrisation in terms of the dynamical friction time

The state of affairs described by Fig. 1 is metastable; in the sense it is long-lived, but not infinitely so. This should be obvious, since once the massive particles form a self gravitating component, relaxation resulting from their mutual interactions will result in evolution.

For timescales of order $200 \tau_D(r_s)$, we have verified that the center expands, as energy is transferred from the outer hotter regions. This is in accordance to what was found, for example, by Hayashi et al. (2003). Although we have not performed integrations for longer intervals, it is expected that it would then proceed towards core collapse.

The notion of solid clumps cannot possibly be useful however in either of these regimes; the effect of stripping, which will transform clump material into background, ensures that the former can never form an autonomous dynamical system (cf., Section 3).

We will see later in this paper (Section 6 and Section 8), that the characteristic timescale for the evolution that significantly modifies the distribution of the (light and heavy) components, but keeps the total virtually invariant, is the local dynamical friction time. It will be useful therefore to parametrise the timescale of the simulation just analysed in terms of that quantity.

To get a rough estimate of the relation between the time the system is evolved in Fig. 1 and the average dynamical

friction time within a given radius, we write the latter as (e.g., El-Zant, Shlosman & Hoffman 2001)¹

$$\tau_{DF}(\text{sim}) = \frac{E}{\dot{E}} \sim 0.75 \frac{\eta}{\ln \Lambda} \tau_D, \quad (1)$$

where $\eta = M(< r)/m$ is of the total system mass inside radius r divided by the mass of a clump and $\Lambda = \frac{b_{\max}}{b_{\min}}$ is the Coulomb logarithm. We denote this timescale with the label ‘sim’ to distinguish it from an analogous timescale τ_{DF} that we derive later, in a more rigorous manner, from diffusion coefficients (Section 6).

For a system with significant softening, as is the case here, b_{\min} is determined by the softening length. The maximum impact parameter can be taken as the radius inside which we are calculating the average dynamical friction timescale. We plot in Fig. 2 the dynamical friction time, relative to the simulated timescale, for an NFW system with $c = r_{\text{vir}}/r_s = 3.33$.

Note that the dynamical friction timescale is smaller than the simulated one only in the very inner region, and then only by a factor of a few. (It increases again, because the softening dominates. Probably by then however, the formula above becomes entirely inadequate, the dynamics being dominated by a non-Newtonian contributions to the softened potential). Thus, in terms of dynamical friction time, the system is fairly young, despite it being of significant dynamical age (parametrised in terms of τ_D).

To explain the results of the simulation discussed in Section 2.1 therefore, it suffices to show that the evolution timescales characterising the change in total phase space mass density of a system with central density cusp are much longer than the dynamical friction time. Noting also that most of the evolution in the lighter component in Fig. 1 takes place deep inside the $1/r$ cusp, it should be possible, for the purpose of explaining the aforementioned results, to approximate the system as a scale free configuration.

3 CONNECTING IDEALISED SIMULATIONS TO MORE COMPLEX SITUATIONS

There are two glaring idealisations pertaining to the calculations presented in the previous section: the heavier bodies are solid softened point particles; they also all have the same mass. The advantage, of course, is that the simplified models serve as to highlight and isolate the interesting phenomenon involving the invariance of the phase space distribution — and identify its origin in the dynamical friction interaction between a distinguishable background and a system of massive objects, the number of which is large enough so that statistical reasoning may be relevant. But how do these toy models relate to the actual situation found in realistic simulations of halo evolution in the context of CDM cosmologies? In other words, would the discovered invariance survive, at

¹ Note that this equation approximates the density distribution as $\rho \sim 1/r^2$. It also assumes that the velocity of the clumps is comparable to the dispersion of the background, which has a Maxwellian velocity distribution.

least in some approximate sense, the removal of the idealisations?

In the following we attempt to make this connection. The arguments are only suggestive; though most are broadly supported by the analysis based on the Fokker-Planck formulation presented in subsequent sections of the paper, future detailed numerical investigation should also be undertaken.

3.1 Mass spectrum

Subhaloes found in cosmological simulations do not all have the same mass. Indeed, their differential number distribution follows the rather steep mass function $\frac{dn}{dm} \sim m^{-9/5}$ (e.g., Gao et al 2004c). The mass is also a deciding factor as to how strongly a body will interact with a background — the rate of energy lost by that object varying as m^2 . It would thus appear that in the assumption of equal masses lies a drastic approximation, compromising the description of the evolution.

Nevertheless, it may precisely be the steep mass spectrum, and the sensitive dependence of the dynamical friction on the mass, that ensure that the situation described by the single (clump) mass model survives. For, by virtue of these properties, a separation of timescales will ensue; the heavier mass clumps sinking in first, while the lower mass ones are hardly affected by dynamical friction. If clump-clump interaction is not of major importance, this initial evolution will mimic that of the single mass model (clump-clump interaction will cause the dynamical evolution of small mass clumps to follow the background material).

The total distribution of the system just described is also an equilibrium. Formally, we show in Section 4, that the fundamental equation deciding the presence of an equilibrium is linear with respect to the distribution of massive objects: if a set of distributions, possibly corresponding to different mass species, is a zero of that equation, so is their sum (or any linear combination thereof). Thus, one can superpose an equilibrium distribution made of the evolved system, composed of the heaviest clumps plus background, and the distribution of the remaining (non-participating) clumps, which will remain unchanged if clump-clump interactions can be neglected (or, if such interactions are included, to various distributions of the remaining clumps).

There is a caveat. Detailed invariance will require that the clumps representing substructure be initially distributed in a similar manner to the background. But the viability of a statistical description will be severely affected by the relatively small number of massive objects in each mass range. In particular, the most massive bodies, which initially contribute most, will be represented only by a few specimen. The invariance therefore would only hold in an ensemble averaged sense. Ma & Boylan-Kolchin (2004) found that substructure may, in individual runs increase or decrease the steepness of density profiles; and cosmological simulations do indeed show large scatter in the the profiles of identified haloes (e.g., Klypin et al. 2001). More work, involving a series of simulations representing a statistical sample of

initial substructure distribution and concentrations, in the controlled context of isolated halo calculations, is in order.

If the clumps come to completely dominate the mass distribution at small radii (as happens to the evolved system in Section 2.1), then the effect of dynamical friction will be limited to the most massive specimen — by the time, at any given energy, the dynamical friction coupling is strong enough to affect the next group of clumps, most of the background particles that these clumps should couple with would have been removed. One is then left with a region that can be best described as a system of self gravitating clumps, with fluctuating and dissipative forces roughly balancing each other, but where energy transfer (‘relaxation’) leads to eventual evolution (cf. Sections 9 and 12). It is quite likely however that stripping would be effective in transforming much of the substructure into background, before such a situation transpires. This represents another form of cutoff for the dynamical friction-mediated coupling.

Two questions are clearly pertinent. They are concerned with the timescale for stripping and its effect on the total phase space mass distribution function.

3.2 Stripping

Satellites can no longer be regarded as solid clumps if any of the following processes are efficient

- (i) Particles are removed from the satellites due to pruning by the background (this includes the possibility of complete dissolution).
- (ii) Particles are removed due to weak encounters with other satellites.
- (iii) Satellites participate in strong mutual encounters or merge.

The first of these mechanisms does not, to a very good approximation, change the total phase space mass distribution function: particles are gently removed from a satellite; they leave with approximately the same velocity and position as the satellite. Thus, material with virtually the same location in phase space is transferred from clump to background, the total phase space mass density remaining nearly constant.

This will also be true of the second mechanism. Weak encounters will lead to the gentle removal of particles, they may also facilitate stripping by the main halo (cf. Pennerubia & Benson 2004), both processes through which the total phase space mass distribution is closely conserved.

The situation is different however if violent encounters and mergers are involved. It is possible to estimate the timescale associated with such events by averaging the clump distribution inside a given radius and invoking an effective collision crosssection. The envisioned ‘collisions’ will not necessarily lead to mergers (this will depend on their orbital parameters etc), but we will assume that when two satellites so interact, particles in their outer regions can be removed with significantly modified phase space coordinates..

The collision mean free time for a randomly moving system of N spheres of radius d , confined within a spherical volume of radius r , can be written as (e.g., Saslaw 1985)

$$\tau_f = \frac{1}{3N} \frac{r^2}{d^2} \tau_c, \quad (2)$$

where $\tau_c \sim 2\tau_D$, is the time for an object to make one full crossing of the system. Clumps of different masses will have different diameters, but one can define an effective cross-section

$$\sigma = \frac{\int \frac{dn}{dm} d^2 dm}{\int \frac{dn}{dm} dm}. \quad (3)$$

Let the differential mass function $\frac{dn}{dm} \propto m^{-9/5}$, and the characteristic radius of a clump be $d = \alpha_1 B m^{1/3}$, where the parameter B relates the virial radius and mass (it depends on the redshift and the cosmology; cf. Eq. A1 of NFW) and α_1 is the typical fraction of the virial radius of a clump that survives stripping by means of mechanisms i) and ii) in the list above. In this context we can write

$$\sigma = B^2 \alpha_1^2 \frac{\int_{m_{\min}}^{m_{\max}} m^{-17/15} dm}{\int_{m_{\min}}^{m_{\max}} m^{-9/5} dm} \approx \alpha_1^2 B^2 m_{\min}^{2/3}, \quad (4)$$

where we have assumed that the maximal mass in the clump distribution is at least a few orders of magnitude larger than the minimal one.

Consider a radius $r = \alpha B M_{\text{vir}}^{1/3}$, inside a host halo of virial mass M_{vir} , and containing $N(r)$ satellites. We can rewrite Eq (2) in these terms, replacing d^2 by the effective cross-section σ ,

$$\tau_f = \frac{2}{N(r)} \left(\frac{\alpha}{\alpha_1} \right)^2 \left(\frac{M_{\text{vir}}}{m_{\min}} \right)^{2/3} \tau_{\text{cr}}. \quad (5)$$

If $\alpha_1 = \alpha = 1$, $\tau_f \approx 20 \tau_{\text{cr}} \sim 40 \tau_D$ (e.g., if $N(r_{\text{vir}})$ is of order 1000 and $m_{\min}/M_{\text{vir}} \approx 10^{-6}$). This represents an average collisional timescale inside the virial radius. It is necessarily a lower limit, because it effectively assumes that stripping by the host halo, or *via* weak encounters, is negligible (hence $\alpha_1 = 1$).

As one averages over smaller radii (that is $\alpha < 1$), our estimate of τ_f will depend on how the ratio α/α_1 changes. A simple single power law that can be taken as a reasonable representation of the density distribution of host and satellites is $\rho \sim 1/r^2$ (we discuss this further in Section 5). In this case, it is easy to show (e.g., El-Zant, Kim & Kamionkowski 2004) that the tidal radius of a satellite is proportional to its radial position inside the host halo — that is $\alpha_1 \propto \alpha$. Since $N(r)$ necessarily decreases with r , this suggests that the above estimate at the virial radius is indeed a lower limit — not only there, but at all radii.

During a time interval τ_f , substructure continues to be radically modified due to stripping by the host halo; as can be seen from Fig. 11 of Taylor & Babul (2004) for example, where for almost all haloes, well over 90% of satellite mass is lost on such a timescale (note that the radial period used there $P_{\text{rad}} \sim 2t_{\text{cr}} \sim 4\tau_D$; and that the authors do not consider clump-clump interactions at all. Not even weak encounters). It therefore appears unlikely that strong encounters or mergers will be important at any stage during

the evolution — haloes being affected by gentle stripping on a significantly shorter timescale.

Finally, note that only a substructure satellite for which $\tau_{DF} \lesssim 10\tau_D$ will be affected by dynamical friction before most of its mass is lost *via* stripping. From Eq. (1) it should have $\eta \gtrsim 0.01$. Thus stripping eventually puts an effective end to the dynamical friction coupling.

The discussion of the present section suggests that a situation whereas sinking clumps would come to dominate the mass distribution within a certain region (as in Fig. 1) probably would not, in practice, arise — satellites having been significantly stripped long before such a configuration materialises — but that, nevertheless, the invariance found there will remain if

(i) Stripping is due to gentle removal of particles from clumps due to their interaction with background or soft mutual encounters.

(ii) Substructure distributions, properly modified to take into account the effect of stripping, also constitute (at least approximate) equilibria.

The estimates of the mean free time presented here suggest that the first condition is satisfied. In Section 13 we show that distributions satisfying condition 2 are indeed excellent approximate equilibria. In fact, as may already be expected from the discussion above, such configurations are much longer lived, as they do not suffer from the problem of relaxation, characteristic of a system composed of self gravitating clumps.

4 FOKKER-PLANCK FORMULATION

4.1 Background

The Fokker-Planck equation has been discussed in the context of gravitational systems in several textbooks (Saslaw 1985; Binney & Tremaine 1987; Sptizer 1987). The basic assumption is that the perturbations due to the granularity in a system are weak, local and random. The situation is then analogous to that of Brownian motion in a laboratory setting. The dynamical variables therefore undergo a random walk, the amplitude of which is limited by a deterministic force.

Chandrasekhar (1943) reviewed these phenomena, both in the case of laboratory systems, where the approximations involved are much more easily justifiable, and the gravitational case; for which he derived an explicit formula for the deterministic force, that he dubbed dynamical friction. It proved remarkably successful in the face of numerical tests, despite the problems associated with justifying the assumptions of locality and randomness (e.g. Zaritsky & White 1988).²

² Higher resolution simulations, testing the associated assumptions in detail, are currently overdue nevertheless. For resonant effects, not included in the Fokker-Planck analysis, may materialise at higher particle number (I thank Martin Weinberg for pointing this out).

The ratio of the amplitude of the fluctuating force causing the random walk to that of dynamical friction is determined by the mass of the object in question relative to that of the perturbers in the background. This implies that more massive particles will typically have smaller velocities; in the gravitational context, they will sink to the centre of the system. The timescale for this to happen we call the dynamical friction time. Eq. (1) represents an estimate derived on the basis of the Chandrasekhar formula alluded to above. Other evaluations can be directly deduced from the Fokker-Planck formulation (Sec. 6).

The energy deposited among the population of lighter particles causes their velocities to increase and their distribution to expand. The principal object of this paper is to show that these processes leave the total phase space mass density invariant for timescales significantly longer than the dynamical friction time (so as to be negligible on timescales of that order). In physical space, that would correspond to the expansion of the lighter particle system being almost exactly compensated by the inflow of massive clumps.

Provided that the dynamical friction time is significantly longer than the orbital timescale ($\sim \tau_D$), the Fokker-Planck equation can be averaged over particle trajectories, and expressed in terms of the integrals of motion in the smoothed out potential. The orbit averaged Fokker-Planck equation and its properties have been elucidated in detail by Henon (1961), and discussed in Binney & Tremaine (1987) and Spitzer (1987). Other works include that of Kohn (1979, 1980) and Merritt (1983), the latter being particularly relevant to the situation at hand here.

In the case when the configuration is spherical and has isotropic velocity distribution, as we will assume here, the six dimensional phase space is also spherically symmetric. The relevant integral of motion is the energy *per unit mass* E , which defines a radial coordinate in that space, in terms of which the distribution function and the Fokker-Planck equation may be written.³

We will not be using the Fokker Planck equation directly here, but instead relations for the change in mass and energy, within a given surface $E = \text{const}$, that can be readily derived from it (e.g., Henon 1961 and appendices A and B of the present paper). The advantage of this approach is twofolds. First, the Fokker-Planck equation itself allows for solutions with non-vanishing constant mass flux. These are steady state solutions, even though they are unphysical, unless there is something to produce or absorb particles at the center of the system, a possibility we do not consider here. The second is that steady state solutions of the Fokker Planck equation do not guarantee thermodynamic stability, we will need to estimate the effect of energy transfer on the steady state (cf., Section 4.4).

³ Note that E in this paper refers to the energy, and not to the binding energy, which has opposite sign, favoured in some of the aforementioned work.

4.2 Mass change and the fundamental equation for the flux

4.2.1 Mass change

For the mass evolution we have (Appendix A)

$$\frac{\partial M(< E)}{\partial t} = -F + g \frac{\partial q}{\partial t}, \quad (6)$$

where g is the phase space mass density distribution function — that is, the amount of mass contained in a volume element $\Delta \mathbf{r} \Delta \mathbf{v} = (4\pi)^2 r^2 v^2 dv dr$ is $g \Delta \mathbf{r} \Delta \mathbf{v}$. This equation simply says that the rate of mass change inside the energy surface E is determined by the mass flux F — that is, the amount of mass, per unit time, that enters (negative sign) or exists the phase space volume bounded by the energy surface E — and the mass acquired or lost at the edge of this volume because of its variation with time. That phase space volume is related to the potential; since, in a spherical phase space,

$$q(E) = (4\pi)^2 \int r^2 v^2 dv dr = \frac{16\pi^2}{3} \int_0^{r_{\max}(E)} r^2 v^3 dr, \quad (7)$$

and $v = \sqrt{2(E - \phi)}$ (here $r_{\max}(E)$ is the maximum radius out to which a particle with specific energy E can travel). The ‘density of states’ p , the area *in phase space* of the surface with energy E , relates to the volume inside that surface by $p = \frac{\partial q}{\partial E}$. Accordingly, the mass enclosed within an energy interval $[E, E + dE]$ is $pgdE$; and the total mass within the surface at E :

$$M(< E) = \int_0^E pgdE. \quad (8)$$

Note that, even when the Fokker Plank flux F is zero, the mass distribution may be time dependent. This state of affairs is characteristic, for example, of smooth (collisionless) systems in configurations out of dynamical equilibrium. In this paper we assume that we are dealing not with the merger of a few clumps of comparable mass, but with a large number of them and a smooth background, with the combined system having reached a slowly evolving quasi-equilibrium state. Any evolution must therefore arise from the flux F describing the collisional evolution. We will therefore ignore evolution driven solely by the second term on the right hand side of (6).

4.2.2 General equation for the flux

Comparison of the isotropic Fokker Planck equation in flux conservation form (Eq. A6) and its standard format (e.g., Binney & Tremaine 1987; Spitzer 1987) yields

$$\frac{\partial F}{\partial E} = \frac{\partial}{\partial E} \left(MD_1 - \frac{1}{2} \frac{\partial}{\partial E} (MD_2) \right); \quad (9)$$

from which follows the equation for the flux

$$F = \left(D_E - D_{EE} \frac{\partial}{\partial E} \right) g, \quad (10)$$

where

$$D_E = p \langle \Delta E \rangle - \frac{1}{2} \frac{\partial}{\partial E} p \langle (\Delta E)^2 \rangle \quad (11)$$

and

$$D_{EE} = \frac{1}{2} p \langle (\Delta E)^2 \rangle, \quad (12)$$

and where $\langle \Delta E \rangle = D_1$ and $\langle (\Delta E)^2 \rangle = D_2$ are given by Eq. (C1) and (C2).

The Fokker-Planck flux is due to the deterministic and random forces, acting on the components of the system due to their mutual interactions (as discussed in the last subsection). The changes in energies that result from these forces are represented by the diffusion coefficients D_E and D_{EE} respectively. It is possible to heuristically describe how their forms, and the accompanying expression for the flux, arise.

When (11) and (12) are inserted into (10), this expression is seen to consist of three components. The first term, due to the component $D_E g$ of (10), i.e. $\langle \Delta E \rangle pg$, refers to a shell in phase space of volume $p \langle \Delta E \rangle$. On average, due to systematic change in energy $\langle \Delta E \rangle$, particles will traverse such a shell during a unit time interval. That is, particles crossing a surface at $E = \text{const}$ in a unit time interval, will come from this shell. The mass inside that shell is the volume multiplied by the phase space mass density. Hence the expression $\langle \Delta E \rangle pg$.

The random fluctuations characterised by $\langle (\Delta E)^2 \rangle$, as opposed to their weighed gradients discussed below, cannot produce a particle flux unless the distribution function has a gradient — because particles will be as likely to enter or leave energy surface E . The RMS energy space ‘length’ traversed in unit time by a typical particle due to random fluctuation is $\delta = \langle (\Delta E)^2 \rangle^{1/2}$. Consider a constant energy surface centered on the interval $[E - \delta, E + \delta]$. The volume of each of the two shells bounded by E and surfaces at the extremities of this interval is $p\delta$; the difference between their average phase space mass density is $\delta \frac{\partial g}{\partial E}$; and so the difference in mass they contain is $p\delta \times \delta \frac{\partial g}{\partial E}$. Since the walk in energy space described by $\langle (\Delta E)^2 \rangle$ is random, from each of those shells, on average, half the mass would transit in unit time through E (the other half crossing to still higher energies for the outer shell, or smaller energies in the case of the inner one). The magnitude of the resulting mass flux through E is then $\frac{1}{2} p \langle (\Delta E)^2 \rangle \frac{\partial g}{\partial E}$. It is directed outwards (in our convention positive) when the phase space mass density is a decreasing function of energy — hence the term $-D_{EE} \frac{\partial g}{\partial E}$ in (10).

Systematic changes in energy can arise due to the deterministic dynamical friction forces; or because the random fluctuations, weighed by the phase space available at energy E , $p = p(E)$, are energy dependent.⁴ When this latter component is subtracted from total systematic energy change $\langle \Delta E \rangle pg$, the result represents flux whose sole source is dynamical friction — that is, the term $D_E g$ in (10).

⁴ Note that a flux will arise even if $\langle (\Delta E)^2 \rangle$ is energy independent; simply because, while particles will be as likely to cross energy surface E from above or below, if p has a gradient, there will be more particles at energy intervals $[E, E + dE]$ corresponding to larger p .

4.2.3 Case of system with two components carrying masses $m \gg \mu$

In such circumstances, the average rates of change of the energy and its square are given by (C3), (C4), and (C5). It is then straightforward to show that $D_E = 0$ for the light particles. For the heavy particles, it consists of the second term of Eq. (C4).⁵ One can also see that D_{EE} is the same for both species, and depends only on the distribution of the heavy masses.

This is to be expected. Dynamical friction on the lighter particles is negligible; they can also be considered non-interacting, their evolution in energy space being determined by the random energy they, on average, gain from the massive particles. For, if these heavier particles are removed, the remaining system, composed of light particles, is collisionless.

The flux in light (background) particles is then

$$F_\mu = -D_{EE} \frac{\partial g_\mu}{\partial E}. \quad (13)$$

For the massive particles, on the other hand, we have

$$F_m = \left(D_E - D_{EE} \frac{\partial}{\partial E} \right) g_m. \quad (14)$$

Adding the two equations we get

$$F = D_E g_m - D_{EE} \frac{\partial g}{\partial E}. \quad (15)$$

By inserting the values of D_E and D_{EE} into (15) we obtain what we will call the fundamental equation for the flux

$$\frac{-F}{m\Gamma} = g_m \int_0^E pg dE + \left(q \int_E^\infty g_m dE + \int_0^E qg_m dE \right) \frac{\partial g}{\partial E} \quad (16)$$

where we have assumed that the zero point of the potential is so chosen so that particles have positive energies ($\Gamma = 16\pi^2 G^2 \ln \Lambda$).

The flux is a radial vector in an energy-parametrised spherical phase space. In the context of the conventions adopted here, positive flux, pointing outwards, corresponds to particle transport towards higher energies.

Another equation that will be useful is the flux of background material only. We have (by using 13)

$$\frac{-F_\mu}{m\Gamma} = \left(q \int_E^\infty g_m dE + \int_0^E qg_m dE \right) \frac{\partial g_\mu}{\partial E}, \quad (17)$$

which does not have a dynamical friction term, and thus invariably corresponds to mass outflow into higher energies levels.

4.3 Linearity of the fundamental equation

Now note that Eq. (16) is linear in g_m . That is, if a set of distribution functions $g_{m_i}^l(E) = m_i f^l(E)$ are solutions, any function

⁵ Note that our definition of D_E contains an extra mass factor as compared with that adopted by Merritt 1983, who prefers to multiply the term D_E in Eq. (10) by the mass.

$$g_m = \sum_l A_l g_{m_l}^l(E), \quad (18)$$

is also a solution. Therefore one can construct solutions for the various components of a multimass system and add them up, assigning arbitrary weights, possibly derived from assumptions concerning the effects of mass segregation and stripping (cf. Section 13). Thus our focus on two component systems does not lead to any fundamental limitation from the point of view of finding equilibrium solutions.

This remarkable property is a derivative of the fact that the source term for the dynamical friction depends only on the total mass distribution; while the heating, though originating only from the massive clumps, affects all particles. Note, nevertheless, that the evolution of components of different mass will not be the same, since the dynamical friction flux for *each* individual heavy species i would be

$$\frac{F_{DF}^i}{\Gamma} = -A_i m_i g_{m_i} \int_0^E p g dE, \quad (19)$$

while the flux due to the fluctuating force on members of that species is

$$\frac{F_{fluc}^i}{\Gamma} = \sum_l A_l m_l \left(q \int_E^\infty g_{m_l}^l dE + \int_0^E q g_{m_l}^l dE \right) \frac{\partial g_{m_i}}{\partial E}. \quad (20)$$

Their ratio is $F_{DF}^i/F_{fluc}^i \sim m_i/\sum_l m_l$. Heavier clumps will therefore lose energy to the lighter ones.

From this it follows that the linearity of the fundamental equation does not imply that the evolution of the system can be decomposed into the sum of the evolution of each species plus background separately! What it does imply is that, if each distribution corresponding to (e.g.) distinct mass species happens to be an equilibrium solution for a given total mass distribution, the combined system will also be in equilibrium.

4.4 Energy change

The amount of energy entering the energy surface E per unit time is

$$\frac{dH(<E)}{dt} = EF - \int F dE + EF \frac{\partial q}{\partial t} - \int_0^E F \frac{\partial q}{\partial t} dE. \quad (21)$$

This equation is derived in Appendix B (another derivation can be found in Henon 1961; cf. his Eq 2.27, 2.28 and 4.27)⁶.

The first term of (21) refers to the energy carried by the mass flux, while the second represents nonlocal contributions. The last two terms correspond to the variation in both these components due to the change in phase space volume, which results from change in the potential. They are analogous to the second term on the right hand side of Eq. (6).

⁶ Note that in Henon's paper S' refers to our F and F refers to the distribution function. He also uses the term 'fundamental equation' to describe the Fokker-Planck equation instead of the flux equation, as the term is used here.

This form takes into account the fact that particles entering into energy surface E from higher energy levels, at any given time, do not end up at the same energy $E_f < E$. Neither do they all originate from the same initial energy level $E_i > E$. A distribution in E_i and E_f is always present (even if excessively large jumps are unlikely, because of the small deflection approximation assumed in deriving the diffusion coefficients). The same goes for particles exiting energy surface E to higher energies. Thus, even in the absence of a net mass flux through a given surface E , energy can still be carried through it. This can lead to evolution.

Because of the state of affairs just outlined, the evolution driven by the energy flux will take the form of 'heat' transfer from 'hotter' regions of the system to those that are 'colder'. When a temperature gradient exists, statistically, particles crossing E from above will end up at energies which, though smaller than E , are larger than the compensating particles that crossed from below E to exit towards higher energies — again, even if the mass flux vanished across E . This is why thermodynamic equilibrium, for a system of solid single mass objects, can only be isothermal; and all open gravitational systems in virial equilibrium, so composed, are thermodynamically unstable (e.g., Saslaw, 1985, 2000; Padmanabhan 1990; El-Zant 1998). Nevertheless, we will show that in the case of the two component systems considered here, the evolution timescales associated with the energy flux can be quite long; and that, under certain circumstances which may be associated with stripping, even exact equilibria that are not isothermal can exist.

5 POWER LAW SOLUTIONS

In this section we consider the case in which both the clump and the background distribution functions are power laws in the energy. The corresponding physical densities are also pure power laws. Perfect power law densities $\rho \sim r^\gamma$ with $-1.5 \lesssim \gamma \lesssim -1$ are relevant representations in the inner regions of haloes, where the dynamical friction coupling is most efficient. Densities with indices $-2 \lesssim \gamma \lesssim -1.5$ are useful approximate forms at intermediate radii, up to the virial radius in haloes of small concentrations (as discussed in the penultimate and final paragraphs of Section 5.2). We generally have in mind a range $-2 \lesssim \gamma \lesssim 0$, although the case of $\gamma < -2$, corresponding to the outer regions of haloes is briefly considered in Section 5.3. Strictly speaking the case of $\gamma = -2$ requires separate treatment, because the potential is logarithmic in the radius. Nevertheless, the flux associated with profiles having $\gamma \rightarrow -2$ continuously tends to the value at $\gamma = -2$ (namely equilibrium). So will skip such separate treatment for the sake of brevity.

5.1 General properties

If the physical density can be approximated by a power law such that

$$\rho \sim r^\gamma, \quad (22)$$

the Poisson equation implies a potential is expressed as

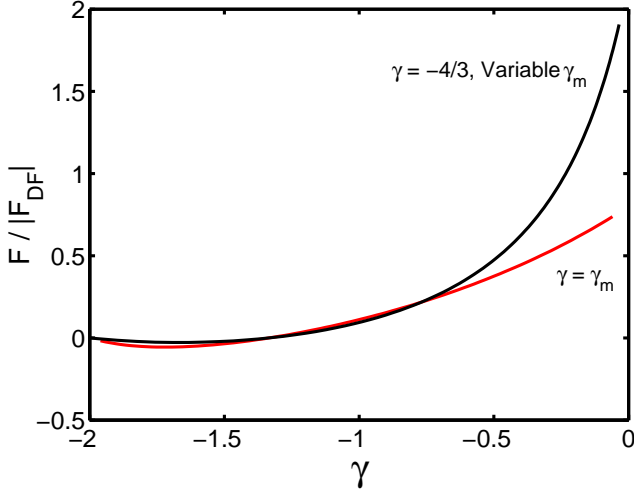


Figure 3. Ratio of flux obtained from Eq. (16), to the first term in that equation, describing the flux of sinking massive clumps, for power law distributions following the forms given by Eq. (24) and (25). The corresponding densities are $\rho \sim r^\gamma$ for the total distribution and $\rho_m \sim r^{\gamma_m}$ for the massive clump distribution.

$$\phi = \phi_0 r^{-\beta}, \quad (23)$$

with $\beta = -(\gamma + 2)$. The distribution function that is an equilibrium of the unperturbed collisionless system takes the form (cf., Evans 1994; Evans & Collett 1997)

$$g = g_0 E^{2/\beta - 1/2}. \quad (24)$$

Any distribution of a subset of particles having a phase space mass density function

$$g_m = g_{m0} E^{2/\beta_m - 1/2} \quad (25)$$

has corresponding physical space mass density given by

$$\rho_m = 4\sqrt{2}\pi \int_0^\infty g_m \sqrt{E - \phi(r)} dE, \quad (26)$$

or

$$\rho_m(r) = \frac{4\sqrt{2}\phi_0 g_{m0}}{2/\beta_m + 1/2} r^{-(\beta + 2\frac{\beta}{\beta_m})} F_1, \quad (27)$$

where the hypergeometric function

$$F_1 = F_1(2/\beta_m + 1/2, -1/2; 3/2 + 2/\beta_m; 1) \quad (28)$$

is a constant (that is with third argument equal to unity) when both g and g_m are perfect power laws in the energy. The density of that component is then still a power law, with index

$$\gamma_m = -\left(\beta + 2\frac{\beta}{\beta_m}\right). \quad (29)$$

Finally, systems with scale free form for their total mass distribution function have density of states of the form

$$p = \frac{\partial q}{\partial E} = p_0 E^{1/2 - 3/\beta}. \quad (30)$$

5.2 Mass flux

A steady state implies that all time derivatives must vanish. In terms of Eq. (6) this in turn requires that $F \rightarrow 0$.

Substituting (24) and (25) into (16) one obtains

$$F = \Gamma m g_0 g_{m0} C E^{\frac{3}{\beta_m} - \frac{2}{\beta} + \frac{1}{2}}, \quad (31)$$

where

$$C = \frac{-\beta}{\beta - 1} + \left(\frac{4 - \beta}{3\beta - 6}\right) \left(\frac{2\beta_m}{4 + \beta} - \frac{\beta\beta_m}{2\beta\beta_m - 3\beta_m + 2\beta}\right). \quad (32)$$

When $\beta = \beta_m$ Eq. (31) with $F = 0$ reduces to the form studied by Evans & Collett (1997), thus their solution with $\beta = -2/3$ and $\gamma = -4/3$ is relevant to clump-background systems considered here. As noted by these authors, the only other physical solution, that is a single power law, is the singular isothermal sphere ($\gamma \rightarrow -2$).

When the assumption $\beta = \beta_m$ is relaxed, there is another solutions for each value of β . It however corresponds to $\beta_m > \beta$. In the central regions (i.e., where $E, r \rightarrow 0$), where the dynamical friction coupling is strongest, and which must therefore be the focus of our analysis, the physical clump density would be larger than the total; which is unphysical.

As an example, we plot in Fig. 3 the flux obtained from Eq. (31), normalised by the dynamical friction flux (i.e., by the first term of on the right hand side of that equation with C substituted in explicitly), for the case of $\beta \neq \beta_m$ with $\beta = -2/3$ — an exact solution at $\beta = \beta_m$. In addition to this solution, there is another with $\beta_m = -1/2$, that is $\gamma_m = -2$. As $E, r \rightarrow 0$, this inevitably implies that the clump mass density is larger than the total (clump and background combined). This is clearly impossible (unless a low energy cutoff is introduced; see below).

As one moves towards flatter clump density distributions relative to the total, i.e. $\gamma_m > -4/3$, there is a net positive flux that increases sharply beyond $\gamma_m \gtrsim -1$. Because this flux is positive, and increases outwards, there is a decrease in phase space density; an expansion of the system. Moreover, this decrease in density is largest as one moves to smaller energy — suggesting that initial evolution proceeds in the direction of flatter density distribution. By inserting $g_m = g - g_\mu$, in Eq. (16), with g still given by (24) and $g_\mu = g_{\mu0} E^{2/\beta_\mu - 1/2}$, one can arrive at a complementary result concerning the background component. This time, because of the negative sign, one concludes that if the background component has a power law distribution that is less steep than the total, there is compression of the total distribution. These deductions are only suggestive; neither rigorous nor comprehensive. They are nevertheless supported by the Monte Carlo experiments of El-Zant, Shlosman & Hoffman (2001), which show that systems with initially homogeneous clump distributions expand.

Predicting the initial direction of evolution in the case when $\gamma = \gamma_m \neq (-4/3, -2)$ is even less straightforward than the case when $\gamma = -4/3$ and $\gamma_m > -1$ discussed above, because the flux diverges at small energies. It would appear that the particle distribution is rapidly depleted at these energies, destroying the cusp and forming a core; while the distribution steepens outside that (expanding) region (because $\partial F/\partial E < 0$). In practice, a small core in the spatial clump

distribution must be always assumed to exist, because subhaloes have finite size. It corresponds to a low energy cutoff in the phase space distribution function (Section 12), which would ensure well behaved forms for the flux at $E \rightarrow 0$. Such a small energy cutoff in the clump distribution does not lead to appreciable deterioration in the accuracy of the solutions — as we show in Section 13 in connection with the issue of stripping.

An important feature of Fig. 3 is that *although for $\beta = \beta_m$ the only exact solution (other than the singular isothermal sphere) is that with exponent $\gamma = -4/3$, for $\gamma \lesssim -1$ the normalised flux is quite modest, suggesting that these configurations may be long lived.* In order to make such statements more precise, we consider, in Section 6, the question of evolution timescales. They determine how small the flux needs to be in order for a given approximate solution to be considered relevant for the timescales of interest.

Power law densities with $\gamma \lesssim -3/2$ are steeper than inner cusps seen in numerical simulations. They can nevertheless be retained as good representations to the density profiles of cosmological haloes over a large radial range. For example, as can be seen from Fig. 1 of El-Zant & Shlosman (2002), fits to cosmological halo density profiles correspond to softened $1/r^2$ distributions over more than three orders of magnitudes in the softening length. These profiles do not incorporate faithful reproductions of the phase space structure of the inner cusp, since they lack the required temperature inversion in velocity space, but they should represent excellent approximations at intermediate scales (on which velocity profiles are approximately isothermal), up to the virial radius for haloes of small concentrations.

Thus, the existence of approximate solutions in the range $-2 \leq \gamma \lesssim -1$ may be interpreted to mean that gravitational systems with density profiles similar to those of cosmological haloes are approximately invariant under substructure-induced interaction — since dynamical friction coupling at $r \gg r_s$ should be negligible, except for the most massive satellites. Nevertheless, as we note below, if $r \gg r_s$, and power laws with $\gamma \gtrsim -2$ no longer represent reasonable approximations to the density distribution, the normalised flux can be large, even divergent. This, in principle, may have an effect if dynamical friction coupling on some satellites is not entirely negligible, and if a significant fraction of the host halo mass is contained in these regions.

5.3 Distributions with $\gamma < -2$

Although power laws with indices $\gamma \sim -2$ may be useful representations of the density up to the virial radii for cosmological haloes of small concentration, beyond a few scale length r_s , $\gamma \rightarrow -3$.

For $\gamma < -2$, it is appropriate to replace the lower bounds in the first and third integral in Eq. (16) by $-\infty$, and the upper bound in the second integral by 0. Also $E \rightarrow -E$ in equations (24), (25) and (30).

The normalised flux is shown in Fig. 4 in the range $-2.5 < \gamma < -2$. Only in the immediate neighbourhood of the singular isothermal sphere is the flux comparable to the case of $-2 \lesssim \gamma \lesssim -1$. It diverges for $\gamma \leq -2.5$. The source

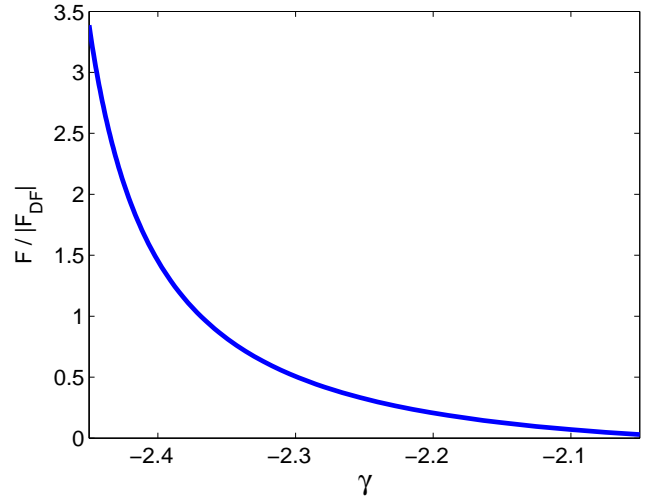


Figure 4. Same as in Fig. 3, but for $\gamma < -2$ (Note that Eq. 16 has to be slightly modified in this case, as explained in text). The flux diverges for $\gamma \leq -2.5$.

of the blow up is the third integral in (16). When the total mass distribution is a power law, so that $q \sim p E$, it can be seen to correspond (in absolute value) to a mass weighed average of the energy of the clump distribution (recall that $M(E) = pg$). The excess of low energy clumps causes their average energy to diverge for $\gamma \leq -2.5$. The result is a divergent positive flux. For $\gamma \leq -3$ the first integral also diverges (because the mass does).

In practice, a cutoff is introduced, because γ increases as $r \rightarrow r_s$. The severity of the net flux will then depend on the mass inside the region where γ falls significantly below -2 . Cosmological haloes do not generally contain a large fraction of their mass in regions beyond a few scale length r_s . The dynamical friction coupling is also exceedingly small in these low density regions. Nevertheless, the possibility that evolution on a fraction of a dynamical friction time occurs in the outer regions of highly concentrated haloes cannot be completely ruled out within the context of the present analysis; neither can the direction of any prospective evolution be determined.

5.4 Energy flux

A thermodynamically stable steady state requires that the time derivatives in Eq. (21) vanish. This in turn implies that $(EF - \int F dE) \rightarrow 0$. For power law systems this requirement translates to

$$D = C \left(1 - \frac{1}{\frac{3}{\beta_m} - \frac{2}{\beta} + \frac{3}{2}} \right) = 0 \quad (33)$$

(where C is given by 32). For $\beta = \beta_m$, this is impossible, except for $\beta \rightarrow -2$, corresponding to (an unphysical) completely homogeneous system, or $\beta \rightarrow 0$ (the isothermal sphere). All other solutions are thermodynamically unstable. To determine whether these are nevertheless long lived

for the timescales of interest we must derive associated evolution times. This is done in the next section.

But, for $\beta \neq \beta_m$, there are exact solutions that are thermodynamically stable for all values of β , provided that

$$\beta_m = \frac{6\beta}{4-\beta}. \quad (34)$$

That is, the massive particle distribution is slightly less steep than that of the total. This cannot correspond to any evolution with solid clumps — since, in this case, the clumps sink in, replacing the background to dominate the mass distribution near the centre of the system ($r, E \rightarrow 0$). It may be relevant however in the presence of stripping (Section 13), a process whereby clump material is transformed into background. Note that, because these configurations have $\beta_m \approx \beta$, the corresponding mass flux is also quite small.

6 EVOLUTION TIMESCALES

6.1 Timescales associated with mass flux

A standard procedure in physics is to derive a characteristic timescale by freezing the physical parameters of a system at a given moment and estimating the evolution time from there. In our case, using Eq. (6), a timescale for the evolution of the total mass distribution because of the existence of a non-vanishing mass flux can then be defined as

$$\tau_F = \frac{M(< E)}{|F(E)|}, \quad (35)$$

which is the time interval the flux at energy E takes to significantly modify the total mass distribution inside that energy surface.

Suppose that, within that energy surface E , the mass distribution is initially dominated by the smooth background component. Then the fluctuations in the potential resulting in random heating (described by the coefficient D_{EE}) have negligible effect on the clumps. They therefore sink in under the action of dynamical friction on a timescale similar to that given by (1). A closely related quantity, the time on which the mass in sinking clumps significantly modify the original mass in clumps inside energy level E is given by

$$\tau_{F_{DF}} = \frac{M_m(< E)}{|F_{DF}|}, \quad (36)$$

where F_{DF} as usual corresponds to the first term or the right hand side of Eq. (16).

The dynamical friction time itself can be arrived at by using Eq. (11), again neglecting self interaction terms arising from clump-clump heating due to their mutual encounters (i.e., the term involving $\langle(\Delta E)^2\rangle$). One gets

$$\tau_{DF} = \frac{E}{\langle\Delta E\rangle} = -\frac{pE}{D_E} = \frac{pEg_m}{|F_{DF}|}. \quad (37)$$

But $M_m(E) = p(E)g_m(E)$; so we have

$$\tau_{DF} = \frac{EM_m(E)}{|F_{DF}|}. \quad (38)$$

Since $M(< E)$ is generally smaller than $EM(E)$, this timescale is larger than that obtained from (36); it involves the effect of the flux on the local mass distribution of clumps, instead of its influence on the distribution inside the phase space surface bounded by E .

One can also define an analogous timescale for the evolution of the total mass distribution. The ratio of these timescales would be

$$R = \tau_{DF}/\tau = \frac{M_m(E)}{M(E)} \frac{|F|}{|F_{DF}|}. \quad (39)$$

It determines how rapidly the total mass evolution takes place relative to the dynamical friction timescale; which describes how fast the distribution of one of the components, namely the clumps, changes.

Suppose now that the initial system consists of single power law configurations (i.e. in terms of the terminology of Section 5, $\gamma_m = \gamma$). The dynamical friction flux for this initial system then is

$$F_{DF} = \frac{-m\Gamma}{1-1/\beta} p_0 g_0 g_{m0} E^{1/\beta+1/2}, \quad (40)$$

(obtained by inserting 24 and 25 into 16); in terms of which one gets an explicit form of the dynamical friction timescale:

$$\tau_{DF}(t=0) = \frac{1-1/\beta}{m\Gamma g_0} E^{1/2-2/\beta}. \quad (41)$$

We omit the explicit reference to the initial time in what follows, even though this is implied.

For such a system to keep its total phase space mass density g nearly constant (Eq. 24 remaining a good approximation), for timescales of the order of the initial dynamical friction time, it is necessary that the absolute value of the dimensionless flux

$$F_e = \frac{\tau_{DF}}{\tau} = \frac{g_m(E)}{g(E)} \frac{F}{F_{DF}} = \frac{g_{m0}(E)}{g_0(E)} \frac{F}{|F_{DF}|}, \quad (42)$$

be significantly smaller than unity. Note that this same result can be inferred from (35) and (36).

Note also that, although this equation assumes a power law form for the *total* distribution, the flux F can correspond to arbitrary distribution for any of the *individual* (i.e. background and clump) components, which are necessarily time dependent.

The quantity F_e defines a *relative error*, quantifying the validity of approximate solutions. More precisely, a solution is a valid approximation, that is the *system's total phase space distribution stays approximately invariant for a timescale t if $|\langle F_e \rangle_t| \frac{t}{\tau_{DF}} < 1$ for all relevant energies*. At any given moment one can define a dimensionless characteristic evolution timescale

$$\tau_e = 1/|F_e|; \quad (43)$$

it expresses the number of dynamical friction times the total phase space mass distribution can remain approximately invariant. A system can be considered unstable under the action of the coupling induced by the presence of substructure clumps if $\tau_e \approx 1$ — since, in that case, the total mass distribution changes if the configuration is evolved long enough for dynamical friction, the principal manifestation of such interaction, to be effective.

As an example, the system studied in Section 2.1 must have $\langle F_e \rangle \ll 1$ for energies corresponding to radii that are evolved over a dynamical friction time or longer.

Fig. 1 also suggests that the timescale for each of the components to be significantly modified is comparable to the dynamical friction time. This is consistent with the results in this section. Note however that the replacement of background by clumps does not proceed linearly in time — in which case it would take a time $\sim \frac{g_0}{g_{m0}} \tau_{DF}(E)$ for the clumps to dominate inside some energy surface E . The somewhat more detailed analysis of Section 8 shows that the evolution is actually exponential in τ_{DF} (at least initially). This explains why the population exchange is virtually complete on timescales of the order of a dynamical friction time, even if the mass fraction in clumps is quite small.

Finally, note that if the mass fraction in heavy clumps is not negligible, then the *effective* dynamical friction flux decreases by a factor of g_{m0}/g_0 , because part of that flux is compensated by heating due to clump-clump interaction (c.f., Eq. 16). The corresponding dynamical friction time increases by an inverse of this factor. The effective evolution flux can then be defined as

$$F_{e,\text{eff}} = \frac{g_{m0}}{g_{\mu 0}} \frac{F}{|F_{DF}|}. \quad (44)$$

Unless otherwise stated, we will have in mind a system where the background dominates, so that $F_{e,\text{eff}} \approx F_e$, and will be using Eq. (42); since it corresponds to a definition of the dynamical friction time that is closer to conventional usage based on the Chandrasekhar formula, which considers only one massive particle in an infinite background medium (Eq. 1 is based on that formulation); obviously, conversion between F_e and $F_{e,\text{eff}}$ is trivial.

6.2 Timescale associated with energy flux

The same attitude adopted in the subsection above allows one to define timescales associated with the energy flux. For example, the expression analogous to (35) is

$$\tau_E = \frac{EM(< E)}{|EF - \int FdE|}. \quad (45)$$

One can also derive a corresponding ‘evolution flux’

$$FeE = \frac{g_{m0}}{g_0} \frac{EF - \int FdE}{E|F_{DF}|}. \quad (46)$$

7 EVOLUTION TIMESCALES OF APPROXIMATE SCALE FREE SOLUTIONS

We now apply the results just derived to power law density distributions with $\gamma_m = \gamma$ (considered in Section 5).

The values of $F/|F_{DF}|$ in the case of these scale free solutions are shown in Fig. 3. For $-2 \leq \gamma \leq -1$ the absolute value of this ratio is ≤ 0.111 . For models with single power laws $g_{m0}/g_0 < 1$ determines the mass density of clumps relative to the total mass density. Eq. (42) then implies that evolution timescale associated with the mass flux (given by

Eq. 43) is necessarily large compared to the dynamical friction time.

For example, for the mass ratio of the simulations of Sec. 2.1, $g_{m0}/g_0 = 0.2$, and so $F_e \sim 2\%$ in the central region, where the evolution takes place and where $\gamma \sim -1$. This means that when both mass components are distributed in power law density configurations with $-2 \leq \gamma \leq -1$, the total phase space mass distribution would evolve over ~ 50 dynamical friction timescales, very large compared to timescales of interest (at r_s , this corresponds to $\approx 15000 \tau_D(r_s)$; which is far larger than the age of cosmological haloes).

When $\beta = \beta_m$ the energy evolution flux can be written as

$$F_{eE} = \frac{g_{m0}}{g_0} \frac{\beta^2(2 + \beta)}{(1 - \beta)(1 - 2\beta)(\beta + 4)}. \quad (47)$$

This reaches a maximum of $0.111 \frac{g_{m0}}{g_0}$ for $\gamma = -1$. It is smaller for other values of $0 \geq \gamma \geq -2$. Scale free systems in this range of γ are therefore also long lived from the energy transfer viewpoint — that is, the time for energy transfer to affect the total distribution is much longer than the dynamical friction time. (note that, for $\gamma = -1$, $F_e = F_{eE}$, although there appears to be no reason to suppose this not to be entirely coincidental).

The mass evolution flux is not negligible when $\gamma \gtrsim -1$ — that is, for flat initial density distribution — especially if the mass fraction in clumps is not small. In this case one must use Eq. (44), with $g_{m0} \approx g_{\mu 0}$; which, for $\gamma \gtrsim -1$, implies that $F_{e,\text{eff}} \approx 1$. Therefore, a system which starts with a weak central cusp, and a significant fraction of its mass in clumps, is unstable if the coupling due to dynamical friction is non-negligible. The same conclusion applies to the evolution driven by the energy flux when $\gamma \sim -1$.

8 SEGREGATION INSTABILITY

Initial scale free solutions can only be adopted as zeroth order approximations. As the system evolves, the coupling between the two components will cause the light background particles to move out of lower energy levels and be replaced by the massive clumps. In addition, the latter can lose mass to the background under the action of stripping. The goal of the remainder of this paper is to show that the *total* phase space mass density can nevertheless remain nearly constant, approximately keeping the power law form, even when the individual distributions are modified by the aforementioned processes.

Eq. (6), for the background particles alone, can be written as

$$\frac{\partial M_\mu(< E)}{\partial t} = -F_\mu(E) + g_\mu \frac{\partial q}{\partial t}, \quad (48)$$

where F_μ is given by Eq. (17). Suppose now that the total phase space distribution is largely unchanged over timescales of interest; that is, $F_e \ll 1$, and so g continues to be expressed in terms of its initial value form, given by Eq. (24). The second term on the right hand side of (48) is then also negligible.

We assume a generalised power law solution for the background $g_\mu = g_{\mu 0}(t, E)E^{2/\beta-1/2}$. This, in itself, is not an approximation, since the function $g_{\mu 0}$ is arbitrary. However, in order to obtain a solution, we assume, in addition, that for the purpose of evaluating the integrals in (17), g_m keeps its original scale free form, given by (25). For the first integral in Eq. (17) this is an excellent approximation at any given time t and energy E such that $t/\tau_{DF}(E) \lesssim 1$; since, in that case, the effect of the dynamical friction coupling is just becoming important at energy E , and is therefore unimportant at larger energies (recall that $\tau_{DF} \sim E^{1/2-2/\beta}$).

For the second integral, one notes that when the *total* mass distribution remains in scale free form $q = pE/(3/2 - 3/\beta)$. This integral then represents a mass weighed average of the energy in massive clumps (recall that $M(E) = pg$). It will decrease as the the latter lose energy because of dynamical friction. Nevertheless, if this occurs principally at low energies, where τ_{DF} is smaller, the change is not drastic. More formally, integration by parts transforms it into

$$I/(3/2 - 3/\beta) = E \int_0^E pg_m dE - \int_0^E dE \int_0^E pg_m dE, \quad (49)$$

where the scale free form for (Eq. 30) remains relevant, in accordance with our assumption that the total distribution is practically time independent. Using Eq. (8), we get

$$I/(3/2 - 3/\beta) = M_m(< E) E - \int_0^E M_m(< E) dE. \quad (50)$$

Mass conservation implies that the first term in this expression is constant if the effect of dynamical friction is small inside E . It is also always larger than the second

$$M_m(< E) E \geq \int_0^E M_m(< E) dE, \quad (51)$$

where the equality corresponds to the case when all the mass is concentrated near $E = 0$ — rather unlikely given the assumption that, at energy E , the effect of dynamical friction is just being felt at some energy $E \neq 0$, (it would imply a sharp discontinuity in the $M_m(E)$ profile). Moreover, I is always smaller than the first integral in Eq. (17), which as we have seen is virtually constant. In the initial scale free system its contribution to the total outward flux is a fraction $(2/\beta + 1/2)/(2/\beta + 1/2 - 2 + 1/\beta)$, which is less than $1/3$ for $\beta \geq -1$ (i.e., for $\gamma \leq -1$). This ratio can only become smaller on timescales for which the inflow of massive particles across E does not significantly change their total mass inside E , but where redistribution inside this surface renders their phase space density profile steeper (again this follows from Eq. 50).

The use of the initial scale free form for g_m in evaluating the integrals on the right hand side of (17) is thus justified when $t/\tau_{DF}(E) \lesssim 1$. Since the total mass inside energy surface E is still unaffected on that timescale, $M_\mu(< E)$ can also be computed using the initial scale free distribution. In this context, Eq. (48) transforms into

$$\frac{\partial g_{0\mu}}{\partial t} = -A (g_0 - g_{\mu 0}) g_{\mu 0}, \quad (52)$$

where

$$A = m\Gamma a(\beta) E^{2/\beta-1/2}, \quad (53)$$

with

$$a(\beta) = (1 - 1/\beta) \left(\frac{1}{2/\beta + 1/2} - \frac{1}{2 - 1/\beta} \right) \left(\frac{4 - \beta}{3\beta - 6} \right), \quad (54)$$

a parameter of order unity. Eq. (52) can be integrated to give

$$\frac{g_{\mu 0}}{g_{m 0}} = \chi(E) e^{-g_0 A t}. \quad (55)$$

Here we have assumed, as usual, $g_m = g - g_\mu$ (and so $g_{m 0} = g_0 - g_{\mu 0}$). The function χ is in principle arbitrary, but is in fact independent of energy when the initial ratio of light to heavy particles has this characteristic. And so we have

$$\frac{g_{\mu 0}}{g_{m 0}} = \left(\frac{g_{\mu 0}}{g_{m 0}} \right)_{t=0} e^{-g_0 A t}. \quad (56)$$

The timescale

$$\tau_s = \frac{1}{g_0 A}, \quad (57)$$

determines the interval on which the exchange of populations, associated with the massive clump inflow accompanied by expulsion of background, takes place. This segregation timescale is of the order of the dynamical friction time. More explicitly, using Eq. (41),

$$\frac{\tau_{DF}}{\tau_s} = a(\beta)(1 - 1/\beta). \quad (58)$$

9 EFFECT OF LOW ENERGY CUTOFF ON THE ACCURACY OF EQUILIBRIUM SOLUTIONS

9.1 Behavior at low and high energies

The results of the previous section suggest that dynamical friction coupling causes depletion in the distribution of background particles; first at the smallest energies, and then at progressively higher energy.

Suppose that there is some cutoff energy E_c below which no background particles exist. At energies $E \ll E_c$, and still assuming that the clumps are indestructible (no merging or striping), there are again equilibrium solutions which are single power laws — this time for a one component system composed of the clumps, since one can now rewrite the fundamental equation only in terms of the clumps (by putting $g = g_m$ in Eq. 16). The dimensionless evolution fluxes (Eq. 42 and 46) are now significantly larger, since $g_{m 0}/g_0 \rightarrow 1$; the associated timescales correspondingly smaller. Nevertheless, this state will still evolve on a timescale that is $\gtrsim 10 \tau_{DF}$, provided $\gamma \lesssim -1$. Only when γ is significantly larger, corresponding to flat density profiles, will the evolution timescale be comparable to the dynamical friction time.

It is important to note here that the ultimate effect of dynamical friction by a smooth background on solid clumps is to produce a self gravitating core made of these clumps, with the total density distribution largely unchanged — and

not the sinking of the clumps to the centre as may be expected had the background been of infinite mass. No matter how small the fraction of mass in clumps initially, the ratio will increase exponentially on a dynamical friction timescale (as we have shown in the previous section), with the clumps eventually coming to dominate inside some (time dependent) energy level $E = E_c$. This puts an effective end to effects induced by dynamical friction from the background, which has been expelled from that region, and to the sinking of clumps to the physical centre of the system.

For $E \gg E_c$ the system would still retain its original distributions of clump and background particles, the dynamical friction time being too long for there to be any effect. The question therefore is what transpires at the boundary; the transition region between the two equilibria.

9.2 Boundary region: sharp versus gradual cutoff

9.2.1 Mass flux

Suppose that $g_\mu = 0$ for $E < E_c$, but remains unmodified for larger energies.⁷ By writing $g_m = g - g_\mu$ in Eq. (16) one can separate it into two components: one involving only functions of g and another involving both g and g_μ . If it is assumed that the total phase space mass distribution function g remains a perfect power law, then the flux due to the one species term (involving only g), can be made arbitrarily small — by choosing an appropriate value for β (i.e., $\beta \sim -2/3$ or $\beta \rightarrow 0$). The two species component (involving g and g_μ) has no such solutions. In fact, for $E < E_c$ there is the residual flux

$$\frac{R_I}{m\Gamma} = \left(q \int_{E_c}^{\infty} g_\mu dE \right) \frac{\partial g}{\partial E} = P_0 b(\beta) E_c^{2/\beta+1/2} E^{-1/\beta}, \quad (59)$$

where $P_0 = p_0 g_0 g_{\mu 0}$ and

$$b(\beta) = -\frac{4 - \beta}{(3\beta - 6)(2/\beta + 1/2)}, \quad (60)$$

which is always nonzero.

Dividing by the dynamical friction flux, we obtain the associated evolution flux (cf., Eq. 42)

$$F_e(R_I) = \frac{g_{\mu 0}}{g_0} \frac{b(\beta)}{1 - 1/\beta} \left(\frac{E_c}{E} \right)^{2/\beta+1/2}. \quad (61)$$

As may be expected from the discussion of the preceding subsection, for $E \ll E_c$ this residual flux becomes small; the system of clumps, thus represented, is near equilibrium. For $E \sim E_c$ (and $\beta \sim -g_{\mu 0}/g \sim -1$) however, it is smaller than unity but not negligible.

For $E > E_c$ there is another non-zero residual term resulting from the abrupt cutoff. It is given by

⁷ Of course, strictly speaking, these conditions cannot be realised simultaneously, since the total mass in light particles should be conserved. However the phase space volume increases quite steeply with energy ($\sim E^{3/2-3/\beta}$), so that the migration of low- E particles has little effect on the distribution there (as in Fig. 1, where drastic changes in the inner distributions of light particles has little effect on the outer regions where they moved out). In what follows we will be assuming this approximation holds.

$$\frac{R_O}{m\Gamma} = - \left(\int_0^{E_c} q g_\mu dE \right) \frac{\partial g}{\partial E} = P_0 c(\beta) E_c^{2-1/\beta} E^{2/\beta-3/2} \quad (62)$$

with

$$c(\beta) = -\frac{4 - \beta}{(3\beta - 6)(2 - 1/\beta)}. \quad (63)$$

The associated evolution flux this time is

$$F_e(R_O) = \frac{g_{\mu 0}}{g_0} \frac{c(\beta)}{1 - 1/\beta} \left(\frac{E_c}{E} \right)^{2-1/\beta}. \quad (64)$$

It has a sign opposite to that of $F(R_I)$ and decreases away from $E = E_c$ significantly faster. It is also smaller at $E \sim E_c$, but still is not completely negligible.

Both residual terms can be made far smaller if one replaces the abrupt cutoff with a gradual one. We do this by introducing a variable cutoff energy $E_c = E_c(E)$. This conceptually amounts to dividing the background material into a continuum of populations, each with its own cutoff energy, such that $g_{\mu 0}(E_c)$ changes in an interval dE_c by an amount $dg_{\mu 0}$. We will suppose that at some energy $E_c = E_c^{\min}$, $g_{\mu 0} = 0$; and at another, $E_c = E_c^{\max}$, it takes its initial value. The evolution fluxes can then be written (by summing over all the populations) as

$$F_e(R_I) = \frac{b(\beta)}{1 - 1/\beta} \frac{\int_{g_{\mu 0}(E)}^{g_{\mu 0}(E_{\max})} E_c^{2/\beta+1/2} dg_{\mu 0}}{g_0 E^{2/\beta+1/2}}, \quad (65)$$

and

$$F_e(R_O) = \frac{c(\beta)}{1 - 1/\beta} \frac{\int_0^{g_{\mu 0}(E)} E_c^{2-1/\beta} dg_{\mu 0}}{g_0 E^{2-1/\beta}}. \quad (66)$$

We can also rewrite Eq. (65) and (66) in terms of the dimensionless variable $X = E_c/E$. For any phase space point with energy E the ‘inner flux’ from points with $E_c > E$ is then given by

$$F_e(R_I) = \frac{b(\beta)}{1 - 1/\beta} \frac{1}{g_0} \int_1^{X_{\max}} X^{2/\beta+1/2} \left(\frac{\partial g_{\mu 0}}{\partial X} \right) dX, \quad (67)$$

where $X_{\max} = E_c^{\max}/E$ and $X_{\min} = E_c^{\min}/E$. There will also be an ‘outer flux’ from points with $E_c < E$. It is

$$F_e(R_O) = \frac{c(\beta)}{1 - 1/\beta} \frac{1}{g_0} \int_{X_{\min}}^1 X^{2-1/\beta} \left(\frac{\partial g_{\mu 0}}{\partial X} \right) dX. \quad (68)$$

Note that, both these integrals are minimised when $g_{\mu 0}$ is flat, that is $\frac{1}{g_{\mu 0}} \left(\frac{\partial g_{\mu 0}}{\partial X} \right) \ll 1$, when $g_{\mu 0}$ is largest. By choosing functions with decreasing logarithmic derivatives, one can make the integrals as small as one likes. The fact that the two terms are always nonzero also means that they tend as to cancel each other. As we will see below, it is easy to find functional forms that render the total evolution fluxes quite small.

9.2.2 Energy flux

In this case the relevant quantity is $EF - \int FdE$, which replaces F in calculations analogous to those just described. It then follows (using 46 and 59) that

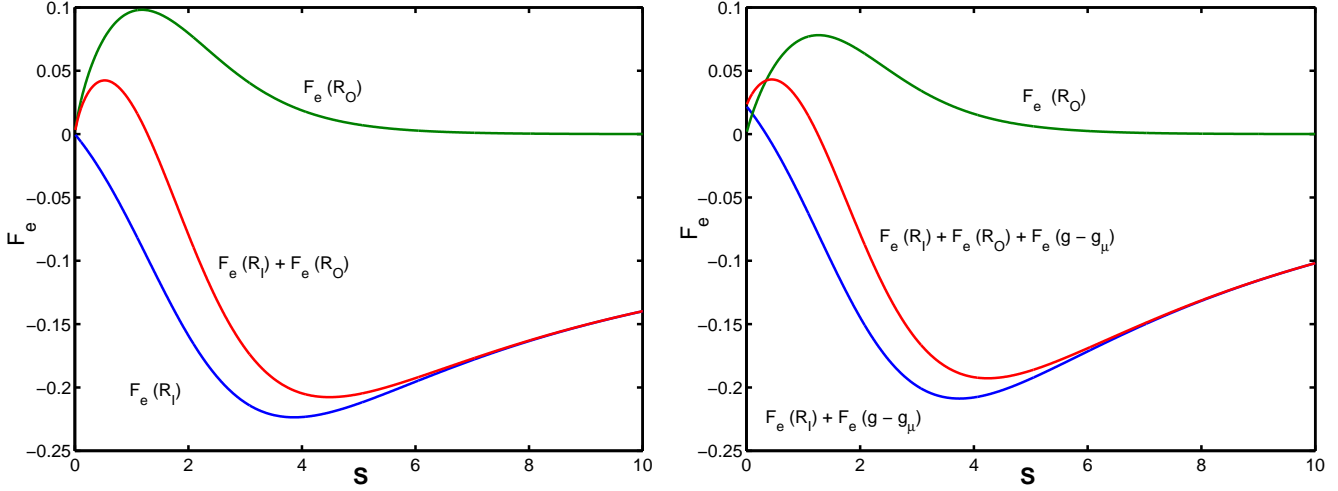


Figure 5. Residual evolution fluxes (calculated using 67 and 68) due to exponential cutoff in the phase space mass distribution function described by Eq (71). Left panel: $\beta = -2/3$ (corresponding to physical density $\rho \sim 1/r^{4/3}$). Right panel: $\beta = -1$ ($\rho \sim 1/r$). When $\beta = -1$ we take into account that even systems without the low energy cutoff are only in approximate equilibrium (hence the term $F_e(g - g_\mu)$). The total phase space mass distribution function g is assumed to keep its original scale free form (Eq. 24).

$$F_{Ee}(R_I) = \left(1 - \frac{1}{1 - \beta}\right) F_e(R_I) \quad (69)$$

and, in an analogous manner (this time using 62)

$$F_{Ee}(R_O) = \left(1 - \frac{1}{2/\beta - 1/2}\right) F_e(R_O). \quad (70)$$

Thus, for $\beta \sim -1$, the inner residual energy flux is smaller, and the outer larger, compared to the corresponding mass fluxes by only a modest factor. Since we will be interested in showing that the fluxes are actually smaller by an order of magnitude, or more, than those that would lead to significant change of the total phase space mass distributions, over timescales of interest, these factors are of secondary importance. In the illustrations that follow we will be focussing on the mass flux.

10 ACCURACY OF EXPONENTIAL SOLUTIONS FOR THE INITIAL EVOLUTION

Equation (56) was arrived at under the assumption that the total phase space mass density remains constant during that evolution; that is $\tau_e \gg \tau_s$. We now check this. Self consistency requires that when we insert back the solution into (16), the evolution flux is indeed small.

We suppose that each element of the system can be evolved according to Eq. (56). According to the discussion of Section 8, this is a good approximation at points where the effect of dynamical friction is just becoming significant. Nevertheless, the distribution at smaller energies, where the dynamical friction time is smaller, need not follow this form. This affects the calculation of the third integral in (16) and therefore involves a further approximation, even at points where $t \lesssim \tau_{DF}$ (note that it does not affect first integral

which depends only on the total distribution). But since, as also discussed in the aforementioned section, this integral (denoted by I) is insensitive to the precise distribution inside energy surfaces E for which $t/\tau_{DF}(E) \lesssim 1$, and in any case does not dominate the flux, this approximation should be valid when calculating that flux for points where the dynamical friction is just becoming important.

Eq. (56) can be solved for g_{m0} at any given energy E and time t to give

$$g_{\mu 0} = \frac{\left(\frac{g_{\mu 0}}{g_{m0}}\right)_{t=0}}{1 + \left(\frac{g_{\mu 0}}{g_{m0}}\right)_{t=0} e^{-t/\tau_s}} e^{-t/\tau_s} g_0. \quad (71)$$

Substituting this form for $g_{\mu 0}$, using Eq. (57) and (53), in (67) and (68) and (since this functional form does not admit sharp cutoffs) letting $X_{\min} \rightarrow 0$ and $X_{\max} \rightarrow \infty$, one obtains the residual fluxes. These are shown in Fig. 5 in terms of

$$s = \left(\frac{t}{\tau_s}\right)_{X=1}, \quad (72)$$

and for $(g_{m0}/g_0)_{t=0} = 0.2$.

Since the exponential evolution was deduced under the assumption that material beyond our reference point at $X = 1$ was largely unaffected, they are expected to be highly accurate only for $s \lesssim 2$. For this is the value of s that corresponds to one dynamical friction time for $\beta \sim -1$ (from Eq. 58).

The results of Fig. 5 do indeed show that for $s \lesssim 2$, the average value of the evolution timescale (the inverse of the evolution flux shown) correspond to $\sim 20 \tau_{DF}$ — which means that, up to one dynamical friction time, the timescale for the total mass to evolve away from its initial phase space distribution is twenty times longer. The approximation breaks down completely when $t/\tau_{DF} |\langle F_e \rangle_t| \sim 1/2s |\langle F_e \rangle_s| \sim 1$, where the angular brackets refer to averages of F_e over times smaller than t . From Fig. 5, it may

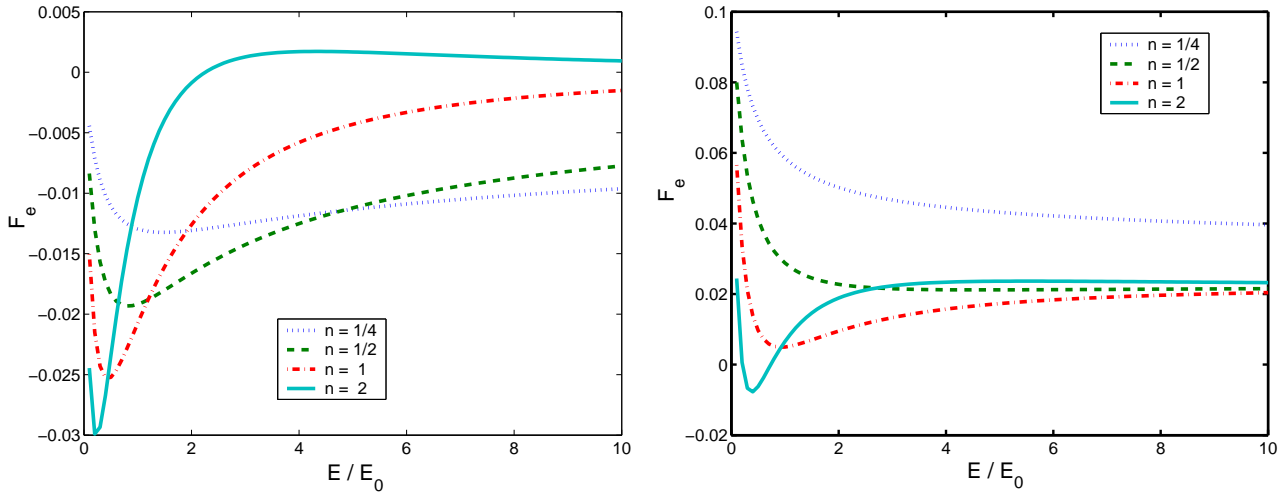


Figure 6. Evolution fluxes (calculated *via* Eq. 42), describing the accuracy of approximate solutions of the form (73), for $\beta = -2/3$ (corresponding to $\rho \sim 1/r^{4/3}$), shown on the left panel, and $\beta = -1$ ($\rho \sim 1/r$) (shown on the right). The total phase space mass distribution function g is assumed to keep its original scale free form (Eq. 24).

be estimated that the exponential solutions are relevant for the whole period of evolution that is plotted. They are a good approximation ($\sim 1/2s |\langle F_e \rangle_s| \lesssim 0.2$) up to $s \sim 4$, corresponding to about two dynamical friction times.

Note that, when s is very large, at $X \sim 1$ the system tends to the one-component equilibrium state described in Section 9.1. Therefore, the accuracy of the exponential solution does not continue to deteriorate as s increases. However, because the gradient of $g_{\mu 0}$ is quite large, the decay in the inner flux approximately follows the sharp cutoff form given by Eq. (61), and the tendency towards the one component solution is slow. But the form given by (71) has been derived under the assumption that $s \sim 1$, and is therefore no longer relevant. In the following, we present approximate solutions that describe a smooth transition between the two equilibria discussed in Section 9.1, with corresponding evolution fluxes that are very small at all points.

11 SMOOTH SOLID CLUMP SOLUTIONS VALID FOR $\sim 10 - 100 \tau_{DF}$

Since, for power law forms of the total mass distribution function g , there only corresponds two solutions for the individual components that can be also expressed in terms of powers of the energy (Section 5), no solutions can be written as an infinite power series in the energy, and be exact. Nevertheless, as we show here, some such solutions can be exceptionally excellent approximations.

For example, we have tried solutions of the form ⁸

⁸ We have also tried other algebraic (e.g., $\sim (1 + (E/E_0)^n)^{-1}$) and smooth exponential forms (e.g., $\sim (1 - e^{-kE/E_c})$, for $E > E_c$) with similar results.

$$g_{\mu 0}(E) = g_{\mu 0}(E_{\infty}) \left(1 - \frac{1}{(1 + E/E_0)^n} \right), \quad (73)$$

where E_0 is some scaling parameter and $g_{\mu 0}(E_{\infty})$ corresponds to the unperturbed value (i.e. to $g_{\mu 0}(t = 0)$). They represent systems where the background material is depleted at small energies due to interaction with solid massive clumps.

We insert $g_m = g - g_{\mu}$ into Eq. (16), with g , the total phase space mass density assumed to remain constant. Consistency requires that the evolution flux (Eq. 42) is small. This substitution breaks the equation into two additive terms. In the case when $\beta = -2/3$, the $g - g_{\mu}$ terms have exactly vanishing total flux. For $\beta = -1$ there is an evolution flux of 0.111. It will add to any evolution flux resulting from the $g - g_{\mu}$ term.

The total evolution fluxes are shown in Fig. 6 (again for the case where $(g_{m0}/g_0)_{t=0} = 0.2$). As may be expected from the discussion in Section 9.1, when $\beta = -2/3$, they tend to zero as $E/E_0 \ll 1$ (corresponding to the one component equilibrium state); and as $E/E_0 \gg 1$ (where the initial, two component equilibrium, still holds). As may also be expected (this time from Section 9), the absolute values of the fluxes peak at the transition between these two regimes, and are larger when the transition is most rapid. Note nevertheless that E_0 evolves on the local dynamical friction timescale, as the instability front moves out to higher energies on the segregation time scale τ_s of Section 8. Therefore no given region in energy space would remain, during the whole period of evolution, in the regime where the peaks lie. Like in the previous section where we discussed the initial exponential evolution, it is the average value of the flux that is relevant.

When $\beta = -1$, and $E/E_0 \ll 1$, the residual flux connected to the $g - g_{\mu}$ (one component) term causes the total flux to tend to 0.111. The associated evolution timescale is of the order of ten dynamical friction times. The energy flux

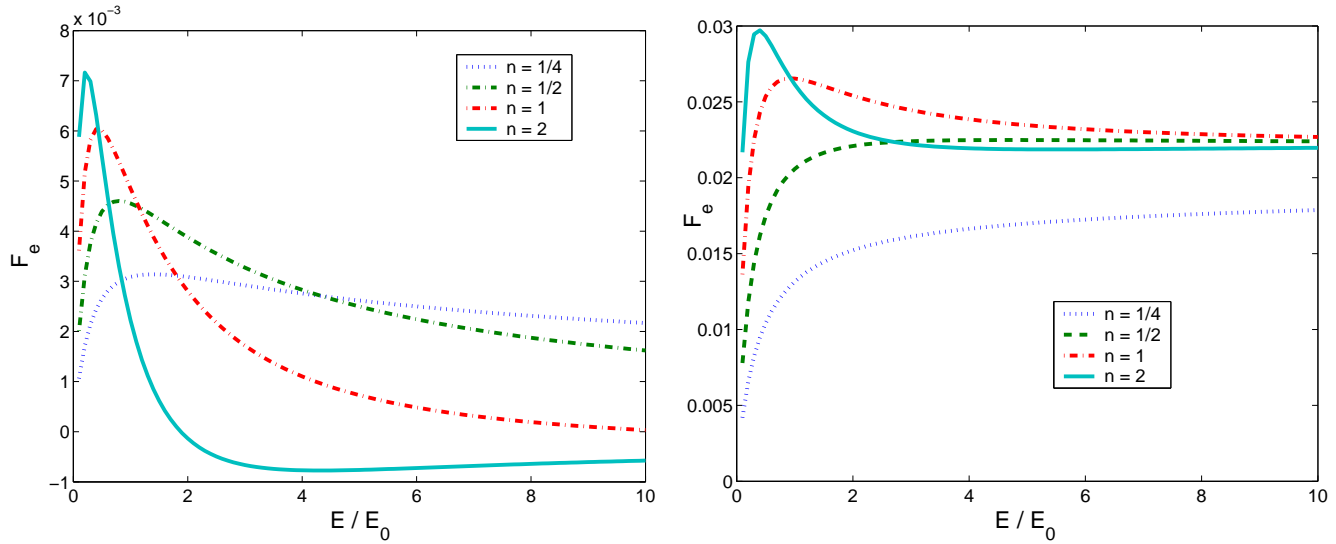


Figure 7. Same as in Fig. 6 but for approximate solutions of the form (74).

also becomes important on such timescales. Significant evolution in the total mass distribution is therefore expected. We have verified by means of simulations (like those of Section 2.1) that evolution in the total distribution does indeed occur on these timescales. It is initially in the direction of expanding core (as found by Hayashi et al. 2003). We have not integrated our systems for longer times, but core collapse, driven by the evolution of the (by then completely) self gravitating system of clumps, probably occurs. Both these regimes however are well beyond any situation where the representation of substructure in terms of solid clumps can be expected to be of any use. For stripping would have radically modified the distribution and internal structure of satellite haloes.

12 THE FORMATION OF A CONSTANT DENSITY CORE

The existence of a low energy cutoff in the phase space distribution will entail the removal of some particles of the affected species from the central region of the system in physical space; it does not however imply the removal of all particles. Instead, the radial mass density distribution of the background will develop a nearly constant density core. For, as can be seen by replacing the lower integration limit by E_c in Eq. (27), there will always be a radius where $E_c \gg \phi(r)$. For power law potentials of the form $\phi = \phi_0 r^{-\beta}$, the transition radius is $r_t = \phi_0/E_c$. Deep inside this region the density tends to the constant value $\rho_c = 4\sqrt{2}\pi \frac{g_{m0} E_c^{2/\beta+1/2}}{2/\beta+1/2}$.

This is of course what is found for the background distribution in Fig. 1 (left panel), where the density of background particles does indeed flatten off at small radii. In El-Zant, Shlosman & Hoffman (2001) and El-Zant et al. (2004) we had interpreted the clumpy component to be made of baryons; and assumed that stripping was negligible and that this state of affairs actually materialised in practice (the ra-

tionale being that baryonic material has formed by dissipation and is therefore dense enough to survive).

In contrast, if the clumps are made of dark matter, there will be continuous transformation between the two components, as stripping transforms the clump material into background. Cosmological simulations actually suggest that this process may be so effective that *the cutoff in the energy distribution in practice probably occurs in the clump distribution*, and not the smooth background. For the density distribution of the clumps consistently shows evolution towards a flattened core (e.g., Ghigna et al. 2000, Fig. 10).

13 STRIPPING

As discussed in Section 3.2, stripping does not significantly change the phase space mass density — because stripped particles are likely to escape from the clumps with very small kinetic energy and near zero binding energy (relative to the clump), the amount of mass in the phase space energy range $[E, E+dE]$ remaining nearly constant (the mass in the clumps in that energy range decreases, but is compensated by an equal increase in background).

Therefore, if the interaction due to dynamical friction leaves the system in equilibrium, it will remain so in the presence of tidal stripping. One nevertheless still needs to show that satellite distributions that are affected by stripping also correspond to long lived equilibrium states for the total mass distribution.

Suppose now the stripping turns most of the mass in clumps into background materials for energies $E \lesssim E_0$. Then the role of the two components are reversed from what was described in Section 11. Now, as appears to be the situation in evolved cosmological systems, it is the satellite distribution which would have a lower energy cutoff and develop a core (in physical space), while the background would have a

cusps. In that case, instead of substituting $g_m = g - g_\mu$ into Eq. (16), as we have done above, we can directly put

$$g_{m0}(E) = \frac{g_{m0}(E_\infty)}{(1 + E/E_0)^n}. \quad (74)$$

Since this simply represents a direct exchange of the role of the two components compared to what is described by Eq. (73), we expect the situation to be similar — except that the evolution flux is now expected to be even smaller, because the principal source for evolution, the massive clump distribution, vanishes at small energies, where the coupling is strongest. As can be seen from Fig. 7, this is indeed the case.

Since there is now virtually no clump-clump interaction at small energy, there is no longer a relatively large flux as $E \rightarrow 0$ when $\beta = -1$. The energy transfer flux is also always small. Physically this simply means that, if stripping is efficient over timescales smaller than the segregation time τ_s (Eq. 57), the evolved regions tends towards a non-evolving collisionless state as E_0 increases, instead of the self gravitating system of satellites expected to transpire if the stripping time is arbitrarily long (i.e., when the clumps can be considered solid).

Of course, in a realistic system, the distribution of clumps would be more complicated. There will be a mass spectrum, and each species may have a different distribution. Nonetheless, because of the linearity of the fundamental equation (16) with respect to g_m (cf. Section 4.3), one can add any number of approximate solutions of the form (74) (or, for that matter, 73) and still end up with a system that is close equilibrium — the errors, that is the evolution fluxes, will simply add linearly.

14 CONCLUSION

14.1 Principal results

The principal conclusion of this paper is that the phase space mass distribution associated with density distributions akin to the ‘universal’ halo profiles are approximately invariant under the action of the interaction induced by the presence of substructure satellites; which is shown to lead to negligible evolution over timescales comparable to halo lifetimes. This conclusion applies to the central region ($\rho \sim 1/r$), where the dynamical friction coupling is strongest, and up to radii where the profile can be approximated as $\rho \sim 1/r^2$.

Since haloes in cosmological simulations build up from smaller components; are continually incorporating infalling material; and retain significant substructure throughout their evolution, this is a necessary condition for the observed universal forms, apparently present at all redshifts and mass ranges — even if the initial collapse naturally leads to the ‘right’ distribution, evolution driven by the presence of substructure will modify it, unless the total mass distribution is shown to be invariant over relevant timescales.

The physical mechanism behind our claim is simple. Clumps and background are coupled via dynamical friction interaction. The clumps move in, the lighter background particles move out, the total remains the same. This equation,

which we have shown in terms of distribution functions in energy space, naturally leads to invariance in physical space. It is unmodified by the effect of inter-substructure interaction in the form of weak encounters.

We presented simple simulations which showed that for dozens of dynamical times (inside the initial scale length r_s), the physical as well as velocity space total distributions remain invariant under the dynamical friction mediated interaction between a (solid) clumpy component and a background of far lighter particles — despite the fact that, during that same timescale, the distribution of each component is radically modified (section 2.1).

The rest of the paper had the two principal goals: 1) to explain the results of these simple simulations and 2) To discuss, both from the qualitative and quantitative viewpoints, the relevance of such idealised models to the more complex context of cosmological simulations.

The conceptual and computational framework employed is based on a Fokker-Planck formulation, dividing self gravitating structures into two components: a background made of light particles and a system of clumps representing substructure satellites. The latter are assumed to interact with the background *via* dynamical friction, and among themselves through weak gravitational encounters. Although we usually have in mind a system where the background dominates, this is not an *a priori* assumption of the model.

It shows (Section 5) that there are exact scale free solutions for cusps with both components having scale free density distributions $\rho \sim r^\gamma$, and $\gamma = -4/3$. This solution, already found for single mass systems by Evans & Collett (1997), is generalised for the case of clump-background systems considered here. As long as the massive clumps are much heavier than the background particles, any mass distribution of the former is allowed; by virtue of the linearity of the fundamental equation for the mass flux (Sec 4.3).

Power law distributions, in the whole range of $-1 \gtrsim \gamma \gtrsim -2$, are in approximate equilibrium, both in terms of the mass and energy transfer; the total mass distribution in phase space remaining constant for many dynamical friction times (Sec. 7). Solutions with $\gamma \sim -2$ do not correspond to any power law found in the central regions of cosmological haloes. But they are faithful representations of the phase space structure at intermediate radii (up to the virial radius for haloes of small concentration; Section 5). Nevertheless, when $r \gg r_s$ and $\gamma \gtrsim -2$ power laws can no longer be taken as faithful representations of the density distribution, there can, in principle, be a large mass flux towards higher energies, if dynamical friction is not completely negligible at these radii, and if they contain a significant fraction of the halo mass (Section 5.3).

Even when the total mass distribution function is constant, there is continuous evolution in the distribution of each of the components. Two cases may be distinguished, depending on how efficient the stripping of the massive clumps is.

In the case when the clumps are considered as solid objects, we show that the evolution of each of the components away from the initial power law function takes the form of

an exponential instability, which we termed the ‘segregation instability’, and which takes place on a characteristic timescale comparable to the local dynamical friction time. It involves the replacement of lighter particles, which gain energy and exit lower energy levels, by the massive clumps (Section 8).

This results in a situation whereby the distribution of light background particles develops a low energy cutoff in energy space — with a corresponding constant density core in physical space (Section 12), in line with the evolution of the idealised N -body models discussed in Section 2.1. Long lived solutions for such models are given in Section 11. Situations whereas substructure is formed by dissipationless collapse are unlikely to be represented by such models for any significant period of time. Nevertheless, these may be relevant if the clumps are made of significantly denser baryonic material; which is more resistant to dissolution *via stripping*, because it dissipated during collapse (e.g. Gao et al. 2004b). One then recovers the situation described by El-Zant et al. (2004), where a core developed in the light dark matter particles but the total density distribution remained largely unchanged. Similar conclusions were reached by Gao et al (2004a) in a much more sophisticated cosmological setting.

If the timescale for mass loss from clumps — stripping — is significantly smaller than the segregation time, a cutoff in the *satellite* distribution function may result instead, with an accompanying constant density core in the physical space distribution of that component. This appears to be what happens in the context of dissipationless cosmological simulations.

In Section 3.2 we had argued that stripping does not modify the total mass distribution function. Therefore, if the dynamical friction interaction between clumps and background, and weak encounters between clumps, do not modify that distribution function, it suffices to show that solutions that take into account stripping — that is ones incorporating a low energy cutoff in the clump distribution — can be long lived. Such solutions, valid up to a thousand dynamical friction times (much longer than the age of cosmological haloes), are given in Section 13.

Finally, it is interesting to note that, whereas in the case of a single mass system, or a multimass systems without stripping, the only solutions with no energy transfer (i.e., thermodynamically stable configuration), are isothermal spheres, the case may be different when there is a mass spectrum and stripping is effective (Section 5.4).

14.2 Concluding comments

Several issues raised in this paper would seem to require numerical work, either by means of the Fokker-Planck equation or direct simulations, to be settled in a satisfactory manner. The two approaches are complementary: the full simulations including fewer physical assumptions and the Fokker-Planck models corresponding to more controlled calculations that are computationally far less intensive. The question concerning statistical effects arising from the finite number of subhaloes, and the contention that stripping does not modify the total mass distribution function (both

discussed in Section 3), need to be empirically verified by means of full simulations, involving live N -body satellites. Other issues are best treated by a combination of the two approaches.

The effects of a mass spectrum and stripping may be explicitly included in Fokker-Planck models (Merritt 1983). It is also possible to incorporate a prescription for the evolution of the halo mass distribution — as was done for example by Nusser & Sheth (1999). These authors used a stable clustering formulation, supplemented by an algorithm for the effect of dynamical friction on substructure and associated back reaction on the main halo. Because they have assumed that energy lost by sinking satellites is redistributed homogeneously among parent halo particles, their conclusion was that sinking substructure causes a steepening of the cusp, invalidating the ‘universality’ assumption. Their basic model nevertheless remains relevant and can be coupled to the Fokker-Planck formulation, which provides a much better representation of the effect of energy deposition by substructure (which in fact is better approximated as a local phenomenon).

Of prime interest is the issue of stability, touched upon in the introduction — whether the effectively dissipational interaction due to the presence of substructure may lead to an ‘attractor’ like behaviour, with systems tending to preferred configurations similar to those observed in the large simulations. There are several related points that are raised by the material presented here.

The fundamental conclusion of this paper, the invariance of the total phase space mass density distribution under the action of the dynamical friction coupling, strictly speaking holds only when *both components* initially have the same phase space distributions. Simple considerations involving the direction of phase space fluxes and their gradients (Section 5) suggest that power law systems may expand if the clumps distribution rises less steeply than the background, and contract if the situation is reversed. What is available in terms of numerical data tends to confirm this. For example, El-Zant, Hoffman & Shlosman (2001) ran Monte Carlo simulations where solid substructure was given homogeneous spatial initial conditions inside an NFW halo; the combined system was started from virial equilibrium and left to relax towards detailed dynamical equilibrium; the dynamical friction, modelled on the Chandrasekhar formula, was then turned on. The total density distribution decreased. Heuristically, one may explain this from the fact that the binding energy available, per unit mass, is larger the more diffuse distribution. Nevertheless, this issue is of sufficient importance so as to merit further work, involving a series of simulations whereby the spatial distribution of substructure within the halo, as well as the internal structure of individual clumps is varied.

The material in Sections 5 and 7 suggest that single power law systems with flat cusp ($\gamma \gtrsim -1$) are only marginally unstable — they would evolve on a dynamical friction time only when $\gamma \rightarrow 0$ (which may be taken to represent the nearly homogeneous centre of a system) and when the mass fraction in clumps is comparable to that in the background. Whether any evolution actually occurs will

clearly depend on if stripping is effective enough in order to quench the evolution, by modifying the mass ratio and cutting the source of the flux before any actual evolution takes place. It is of interest to determine under what (if any) condition evolution does occur, and whether this happens in the direction of the cusps characterisitic of cosmological haloes.

Finally, there is the issue of whether the large evolution flux associated with the very outer parts of haloes ($\gamma < -2$; see Section 5.3) has any significance in determining the structure of the outer profiles. Dealing with these regions may also require the incorporation of velocity anisotropies.

ACKNOWLEDGMENTS

The author is grateful to Peter Goldreich for suggestions, inspiration and encouragement. It is a pleasure to thank Adi Nusser and Sergei Shandarin for helpful discussions and critique. Comments by Julio Navarro were also useful. This work originated from numerous discussions with Peter Goldreich, Milos Milosavljevic and Isaac Shlosman; it was supported by NSF grant AST 00-98301 at Caltech.

REFERENCES

- Binney J., Tremaine S. 1987, *Galactic Dynamics*. Princeton University Press
- Chandrasekhar S., 1943, *Rev. Mod. Phys.* 15, 1
- Cohn H., 1979, *ApJ* 234, 1036
- Cohn H., 1980, *ApJ* 242, 765
- Dekel A., Arad I., Devor J., Birnboim Y., 2003, *ApJ* 588, 680
- Dekel A., Devor J., Hertzoni G., 2003, *MNRAS* 341, 326
- El-Zant A. A., 1998, *Phys. Rev. E* 58, 4152
- El-Zant A. A., Shlosman I., Hoffman Y., 2001, *ApJ* 560, 636
- El-Zant A. A., Shlosman I., 2002, *ApJ* 577, 626
- El-Zant A. A., Hoffman Y., Primack J. P., Combes F., Shlosman I., 2004, *ApJ* 607, L41
- Evans, N. W. 1994, *MNRAS*, 267, 333
- Evans N. W., Collett J. L., 1997, *ApJ* 480, L103
- Gao L., Loeb A., Peebles P. J. E., White S. D. M., Jenkins A., 2004a, *ApJ* 614, 17
- Gao L., De Lucia G., White S. D. M., Jenkins A., 2004b, *MNRAS* 352, L1
- Gao L., De Lucia G., White S. D. M., Jenkins A., 2004c, *MNRAS* 355, 819
- Ghigna S., Moore B., Governato F., Lake G., Quinn T., Stadel J., 2000, *ApJ* 544, 616
- Hayashi E., Navarro J. F., Taylor J. E., Stadel J., Quinn T., 2003, *ApJ* 584, 541
- Henon M., 1961, *Ann. Astrophys.* 24, 369
- Hiotelis N., 2002, *A & A* 382, 84
- Klypin A., Kravtsov A. V., Bullock J. S., Primack J. R., 2001, *ApJ* 554, 903
- Lokas E. L., Hofmann Y., 2001, *ApJ* 542, L139
- Ma C.-P., Bertschinger E., 2004, 612, 28
- Ma C.-P., Boylan-kolchin M., 2004, *Phys. Rev. Lett.* 93, 021301
- Merritt D., 1983, *ApJ* 264, 24

- Moore B., Quinn T., Governato F., Stadel T., Lake G., 1999, *MNRAS* 310, 1147
- Navarro J. F., Frenk, C. S., White S. D. M. 1997, *ApJ* 490, 493 (NFW)
- Navarro J. F. et al., 2004, *MNRAS* 293, 337
- Nusser A, Sheth R. K., 1999, *MNRAS* 303, 685
- Nusser A., 2001, *MNRAS* 325, 1397
- Padmanabhan, T., 1990, *Phys. Rep.* 188, 285
- Penarrubia J., Benson, A. J., 2004 (astro-ph 0412370)
- Saslaw W. C., 1985, *Gravitational physics of galaxies and clusters*, Cambridge University press.
- Saslaw W. C., 2000, *The Distribution of the Galaxies: Gravitational Clustering in Cosmology*. Cambridge University Press
- Spitzer L., 1987, *Dynamical evolution of globular clusters*. Princeton University press
- Syer D., White S. D. M., 1998, *MNRAS* 293, 337
- Taylor J. E., Navarro J. F., 2001, *ApJ* 563, 483
- Theuns T., 1996, *MNRAS* 279, 827
- Taylor J. E., Babul A., 2004, *MNRAS* 348, 811
- Weinberg M. D., 2001, *MNRAS* 328, 321
- Zaritsky D., White S. D. M., *MNRAS* 235, 289

APPENDIX A: EQUATION FOR MASS CHANGE

In general, a kinetic equation with a collisional term can be written as

$$\frac{dg}{dt} = \left(\frac{\partial g}{\partial t} \right)_{\text{coll}} \quad (\text{A1})$$

where g is mass density distribution function — the amount of mass inside a unit volume element in a six dimensional phase space. When the collisional term on the right hand side is zero, one recovers the collisionless Boltzmann equation: the dynamics conserves the phase space mass density along the motion.

The collisional term can be written as

$$\left(\frac{\partial g}{\partial t} \right)_{\text{coll}} = -\nabla_p F_p, \quad (\text{A2})$$

where F_p is the mass flux through phase space, defined as the amount of mass crossing unit area per unit time, and ∇_p is the phase space gradient. This is simply a statement of conservation of mass in phase space — the change in mass density inside a phase space volume due to the effect of encounters is the a difference in the amount of mass entering and leaving as a result of these encounters.

For a system where the distribution function depends only on energy, that is one whose phase space distribution is spherically symmetric, one can rewrite (A2) as

$$\left(\frac{\partial g}{\partial t} \right)_{\text{coll}} = -\frac{1}{p} \frac{\partial F}{\partial E}. \quad (\text{A3})$$

Here F is the mass flux traversing the energy surface E . Since this does not have unit area, one divides by the phase space area of this surface, hence the factor $1/p$.

The term on the left hand side of (A1) can be written as

$$\frac{dg}{dt} = \frac{\partial g}{\partial t} - \mathbf{V} \cdot \nabla_p g, \quad (\text{A4})$$

which is the collisionless Boltzman equation written in terms of the *phase space* velocity \mathbf{V} of a particle. When the phase space is spherical that velocity is $\dot{E} = \frac{1}{p} \frac{\partial q}{\partial t}$; so that we have

$$\frac{dg}{dt} = \frac{\partial g}{\partial t} - \frac{1}{p} \frac{\partial q}{\partial t} \frac{\partial g}{\partial E}. \quad (\text{A5})$$

Inserting this into (A1), taking into account (A3), one gets

$$\frac{\partial g}{\partial t} = -\frac{1}{p} \frac{\partial F}{\partial E} + \frac{1}{p} \frac{\partial q}{\partial t} \frac{\partial g}{\partial E}. \quad (\text{A6})$$

This can be rewritten, in terms of $M(E) = pg$, as

$$\frac{\partial M(E)}{\partial t} = -\frac{1}{p} \frac{\partial F}{\partial E} + \frac{\partial}{\partial E} \left(g \frac{\partial q}{\partial t} \right), \quad (\text{A7})$$

which, upon integration, gives

$$\frac{\partial M(< E)}{\partial t} = -(F(E) - F(0)) + F(t) + \frac{\partial}{\partial E} \left(g \frac{\partial q}{\partial t} \right). \quad (\text{A8})$$

For an isolated system in quasi-equilibrium the arbitrary flux $F(t) = 0$. If there are no source or sinks of mass at the centre of the system then also $F(0) = 0$. This is the assumption we adopt here. We nevertheless note that, strictly speaking, this cannot not be true of the approximate scale free solutions presented in Section 5; since, for these cases, the flux diverges as $E \rightarrow 0$. One therefore has to assume a small core that breaks the scale free solutions at the centre. In practice this is naturally realised when the finite size of the clumps is taken into account. Under the zero central flux assumption we have

$$\frac{\partial M(< E)}{\partial t} = -F(E) + g \frac{\partial q}{\partial t}. \quad (\text{A9})$$

APPENDIX B: EQUATION FOR ENERGY CHANGE

The rate of energy change of a population of particles in an interval $[E, E + dE]$ can be related to the rate of mass change inside that interval by

$$\frac{\partial H(E)}{\partial t} = E \frac{\partial M(E)}{\partial t}; \quad (\text{B1})$$

or, in terms of the total mass and energy inside surface E ,

$$\frac{\partial}{\partial E} \frac{\partial H(< E)}{\partial t} = E \frac{\partial}{\partial E} \frac{\partial M(< E)}{\partial t}. \quad (\text{B2})$$

Integration (by parts on the right hand side and setting arbitrary time dependent functions and central fluxes to zero) gives

$$\frac{\partial H(< E)}{\partial t} = E \frac{\partial M(< E)}{\partial t} - \int \frac{\partial M(< E)}{\partial t} dE, \quad (\text{B3})$$

which, when used in conjunction with (A9) yields the required energy change.

Note that, in moving from the local energy $H(E)$ to the integrated one $H(< E)$, we have neglected the interaction potential of the particles, that is we have simply added their

energy. This is consistent with the context of the Fokker-Planck formulation, since the assumption of locality in relation to the encounters producing the energy changes (c.f. Section 4) already incorporates the idea that the evolution is caused by encounters which proceed independently of the form of the mean field, which is responsible for this interaction. This is no longer true if significant energy changes are caused by an evolving mean field. However, for our purposes, this point is not of central importance; the rationale being that we assume that the system is in quasiequilibrium and evolves only due to the encounters. The source of any evolution is then the Fokker-Planck flux.

APPENDIX C: DIFFUSION COEFFICIENTS

In general, diffusion coefficients represent the average rates that a certain quantity changes over time. In case of the isotropic orbit averaged Fokker-Planck equation they represent the average rate of change of powers of the specific energy E , averaged all orbits with energies in the interval $[E, E + dE]$. (Note that, as always with this equation, this involves the assumption that the actual rate is such that the change during an orbital time is small, thus permitting the averaging of quantities over orbits).

In the weak encounter (Fokker-Planck) approximation, two diffusion coefficients are relevant: $D_1 = \langle \Delta E \rangle$ and $D_2 = \langle (\Delta E)^2 \rangle$. For a test particle of mass m_t affected by encounters with field particles of mass m_f and distribution function f_f , they are given by (Spitzer 1987; Theuns 1996)

$$D_1 = \Gamma m_f^2 \left(\int_E^\infty f_f dE - \frac{m_t}{pm_f} \int_0^E q f_f dE \right) \quad (\text{C1})$$

and

$$D_2 = 2 \Gamma m_f^2 \left(\frac{1}{p} \int_0^E q f_f dE + \frac{q}{p} \int_E^\infty f_f dE \right) \quad (\text{C2})$$

where $\Gamma = 16\pi^2 G^2 \ln \Lambda$, Λ being the Coulomb logarithm; q is given by (7) and $p = \frac{\partial q}{\partial E}$ (note that in this paper we are assuming that the zero of the potential is taken so that energies are always positive).

In a system consisting of several mass species, field particles will include all other particles of the same species, plus those of the other species present. The form of the diffusion coefficients is additive in the distribution of these different species, it is thus easy to generalise relations obtained for a two component system. We therefore consider such a system; with constituents having masses m and μ . The phase space *mass* distribution functions are $g_m = m f_m$ and $g_\mu = \mu f_\mu$. We will assume that the phase space mass densities of the two components are comparable; that is g_m and g_μ are roughly of the same order, while at the same time $m \gg \mu$. For the average energy change of the light particles one therefore has

$$\langle \Delta E_\mu \rangle = -\Gamma m \int_E^\infty g_m dE, \quad (\text{C3})$$

while for the massive species it is

$$\langle \Delta E_m \rangle = \Gamma m \left(\int_E^\infty g_m dE - \frac{m}{p} \int_0^E p g dE \right), \quad (\text{C4})$$

where $g = g_m + g_\mu$.

The average square changes in specific energy are

$$\langle (\Delta E)^2 \rangle = 2 \Gamma m \left(\frac{1}{p} \int_0^E q g_m dE + \frac{q}{p} \int_E^\infty g_m dE \right). \quad (\text{C5})$$

This relation holds *for both* the light and massive species.