

# Superorbital Period in the High Mass X-ray Binary 2S 0114+650

S.A. Farrell,<sup>1</sup> R.K. Sood<sup>1</sup> and P.M. O’Neill<sup>2</sup>

<sup>1</sup>*School of Physical, Environmental and Mathematical Sciences, UNSW@ADFA, Northcott Drive, Canberra ACT 2600, Australia*

<sup>2</sup>*Astrophysics Group, Imperial College London, Blackett Laboratory, Prince Consort Road, London SW7 2AW, UK*

Released 2005 Xxxxx XX

## ABSTRACT

We report the detection of a superorbital period in the high-mass X-ray binary 2S 0114+650. Analyses of data from the *Rossi X-ray Timing Explorer (RXTE)* All-Sky Monitor (ASM) from 1996 January 5 to 2004 August 25 reveal a superorbital period of  $30.7 \pm 0.1$  d, in addition to confirming the previously reported neutron star spin period of 2.7 h and the binary orbital period of 11.6 d. It is unclear if the superorbital period can be ascribed to the precession of a warped accretion disc in the system.

**Key words:** accretion, accretion discs - stars: neutron - X-rays: binary

## 1 INTRODUCTION

The X-ray source 2S 0114+650 was discovered in 1977 during the *SAS3* Galactic survey (Downer & Kelley 1977). Its optical counterpart, LSI +65° 010 was identified as an 11 mag B star with a broad H $\alpha$  emission line. (Margon & Bradt 1977). Spectroscopic observations by Crampton, Hutchings & Cowley (1985) from 1979 to 1985 led these authors to conclude that optically this system resembled supergiant X-ray binaries similar to Vela X-1, while its X-ray properties were more aligned to those of Be X-ray binaries. Reig et al. (1996) carried out further long term optical and infrared studies in the period 1990-1995, and reclassified the optical counterpart as a supergiant of spectral type B1 and luminosity class Ia, at a distance of  $7.0 \pm 3.6$  kpc.

The binary nature of 2S 0114+650, with a period of 11.59 d was also optically confirmed by Crampton et al. (1985). Koenigsberger et al. (1983) using *Einstein*, *HEAO 1*, and *OSO 8* data, and Yamauchi et al. (1990) using *Ginga* data had reported compact object pulse periods of 894 s and 850 s respectively. However, short *EXOSAT* observations of Apparao, Bisht & Singh (1991) failed to confirm these periodicities. X-ray data from *EXOSAT* and *ROSAT* spanning seven years from 1983 to 1990 were analysed by Finley, Belloni & Cassinelli (1992), who discovered a 2.78 h periodicity and attributed it to  $\beta$  Cephei-type pulsations of the donor star. Corbet, Finley & Peele (1999) analysed *Rossi X-ray Timing Explorer (RXTE)* All Sky Monitor (ASM) data covering the period 1996 January 5 to 1998 July 3 and concluded that the X-ray pulse properties at the period of 2.7 h could be best explained if they emanated from accretion on to a slowly rotating, highly magnetised neutron star. These authors also confirmed the orbital period reported by Crampton et al. (1985), but with a difference of  $0.04 \pm 0.01$  d between the optical and X-ray periods. The 2.7 h spin pe-

riod is by far the slowest known for an X-ray pulsar, and compares with the other known periods between 69 ms and 1400 s. Li & van den Heuvel (1999) have shown that such a slow pulsar is possible within the lifetime indicated by the early type companion if the pulsar was born as a magnetar with a magnetic field of  $\geq 10^{14}$  G. The field would have decayed to a present value of  $\sim (2-3) \times 10^{12}$  G on a timescale of  $\leq 10^5$  yr.

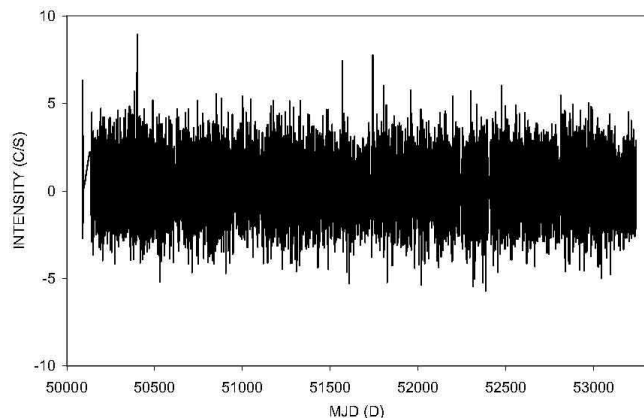
In this paper we report the results of analyses of *RXTE* ASM data covering a period of more than 8 years, which have revealed a strong modulation at  $30.7 \pm 0.1$  d.

## 2 DATA AND ANALYSIS

Archived data from the ASM in the public domain<sup>1</sup> (Levine et al. 1996) obtained for the period MJD 50087 (1996 January 5) to MJD 53242 (2004 August 25) were used in these analyses. The ASM consists of three wide-angle Scanning Shadow Cameras (SCC’s) each with a  $6^\circ \times 90^\circ$  field of view and spatial resolution  $3' \times 15'$ , equipped with proportional counters sensitive to X-rays in the nominal energy range 1.5 – 12.0 keV (A.M. Levine 2004, private communication). The spectral data are binned into three energy bands corresponding to 1.5 – 3.0 (soft), 3.0 – 5.0 (medium), and 5.0 – 12.0 keV (hard). *RXTE* is in a low-earth circular orbit of inclination  $23^\circ$ , and period  $\sim 95$  min. The ASM performs 90 s pointed observations (dwells) of individual sources.  $\sim 80\%$  of the sky is covered every orbit, with a duty cycle of  $\sim 40\%$ .

Data from the ASM are available in two forms: count rates from individual 90 s dwells, and one-day averages for a source. Though the daily averages are more suitable for

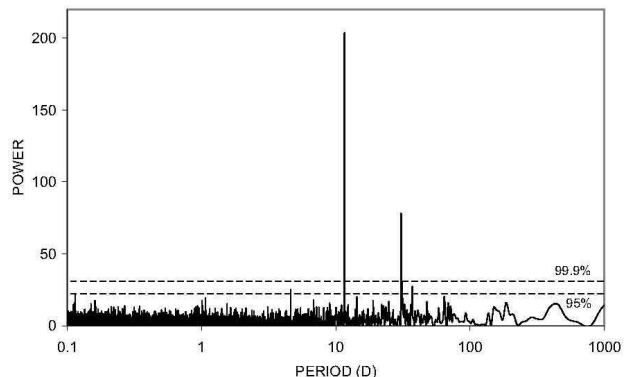
<sup>1</sup> <http://heasarc.gsfc.nasa.gov/docs/xte/xtegef.html>



**Figure 1.** The individual dwell light curve for 2S 0114+650 obtained with the ASM. Data points with count rate errors of  $1\sigma$  greater than the mean have been removed.

probing long-term flux variability, as the errors on flux measurements are reduced compared to the individual dwell measurements (Corbet 2003), we used the 90 s dwell data in order to investigate the spin period at a higher time resolution. The SSC3 data were not used because of that detector’s performance degradation over time. Linear trends were subtracted from the SSC1 and SSC2 light curves before and after a gain adjustment that took place on MJD 51548 (Corbet 2003). Data points which had count rate errors of  $1\sigma$  greater than the mean were removed from the light curve. The reduced light curve for 2S 0114+650 for the 8.5 years of ASM data for the SSC1 and SSC2 detectors is shown in Fig. 1. The mean intensity is  $0.2 \text{ counts s}^{-1}$ .

After carrying out background subtraction and barycentric corrections we performed a Lomb-Scargle periodogram (LSP) analysis (Lomb 1976; Scargle 1982) for the SSC1 and SSC2 data. As the False Alarm Probability of a given peak in a LSP power spectrum depends on the sampling pattern of the data (Horne & Baliunas 1986), we used Monte Carlo simulations to determine the 99.9% significance levels (e.g. Kong, Charles & Kuulkers 1998). The resulting power spectrum for the complete energy range  $1.5 - 12.0 \text{ keV}$  is shown in Fig. 2. The strongest peak in the spectrum is at  $11.60 \pm 0.02 \text{ d}$ . This value is in agreement with the value of the orbital period as deduced by Crampton et al. (1985) from optical observations. As noted above, a previous analysis of the first two years of ASM data by Corbet et al. (1999) had revealed a value of  $11.630 \text{ d}$  as the optimum value for the folded light curve. We find that the orbital period has remained stable at  $11.60 \pm 0.02 \text{ d}$  during the 8.5 yr observation period discussed in this paper. Fig. 2 also shows a marginally significant peak at  $2.73 \text{ h}$ , which has previously been associated with the pulse period of the neutron star. In their analysis, Corbet et al. (1999) had noted the broad profile of this peak. They had also seen a subsidiary peak at  $25.65 \text{ h}$  which they had provisionally attributed to daily variations in background levels. This peak is not significant in our data (Fig. 2). We have made a detailed investigation of the occurrence of peaks around  $24 \text{ h}$  for several celestial sources in ASM data, and ascribe them primarily to spectral leakage of low frequency power present in light curves (Farrell, O’Neill & Sood 2004a).



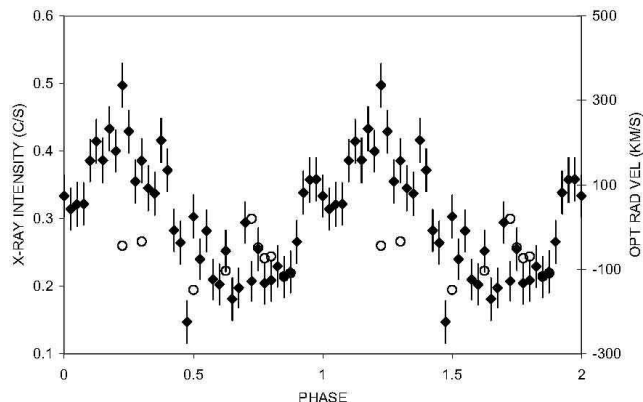
**Figure 2.** Lomb-Scargle power spectrum of the individual dwell barycentre-corrected, background subtracted light curve for 2S 0114+650 for 8.5 yr of ASM data. The 99.9% and 95% significance levels are indicated by the dashed lines.

We have examined the evolution of the neutron star spin period in 2S 0114+650 using LSP analysis of the ASM data over the period MJD 50087 – 53242. Data were binned over one year periods. We confirm the values derived previously by Corbet et al. (1999) and Hall et al. (2000) for overlapping time intervals. A decrease in the spin period of the secondary was first noted by Hall et al. The general trend in spin-up has continued till MJD  $\sim 52550$  when there are indications of a spin torque reversal (Sood et al., in preparation). The average spin-up rate over a period of nearly 18 years since the *EXOSAT* and *ROSAT* observations of Finley et al. (1992) is  $\sim 2.5 \times 10^{-3} \text{ yr}^{-1}$ .

In addition to the previously reported periodicities in the ASM data as described above, Fig. 2 shows a strong peak at  $\sim 30 \text{ d}$  period. This peak is well above the 99.9% significance level as determined from Monte Carlo simulations. We also simulated a light curve, using the same sampling as our data, with modulations at both the  $2.7 \text{ h}$  pulse and the  $11.6 \text{ d}$  orbital periods. A periodogram calculated from this light curve showed no power at around  $30 \text{ d}$ , confirming that the observed  $30.7 \text{ d}$  peak is not a result of spectral leakage from the pulse or orbital periods. A follow-up  $\chi^2$  epoch-folding search of the data yielded a best-fit period of  $30.7 \pm 0.1 \text{ d}$  FWHM. The analysis gave an ephemeris of MJD  $50108.2 (\pm 0.4) + 30.7 (\pm 0.1)N$ , where  $N$  is the cycle number. The phase variability of 2S 0114+650 over this period is shown in Fig. 3. Phase zero is defined as the modulation minimum, and the modulation has full amplitude of  $60 \pm 20\%$ . We interpret this modulation as a previously unreported super-orbital period in the 2S 0114+650 system (Farrell, Sood & O’Neill 2004b)<sup>2</sup>.

In order to confirm that there was no contamination in the 2S 0114+650 data from other neighbouring known sources, we performed a similar analysis on ASM data from the nearby  $3.6 \text{ s}$  X-ray pulsar 4U 0115+634, and the LMXB pulsar 4U 0142+614. While the LSP showed a strong peak

<sup>2</sup> Following the announcement of this discovery in ATEL #283, it was brought to our attention by Dr. J. Wilms that this periodicity had been seen for an unspecified length of ASM data set by Benlloch (PhD thesis, Univ. of Tübingen, 2004), albeit at a much lower significance level.



**Figure 3.** Light curve for ASM data for 2S 0114+650, folded over the 30.7 d superorbital period at epoch  $T(0) = \text{MJD } 50087$  (solid diamonds). The He I 6678 Å radial velocity data of Reig et al. (1996) are shown folded at the same period and epoch (open circles).

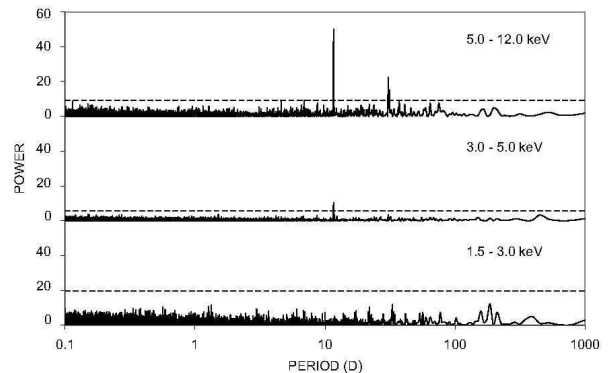
at  $\sim 24$  h (discussed above) in 4U 0115+634, no significant power was found in either source at any of the periods associated with 2S 0114+650.

The 2S 0114+650 data for the three energy bands were analysed separately to investigate any possible energy dependence of the temporal variation of the X-ray flux. The power spectra for the individual energy bands are produced in Fig. 4. There are no significant periodicities in the 1.5 – 3.0 keV band. The 11.6 d orbital period is apparent in the 3.0 – 5.0 keV band, while both the orbital period, and the 30.7 d superorbital period stand out strongly in the 5.0 – 12.0 keV band. We also checked to see if the hardness ratio ((medium+high)/low) revealed any periodic modulation. The LSP of the hardness ratio showed no significant power at any value. The spectral hardness of the orbital modulation has previously been noted by Corbet et al. (1999). The commonality of the hardness between the orbital and superorbital modulations may indicate a link between the two mechanisms.

### 3 DISCUSSION

Superorbital (long) periods are known to exist in more than 20 high-mass and low-mass X-ray binaries, and their values range from 24 to 600 d. The mechanism behind these periods is generally not well-understood, though the precession of a radiation-warped accretion disc modulating the X-ray flux from the compact object is the favoured model (e.g. Clarkson et al. 2003). Ogilvie & Dubus (2001) have shown that radiation driven warping gives a coherent picture of superorbital periods, but that the model does not explain the phenomenon in all X-ray binaries. Other models for superorbital periods include (i) variations in the rate of Roche-lobe overflow caused by stellar pulsations of the donor, (ii) the precession of the magnetic axis of the compact object, (iii) a triple star system, and (iv) variations in the location of an accreting hot-spot. We now discuss the likely phenomenon leading to a superorbital period in 2S 0114+650.

2S 0114+650 shares luminosity ( $3.4 \times 10^{35} \text{ erg s}^{-1}$  at 3–20 keV) and spectral characteristics with systems that



**Figure 4.** Lomb-Scargle power spectra for 8.5 yr data for 2S 0114+650, for the three energy bands of the ASM. The 99% significance levels are indicated by the dashed lines.

contain pulsars in *wind-driven* HMXRBs, though some uncertainty remains over its optical spectral characteristics. The hydrogen column density is estimated at  $(1.3 - 9.4) \times 10^{22} \text{ cm}^{-2}$ , with the lower value being an upper limit to interstellar absorption (Reig et al. 1996). It is therefore clear that significant and variable absorption takes place in the vicinity of the X-ray source. However, the structure of the absorbing region is not certain. It may be in the form of a precessing accretion disc, or a dense circumstellar environment. There are arguments against the existence of an accretion disc in 2S 0114+650. The formation of an accretion disc is expected only when the Keplerian radius  $r_k$  of orbiting matter of specific angular momentum  $l$  is larger than the magnetospheric radius  $r_m$  of the neutron star of mass  $M_x$ , where  $r_k = l^2 / GM_x$ , (Nagase 1989). The value of the stellar wind velocity ( $1200 \text{ km s}^{-1}$ ) far exceeds the calculated upper limit value ( $\sim 280 \text{ km s}^{-1}$ ) necessary for the formation of an accretion disc in 2S 0114+650. Additionally, the He II 4686 Å line emission, a common feature of the inner regions of a heated disc in X-ray binaries, has not been observed from this system (Koenigsberger et al. 2003).

The fractional amplitude of the variations of the X-ray flux arising from the precession of an accretion disc should be largest in the low energy band of the ASM, because the soft X-rays are absorbed more than the hard X-rays. As shown in Fig. 4, this modulation is only present in the highest energy band, suggesting a link with only the neutron star.

Variations in the rate of mass loss from the donor could in principle explain the 30.7 d periodicity. Such a variation could manifest itself in a correlated variation at optical wavelengths. Hudec (1978) studied the mean B band brightness of the system over a 50 yr interval. The brightness was constant at  $12.3 \pm 0.2$  mag from 1928 to 1977. The radial velocity measurements of Crampton et al. (1985) in the range 3700 – 5100 Å, taken over more than six years, show no evidence of modulation at the superorbital period. Reig et al. (1996) used the He I 6678 Å absorption feature for radial ve-

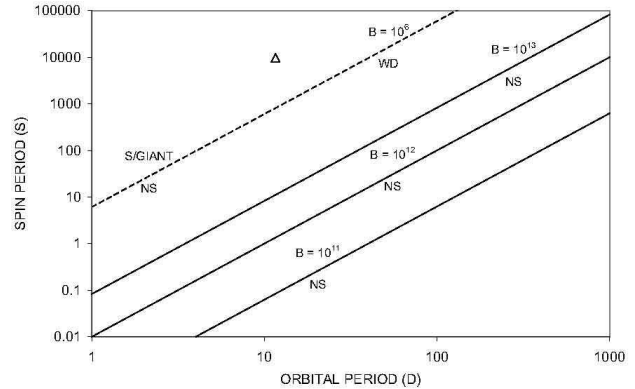
locity determination of 2S 0114+650. We have plotted these data in Fig. 3, folded at the 30.7 d superorbital period, using the ephemeris established above. While the correlation is suggestive, more data are needed, particularly between the phases 0 – 0.5 to draw any firm conclusions. Nevertheless, Reig et al. did conclude that optical variability on the time scale of months to years was not a feature of 2S 0114+650. Variations in mass loss rate are also not expected to show precision timing at the superorbital period when considered over a period of several years.

More significant is the fact that there is one other report in the literature of a periodicity in 2S 0114+650 at  $\sim 30$  d. This relates to the work of Beskrovnaya (1988) who carried out UBVR<sub>I</sub> polarimetry of the optical counterpart LSI +65° 010 over a two month period in 1986. He confirmed the variability of the normalised Stokes parameters  $Q/I$  and  $U/I$  over the 11.6 d orbital period, and stated that “there also seems to be an auxiliary source of variability, with a characteristic time scale of roughly a month”. The donor star has a strongly ionised wind, and this could be a dominant source of the linear polarisation, resulting from single electron scatter. Precession of the axis of the neutron star could conceivably result in varying irradiation of the circumstellar material, leading to a natural explanation for the 30-d variation in the polarisation, and the observed superorbital period. However, the presence of an accretion disc cannot be ruled out on the basis of the polarisation observations, as a correlation between the polarisation parameters and the orbital phase is expected in X-ray binaries with accretion discs (e.g. Phillips & Meszaros 1986).

The trend in the spin-up is more a stochastic one, expected in high mass X-ray binaries, rather than a secular one (Sood et al., in preparation). A secular trend in the spin rate of the compact object is usually indicative of the presence of an accretion disc (Bildsten et al. 1997).

The picture is further complicated if one plots the spin/orbital behaviour of 2S 0114+650 on the Corbet diagram (Corbet 1986), which shows the relation between the spin period  $P_s$  and the orbital period  $P_o$  for accreting neutron stars. This correlation is explained by the neutron star being in a state of quasi-equilibrium in which the Alfvén and co-rotation radii of the neutron star are approximately equal. The size of the Alfvén radius depends on the density of the circumstellar material, which in turn will depend on the binary separation. This correlation is strongest for Be transient binaries and Roche-lobe filling supergiants, and weak for under-filled Roche-lobe supergiants. In this scheme, 2S 0114+650 clearly belongs to the latter class of binaries, wherein an accretion disc is not present (Fig. 5). The system may be spinning up to its equilibrium state. If on the other hand, the system was near the equilibrium state, then the neutron star would need to possess a present value of the magnetic field of  $> 10^{13}$  G (Waters & van Kerkwijk 1989).

Chou & Grindlay (2001) have shown that a long period ( $\sim 176$  d) in 4U 1820-30 is produced by a hierarchical triple outer companion star modulating the eccentricity of an inner binary orbit. 4U 1820-30 consists of a white dwarf / neutron star inner system with  $P_{\text{orb,inner}} \approx 685$  s, with a third star orbiting the inner system with a period of  $\sim 1.1$  d. If this model (Mazeh & Shahan 1979) is applied to 2S 0114+650 taking  $P_{\text{orb,inner}} = 11.6$  d, it yields a long period of  $\gg 30.7$  d.



**Figure 5.** The spin / orbital periods of 2S 0114+650 (triangle) plotted on a Corbet diagram.

## 4 CONCLUSIONS

We have identified a third stable period in the high mass X-ray binary 2S 0114+650 of value  $30.7 \pm 0.1$  d. Such a period is usually classified as a superorbital period originating from modulation of the X-ray flux by a warped precessing accretion disc. However, the observational evidence for the presence of an accretion disc in this system is not conclusive. Optical polarisation and spectroscopy studies, and radio observations are in progress to better understand the properties of this complex system.

## 5 ACKNOWLEDGEMENTS

This research has made use of data obtained through the High Energy Astrophysics Science Archive Research Centre Online Service, provided by the NASA/Goddard Space Flight Centre. We thank Alan Levine of MIT for discussions on the ASM instrument, and Stefan Dieters of the University of Tasmania for his advice on all matters related to the *RXTE* mission.

## REFERENCES

- Apparao K.M.V., Bisht P.S., Singh K.P., 1991, *ApJ*, 371, 772
- Beskrovnaya N.G., 1988, *Sov. Astron. Lett.* 14(4), 314
- Bildsten L. et al., 1997, *ApJ* 51, 367
- Chou Y., Grindlay J.E., 2001, *ApJ*, 563, 934
- Clarkson W.I., Charles P.A., Coe M. J., Laycock S., 2003, *MNRAS*, 343, 1223
- Corbet R.H.D., 1986, *MNRAS*, 220, 1047
- Corbet R.H.D., Finley J.P., Peele A.G., 1999, *ApJ* 511, 876
- Corbet R.H.D., 2003, *ApJ*, 595, 1068
- Crampton D., Hutchings J.B., Cowley A.P., 1985, *ApJ*, 299, 839
- Dower R., Kelly R., 1977, *IAU Circ No.* 3144
- Farrell S.A., O’Neill P.M., Sood R.K., 2004a, *PASA*, submitted
- Farrell S. A., Sood R.K., O’Neill P.M., 2004b, *ATEL #* 283
- Finley J.P., Belloni T., Cassinelli J.P., 1992, *A&A*, 262, L25

- Hall T.A., Finley J.P., Corbet R.H.D., Thomas R.C., 2000, ApJ, 536, 450
- Horne J.H., Baliunas S.L., 1986, ApJ, 302, 757
- Hudec R., 1978, Mitt. Veranderl. Sterne, 8, 64
- Koenigsberger G., Swank J.H., Szymkowiak A.E., White N.E., 1983, ApJ, 268, 782
- Koenigsberger G., Canalizo G., Arrieta A., Richer M.G., Georgiev L., 2003, Revista Mexicana de Astronomia y Astrofisica, 39, 17
- Kong A.K.H., Charles P.A., Kuulkers E., 1998, NewA, 3, 301
- Levine A.M., Bradt N., Cui W., Jernigan J.G., Morgan E.H., Remillard R., Shrey R.E., Smith D.A., 1996, ApJ, 469, L33
- Li X.D., Van den Heuvel E.P.J., 1999, ApJ, 513, L45
- Lomb N.R., 1976, Ap&SS, 39, 447
- Margon B., Bradt H.V., 1977, IAU Circ No. 3144
- Mazeh T., Shaham J., 1979, A&A, 77, 145
- Nagase F., 1989, PASJ, 41, 1
- Ogilvie G.I., Dubus G., 2001, MNRAS, 320, 485
- Phillips K.C., Meszaros, P., 1986, ApJ, 310, 284
- Reig P., Chakrabarty D., Coe M.J., Fabregat J., Negueruela I., Price T.A., Roche P., Steel I.A., 1996, A&A, 311, 879
- Scargle J.H., 1982, ApJ, 263, 835
- Waters L.B.F.M., van Kerkwijk M.H., 1989, A&A, 223, 196
- Yamauchi S., Asaoka I., Kawada M., Koyama K., Tawara, Y., 1990, PASJ, 42, L53