

Spectral Analyses of DO White Dwarfs and PG1159 Stars from the Sloan Digital Sky Survey

S. D. Hügelmeyer,¹ S. Dreizler,¹ K. Werner,² A. Nitta,³ S. J.
 Kleinman,³ and J. Krzesiński³

¹*Institut für Astrophysik, Universität Göttingen, Friedrich-Hund-Platz 1,
 D-37077 Göttingen, Germany*

²*Institut für Astronomie und Astrophysik, Universität Tübingen, Sand 1,
 D-72076 Tübingen, Germany*

³*New Mexico State University, Apache Point Observatory, 2001 Apache
 Point Road, P.O. Box 59, Sunspot, NM 88349, USA*

Abstract. SDSS (DR1 and DR2) has recently proposed 7 new DO white dwarfs as well as 6 new PG1159 stars. This is a significant increase in the known number of DOs and PG1159 stars. Our spectral analyses provide stellar parameters which can then be used to derive constraints for the evolution of H-deficient white dwarfs. A comprehensive understanding of these objects is still severely hampered by low-number statistics.

1. Introduction

DO white dwarfs and PG1159 stars are situated on the upper part of the white dwarf cooling sequence. Both types of stars are helium-rich and therefore seem to have undergone an untypical evolutionary path. DO white dwarfs have effective temperatures from $T_{\text{eff}} \approx 45\,000$ K up to $T_{\text{eff}} \approx 120\,000$ K. PG1159 stars feature temperatures which exceed $T_{\text{eff}} = 65\,000$ K with an upper limit of $T_{\text{eff}} = 200\,000$ K. All these attributes in turn suggest an evolutionary connection in which PG1159 stars are the proposed precursors of DO white dwarfs.

2. Spectral Analyses of DO White Dwarfs and PG1159 Stars

In order to analyse the DO stars, we calculated NLTE model atmospheres with detailed H-He model atoms (Figure 1). The model grid ranges from an effective temperature of 45 000 K to 100 000 K and a logarithmic gravity of 7.0 to 8.2. The helium abundance is fixed to a ratio of $\text{He}/\text{H} = 99$. All specified abundance ratios are ratios of particle numbers. The spectra are taken from SDSS DR1 (Krzesiński et al. 2004) and DR2. The models are fitted using a χ^2 minimization without interpolation. The analyses are preliminary only. SDSS J131724.75+000237.4 = HE1314+0018 has already been analysed by Werner et al. (2004). For this star we cannot find a good fit due to unknown reason (see Werner et al. 2004). SDSS J131724.75+000237.4 and SDSS J140409.96+045739.9 provide detectable C IV lines (Figure 3).

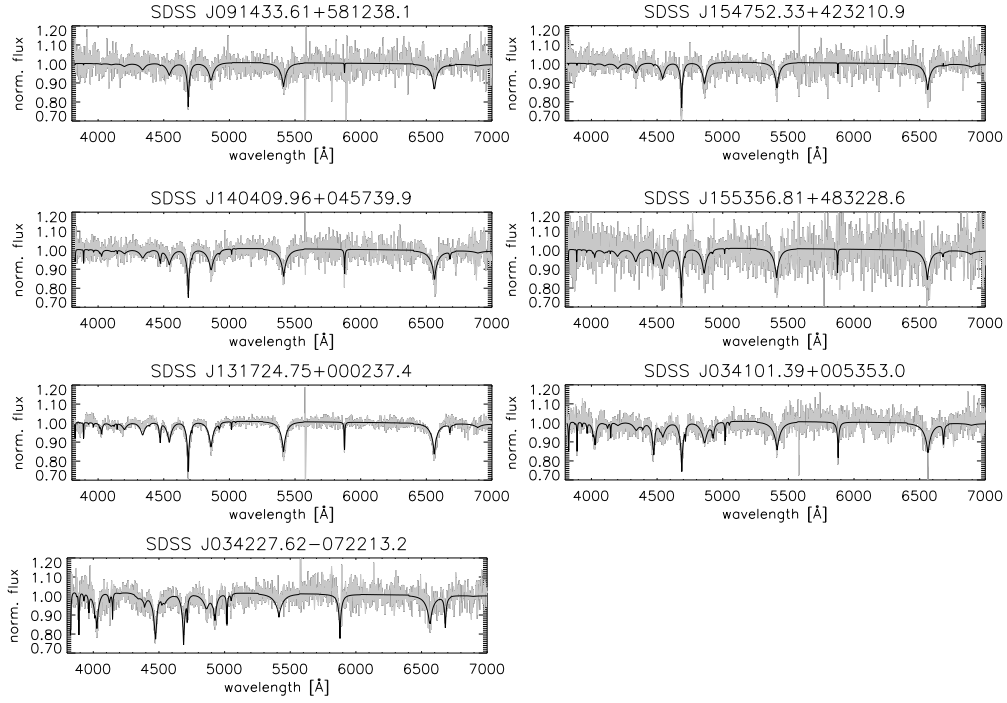


Figure 1. DO spectra in order of descending temperature (left-right top-bottom). The dark lines represent the model spectra.

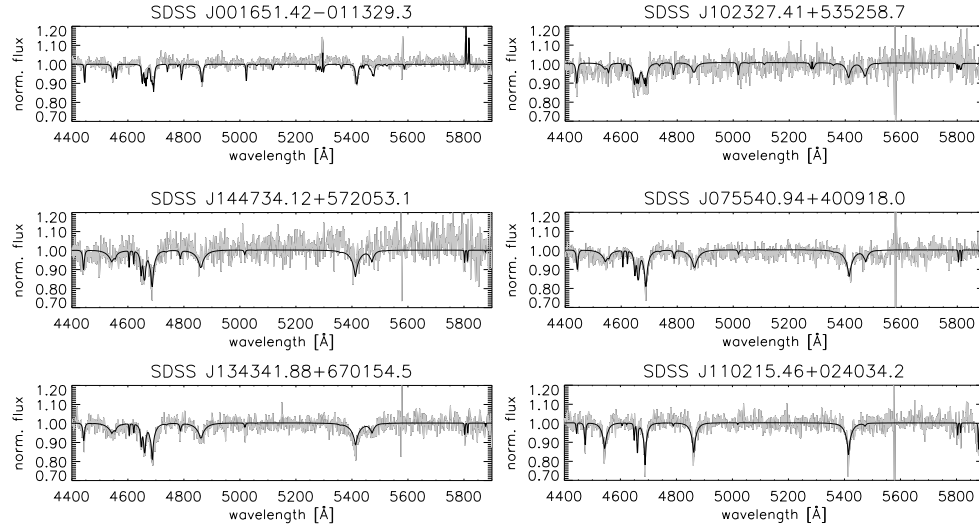


Figure 2. PG1159 spectra in order of descending temperature (left-right top-bottom). The dark lines represent the model spectra. SDSS J110215.46+024034.3 is a sdO rather than a PG1159 star.

For the PG1159 stars we calculated atmospheres using detailed H-He-C-O model atoms (Figure 2). The model grid ranges from $T_{\text{eff}} = 55\,000 - 150\,000$ K and $\log g [\text{cgs}] = 6.4 - 7.6$. The abundances are fixed to values $\text{He}/\text{H} = 100$ and $\text{C}/\text{He} = 0.01, 0.03, 0.1, 0.3, 0.6$. The fits were done as described above.

One of the objects is an sdO star rather than a PG1159 star (i.e. SDSS J110215.46+024034.2). Most of the PG1159 stars are cooler ones and moreover most of the stars show moderate C abundances. O is undetectable in the cooler PG1159 stars. SDSS J001651.42–011329.3 shows an abundance of $\text{O}/\text{He}=0.04$.

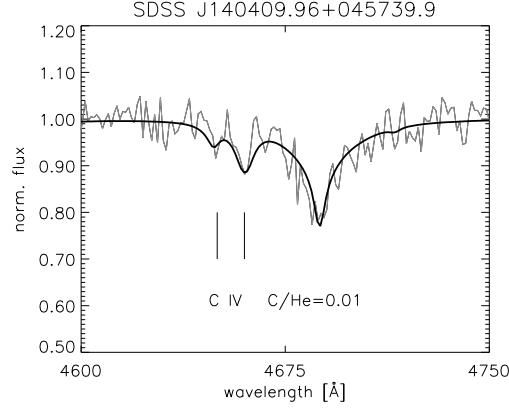


Figure 3. Detected C IV lines in the DO white dwarf SDSS J140409.96+045739.9. The dark line represents the model spectrum.

3. Resulting Atmospheric Parameters for DO White Dwarfs and PG1159 Stars

From the analyses of the stellar spectra we find the resulting atmospheric parameters that are shown in the following plots and tables.

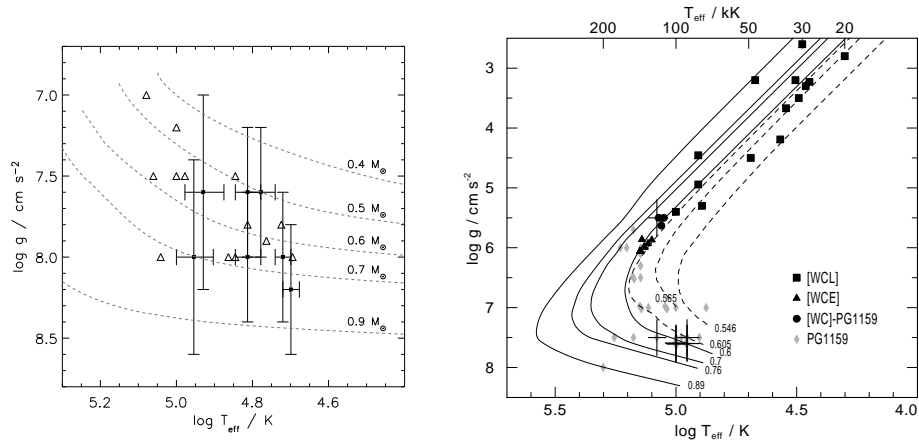


Figure 4. Positions of DO white dwarfs compared with evolutionary tracks from Wood (1995) and those of the PG1159 stars with tracks from Blöcker (1995), Schönberner (1983) and Wood & Faulkner (1986). The triangles in the left plot represent the 14 known DOs (see Dreizler & Werner 1996).

Table 1. Atmospheric parameters of DOs and PG 1159 stars.

DO white dwarf	T_{eff} [K]	$\log g$ [cgs]	M [M_{\odot}]
SDSS J091433.61+581238.1	90 000	8.0	0.70
SDSS J154752.33+423210.9	85 000	7.6	0.56
SDSS J140409.96+045739.9	65 000	8.0	0.67
SDSS J155356.81+433228.6	65 000	7.6	0.51
SDSS J131724.75+000237.4	60 000	7.6	0.50
SDSS J034101.39+005353.0	52 500	8.0	0.65
SDSS J034227.62−072213.2	50 000	8.2	0.75
PG1159 star	T_{eff} [K]	$\log g$ [cgs]	C/He [numb. frac.]
SDSS J001651.42−011329.3	120 000	5.5	0.20
SDSS J102327.41+535258.7	120 000	7.0	0.30
SDSS J144734.12+572053.1	100 000	7.6	0.05
SDSS J075540.94+400918.0	100 000	7.6	0.03
SDSS J134341.88+670154.5	90 000	7.6	0.05
SDSS J110215.46+024034.2	55 000	6.4	0.01

Apparently there are two types of the PG1159 stars: extremely C-rich ones ($\text{C/He} \approx 0.3$) and less C-rich ones ($\text{C/He} \approx 0.03$). The PG1159 star SDSS J001651.42−011329.3 is in an unusual position among progenitor objects ([WC]-PG1159 stars).

Acknowledgments. S. D. Hügelmeier would like to thank the organizers of the workshop for financial support. Thanks to T. Stahn and J. Steiper for helping to calculate DO model atmospheres.

References

- Blöcker, T. 1995, *A&A*, 299, 755
Dreizler, S. & Werner, K. 1996, *A&A*, 314, 217
Krzesiński, J., Nitta, A., Kleinman, S. J., et al. 2004, *A&A*, 417, 1093
Schönberner, D. 1983, *ApJ*, 272, 708
Werner, K., Rauch, T., Napiwotzki, R., et al. 2004, *A&A*, 424, 657
Wood, M. A. 1995, in *Lecture Notes in Physics Vol. 443: Theoretical White Dwarf Luminosity Functions: DA Models*, ed. D. Koester & K. Werner, 41
Wood, P. R. & Faulkner, D. J. 1986, *ApJ*, 307, 659