

# The Decay of Accreting Triple Systems as Brown Dwarf Formation Scenario

Stefan Umbreit

*Max-Planck-Institut für Astronomie, Königstuhl 17, D-69117 Heidelberg, Germany*

umbreit@mpia.de

Andreas Burkert

*Universitäts-Sternwarte München, Scheinerstrasse 1, D-81679 München, Germany*

burkert@usm.uni-muenchen.de

Thomas Henning

*Max-Planck-Institut für Astronomie, Königstuhl 17, D-69117 Heidelberg, Germany*

henning@mpia.de

Seppo Mikkola

*Tuorla Observatory, University of Turku, 21500 Piikkiö, Finland*

seppo.mikkola@astro.utu.fi

and

Rainer Spurzem

*Astronomisches Rechen-Institut Heidelberg, Mönchhofstraße 12-14, D-69120 Heidelberg, Germany*

spurzem@ari.uni-heidelberg.de

## ABSTRACT

We investigate the dynamical decay of non-hierarchical accreting triple systems and its implications on the ejection model as Brown Dwarf formation scenario. A modified chain-regularization scheme is used to integrate the equations of motion, that also allows for mass changes over time as well as for momentum transfer from the accreted gas mass onto the bodies. We integrate an ensemble of triple systems within a certain volume with different accretion rates, assuming several prescriptions

of how momentum is transferred onto the bodies. We follow their evolution until the systems have decayed. We analyze the end states and decay times of these systems and determine the fraction of Brown Dwarfs formed, their escape speeds as well as the semi-major axis distribution of the formed Brown Dwarf binaries. We find that the formation probability of Brown Dwarfs depends strongly on the assumed momentum transfer which is related to the motion of the gas. Due to ongoing accretion and consequent shrinkage of the systems, the median escape velocity is increased by a factor of 2 and the binary separations are decreased by a factor of 5 compared with non-accreting systems. Furthermore, the obtained semi-major axis distribution drops off sharply to either side of the median, which is also supported by observations. We conclude that accretion and momentum transfer of accreted gas during the dynamical decay of triple systems is able to produce the observed distribution of close binary Brown Dwarfs, making the ejection model a viable option as Brown Dwarf formation scenario.

*Subject headings:* binaries: close — methods: N-body simulations — stars: formation — stars: low-mass, brown dwarfs — stellar dynamics

## 1. Introduction

In the past few years many Brown Dwarfs have been detected (e.g. Basri 2000). Brown Dwarfs, known as 'failed stars' which have not enough mass to start hydrogen burning as in normal stars, were found at many different star-formation sites like Taurus (Briceño et al. 2002), Orion (e.g. Muench et al. 2002; Béjar, Zapatero Osorio, & Rebolo 1999), Ophiuchus (e.g. Allen et al. 2002) and the Chamealeon cloud (e.g. López Martí et al. 2004; Comerón, Neuhäuser, & Kaas 2000), as cluster members (Moraux, Bouvier, & Cuillandre 2002; Bouvier et al. 1998; Martín et al. 1998) and as free-floating objects (Kirkpatrick et al. 1999, 2000). Based on the frequency of detection it is widely believed that they should be as common as low-mass stars. In addition to their similar abundance many of them also show accretion features like ordinary TT stars and it was even possible to detect circumstellar disks around them (Jayawardhana et al. 2003; Pascucci et al. 2003; Klein et al. 2003; Apai et al. 2002; Natta & Testi 2001). Also some of them are known to form binary and higher order systems (Bouy et al. 2003).

Based on these results it is tempting to claim that Brown Dwarfs may have been formed like ordinary TT stars, especially since their accretion features, i.e. mainly H $\alpha$  emission, vanish after about the same time as it is the case with TT stars (see e.g. Liu, Najita, & Tokunaga (2003)). Indeed most of these observed properties of Brown Dwarfs can be understood this way. The only feature that lacks a clear understanding are the properties of Brown Dwarf binaries. Kroupa et al. (2003) argue that if Brown Dwarfs are formed like low-mass stars they should have the same pairing

statistics and binary properties, scaled down to the substellar regime. On the contrary, from recent surveys of Close et al. (2003), Gizis et al. (2003), Bouy et al. (2003) and Martín et al. (2003), as well as from cluster simulations of Kroupa et al. (2003) it has been found that the observed properties of Brown Dwarf binaries cannot be obtained by extending the simple pairing rules of the standard star-formation model into the substellar regime (Kroupa et al. 2003). Therefore Kroupa et al. (2003) come to the conclusion that Brown Dwarfs may not be formed with the same scaled down properties as stars and further infer that, in order to form Brown Dwarfs, their accretion phase must be interrupted by other (external) processes. Which process this actually can be is currently under vivid debate. It has been suggested that the strong, ionizing UV radiation of hot O and B stars might be responsible for the increased number of Brown Dwarfs in Orion (Kroupa & Bouvier 2003). For low-mass star forming regions harboring Brown Dwarfs, like the Chamaeleon cloud, there must be a different process at work because of the generally low abundance of higher mass stars and because it is expected that photo evaporation is only efficient in the vicinity of massive stars (Kroupa & Bouvier 2003). It has been suggested, by many different authors, that substellar objects can be formed by fragmentation of massive circumstellar disks (Lin et al. 1998; Boss 2001; Boffin et al. 1998; Watkins et al. 1998a,b; Pickett et al. 2000). Such a process is also seen in simulations of collapsing molecular clouds (Bate, Bonnell, & Bromm 2002a; Lang 2003). It is currently the most favorable one to explain the increased number of low-mass Brown Dwarfs with a mass at around  $0.02M_{\odot}$  (Bate et al. 2002a; Lang 2003) as reported by Lada & Lada (2003).

Reipurth & Clarke (2001) suggested that the ejection of fragments from unstable multiple systems out of their surrounding molecular cloud may lead to an early end of the accretion process of the fragments and, consequently, leave some of them substellar. This formation scenario is constantly challenged by observational studies (Briceño et al. 2002; Natta & Testi 2001, and more). They argue that because accretion features are observed around objects with an age of up to 10 Myr, which is about the lifetime of disks around T Tauri stars, close collisions, required for the ejection of fragments, cannot have happened as they tend to truncate the disks, severely limiting their lifetime, which in turn should make the frequency of detection much lower than actually observed. On the other hand the amount of material that is stripped off the disk is also sensitive to the eccentricity of the perturber orbit. For instance strongly hyperbolic encounters are known to be much less destructive than parabolic ones which are assumed to be the most likely encounter orbit in larger clusters (Ostriker (1994) and Larson (1990)). For accreting small-N clusters the encounter parameters are not well known and certainly need to be studied in greater detail. Based on these uncertainties and the fact that not all young Brown Dwarfs possess disks, we believe that the ejection scenario cannot be ruled out completely but needs more accurate modeling in order to provide better predictions.

The aim of our study is to explore under which conditions Brown Dwarfs form in triple systems and derive statistics of escaping Brown Dwarfs and binaries. For this we further investigate

the ejection scenario by means of N-body calculations where the bodies are gaining mass according to a given accretion rate. Proceeding this way, we do not address the problem of disks around Brown Dwarfs. In section 2 we briefly highlight some interesting theoretical studies that have been recently done regarding decaying multiples and their relation to Brown Dwarf formation as well as other Brown Dwarf formation scenarios. In section 3 we show what we can expect from the results of the evolution of accreting multiple systems, in section 4 we explain the initial setup as well as the methodology of our simulations, in section 5 we present and discuss our results and, finally, in section 6 we draw conclusions about the ejection scenario as a viable Brown Dwarf formation scenario.

## 2. Previous Numerical Studies on Brown Dwarf Formation

Bate et al. (2002a) were the first who could follow the fragmentation of a massive cloud, subject to a turbulent velocity field, down to substellar masses and therefore were able to draw conclusions about how Brown Dwarfs form. They find that their Brown Dwarfs formed mainly through instabilities in massive circumstellar disks and, to a lower amount, as ejected embryos from unstable small-N clusters, confirming these Brown Dwarf formation channels. Lang (2003) carried out a similar study but instead of focusing on an entire turbulent molecular cloud he studied many realizations of a collapsing cloud core and its fragmentation. In both studies the number of Brown Dwarfs did not exceed 100 and there were only a few Brown Dwarf binaries. Their low frequency of less than 10% is in contradiction with the observed one of  $\approx 20\%$  by Close et al. (2003) and Bouy et al. (2003). The reason for this is not very clear yet. Bate, Bonnell, & Bromm (2003) argue that the disruption of wider Brown Dwarf binaries due to the closeness of the encounters in their simulation ( $< 20\text{AU}$ ) and exchange interactions with stars, which replace the lower-mass substellar members with more massive stellar objects, reduce significantly the number of Brown Dwarf binaries. However, we cannot exclude the possibility that the softening of the gravitational potential of the fragments, which is of the order of  $10\text{AU}$  in their simulation, limits the formation of close Brown Dwarf binaries with semi-major axis  $\leq 10\text{AU}$ , due to the lower absolute value of the potential energy at those radii compared to the non-softened potential, which should result in wider binary pairs. The greater semi-major axis of those binaries also reduces the probability that they survive subsequent gravitational interactions with the cluster. Given the low absolute numbers of Brown Dwarf binaries in these simulations it is impossible to obtain any firm statistical result about Brown Dwarf binaries and to compare them to the observations.

Kroupa & Bouvier (2003) discuss various scenarios of Brown Dwarf formation. They try to explain the different abundances of Brown Dwarfs seen by Briceño et al. (2002) in the Taurus region and the known one in the Orion nebula cluster (Muench et al. 2002; Luhman et al. 2000)

by estimating the kinematics of Brown Dwarfs resulting from the different formation models. They find that the ejection scenario is able to reproduce the number of Brown Dwarfs per star consistently if one assumes that in both clusters the same number of Brown Dwarfs are produced per star and the velocity dispersion of the ejection process is about  $2 \text{ km}\cdot\text{s}^{-1}$ . These results have the disadvantage that they are in disagreement with the estimated Brown Dwarf abundance in the galactic field, if this abundance is not overestimated (Kroupa & Bouvier 2003). If one, on the other hand, drops the assumption that the Brown Dwarf production rate is independent of the environment and assumes a velocity dispersion of  $3 \text{ km}\cdot\text{s}^{-1}$  of the ejected Brown Dwarfs, they find that low-mass tranquil star-forming regions are more efficient in producing Brown Dwarfs than the ones like the Orion nebula cluster (ONC). This is also true even if one adds the Brown Dwarfs formed by photo-evaporation in the ONC.

The question whether the ejection scenario is able to reproduce the high abundance as well as the binary properties of Brown Dwarfs has been addressed by various authors. Sterzik & Durisen (2003) calculate pairing and binary statistics by integrating many small-N clusters neglecting hydrodynamical interaction by the remaining gas as well as any ongoing accretion. They constrain their initial conditions by a modified clump mass spectrum of Motte, Andre, & Neri (1998), which determines the total masses of the clusters, and a composite single star mass spectrum (SMS) which comprises a recently observed one for Brown Dwarfs (Béjar et al. 2001; Chabrier 2002) as well as one for hydrogen-burning stars (Kroupa, Tout, & Gilmore 1993). They find broad agreement between their results and observations of Brown Dwarf binaries, concluding that, once Brown Dwarfs have formed in sufficient numbers as to fit the observed Brown-Dwarf-IMF of the galactic field, the subsequent decay of the emerging multiple systems with the given constraints can explain their binary properties. They also point out that, because they scale their results by fixing the virial speed for all systems choosing  $v_{\text{vir}} = 3.3 \text{ km}\cdot\text{s}^{-1}$ , their Brown Dwarf systems are already in a very compact configuration close to the final binary separations. Indeed for a triple Brown Dwarf system, all having masses of  $0.08M_{\odot}$  one gets a very small Hénon radius  $R_H$ , which is a measure of the mean interparticle distance, with a value of  $R_H \approx 10 \text{ AU}$ . Of course in initially higher order systems the interparticle distances can be larger, but even for a system of 6 Brown Dwarfs  $R_H$  is still as small as 20 AU. This scaling is motivated by the observed mass versus size relation of molecular cloud cores that imply that the specific energy and hence the virial speed is a constant and of about the previously mentioned value. Sterzik & Durisen (2003) simply assume the same relation between the size of the emerging cluster and its total mass. The findings of Sterzik & Durisen (2003) therefore imply that from a purely dynamical point of view Brown Dwarfs must have formed in extremely compact configurations in order to explain the observed Brown Dwarf binary separations of, e.g. Close et al. (2003). It still has to be shown that fragments, which will eventually become Brown Dwarfs, are initially mostly formed within such small volumes. Simulations of Boss (2001) seem to support this view. Bate, Bonnell, & Bromm (2002b) argue in contrary

that at the time the isothermal collapse of a fragment ends and the gas starts to heat up and finally halts the collapse, the radii of these fragments should be at least 5 AU and their separations consequently  $\gtrsim 10$  AU. They also find in their numerical simulation no binary fragments forming with a lower initial separation. Also Bate et al. (2002a) reported that their ejected Brown Dwarfs were still undergoing significant accretion before the time of ejection, therefore contradicting the notion of Brown Dwarfs being “frozen” out of the gas with their final masses. Furthermore this makes it possible that fragments start out further apart with lower masses and much lower virial speed, and, due to their growing masses, finally reach the required compactness to produce tight binaries. Given these difficulties and the ease at which close binaries are formed if one includes mass growth during the dynamical interactions of the fragments, accretion seems to us the major ingredient to form close Brown Dwarf binaries.

Delgado-Donate, Clarke, & Bate (2003) focus on accreting multiple system by placing 5 accreting seeds inside a molecular cloud core following their evolution in response to the gravitational potential of the gas as well as the mutual gravitational interaction between the seeds. They find that Brown Dwarfs, once an appropriate mass function for the parent cloud cores is chosen, are readily formed if dynamical interactions with an unstable multiple system are drawn into account. Even though they came to better statistical results on this formation scenario by integrating 100 realizations of a multiple system in a cloud, they got only a few Brown Dwarf binaries. They conclude that if the binary fraction among Brown Dwarfs turns out to be low, it can easily be explained by these simulations. On the other hand if the binary fraction turns out to be high, they infer that the core mass function must extend down into the substellar regime (the core mass function of Motte et al. (1998) they were using has a lower cut off of  $0.25M_{\odot}$ ). Because of their low Brown Dwarf binary statistics they cannot draw any further conclusions on the properties of Brown Dwarf binaries.

Given the computational expense of a full hydrodynamical simulation and the necessity to include mass growth of the fragments it is certainly appropriate to treat the gas accretion and interaction in an approximate fashion by assuming a certain accretion rate and specifying *ad hoc* the momentum the accreted mass adds to the stellar embryos. This approach was shown to be a good approximation in Bonnell et al. (1997) if one assumes that the gas is at rest and the bodies are not moving with significantly supersonic velocities. This modelling of dynamical interaction of the fragments allows for a better statistical description of the resulting Brown Dwarf properties, including binaries, because of the increased number of systems that can be integrated within a reasonable amount of time. It also quantifies the influence which accretion has on the dynamical evolution of multiple systems.

### 3. Analytical Predictions

Our analytical model calculations are mainly based on the toy model of Reipurth & Clarke (2001) that we want to discuss here briefly. These calculations are mainly estimates of timescales of the physical processes involved.

At first it is assumed that a flattened cloud is collapsing and the central region accretes mass at a constant rate of  $\dot{M}_{infall} \sim 6 \times 10^{-6} (T/10\text{K})^{\frac{3}{2}} \text{M}_{\odot} \text{yr}^{-1}$ . This value was obtained by numerical simulations of Hartmann, Calvet, & Boss (1996) who found a period of nearly constant mass accretion onto the central region that lasted about 1 free-fall time which corresponds to  $\approx 10^5 \text{yr}$  in this case. For the following discussion we will consider all physical processes on this time scale. The central part of the cloud is assumed to fragment into 3 fragments and the infalling mass is equally distributed amongst them. The choice of 3 fragments is motivated by the fact that a triple system is the smallest possible cluster with the ability to decay into smaller-N systems, and therefore was chosen as starting point for their investigation.

Only a few triple systems are known to be stable, while all the other decay after some time, ejecting a single body and a binary system into opposite directions. In order to estimate how many systems have decayed before their masses grow beyond the substellar limit, which is set here for simplicity to  $0.08 \text{M}_{\odot}$ , one can use that such a decay can be described like radioactive decay, i.e. the fraction of systems that have not yet decayed at a time  $t$  is a single exponential function characterized by the half-life time of the decay (Anosova 1986). The half-life of such a decay is directly proportional to the crossing time, which is the typical time scale of the evolution of a multiple system. It is a function of the masses of the fragments as well as the total energy of the system, which by themselves are time dependent quantities. For the total energy Reipurth & Clarke (2001) use a simplified expression, assuming  $R$ , the mean harmonic distance, to be constant at 200AU. In this model it is further assumed, that the masses of the fragments grow linearly with time. The resulting decay function is shown in Reipurth & Clarke (2001, Fig.1). In this figure it is also accounted for that, at the beginning of the formation of the fragments, their interaction potential is, due to their small masses, still low compared to the potential of the surrounding gas. Therefore the fragments do not interact significantly until a time  $T_i$  which, in absence of any detailed hydrodynamical calculations, cannot be reliably determined and was therefore set to a time when  $M = 0.04 \text{M}_{\odot}$ . This value is quite "pessimistic", as it significantly reduces the time interval within which the fragments have to decay before they reach the hydrogen burning limit. In this calculation a third of the systems have decayed before they reached that mass limit and consequently became Brown Dwarfs. At this point we find it is worth pointing out that lower accretion rates result in a higher abundance of Brown Dwarfs, although the decay of the triple systems happens a lot later.

This result shows, according to Reipurth & Clarke (2001), that the ejection scenario is able to

produce many Brown Dwarfs even under quite "pessimistic" assumptions and should be therefore very efficient in more realistic situations. For example, they note, that the accretion process is stopped earlier if the infalling gas is not equally distributed among the bodies. A mass difference between them tends to drive out the lower-mass member by mass segregation, whereby this body accretes even less material because of the lower gas densities in the outer regions of the cloud. This process drives it even further out by mass segregation and so forth. This scenario has been named 'competitive accretion' and was investigated by Bonnell et al. (2001).

Here we want to show, however, that the moderate probability of forming Brown Dwarfs from unstable, equally accreting triple systems is a dramatic understatement of how efficient this particular model is. The key point that has been left out in the previous calculation is the fact that while the fragments are growing in mass the whole multiple system shrinks in size, making  $R$  a function of time. To account for this effect we calculate the change of energy, making assumptions about the motion of the accreted gas.

As a first approximation, we consider accretion of gas at rest. The resulting equations of motion of the bodies differ, compared to the equations of motion with constant masses, by the term  $\dot{M} \cdot \mathbf{v}$  which can also be interpreted as an additional velocity dependent friction force. In the cluster simulations of Bonnell et al. (1997) this approximation was shown to reflect the evolution of the total energy of a cluster over time of their fully hydrodynamical calculation sufficiently well as long as the bodies do not move significantly supersonic. However, as we expect our fragments to move with a speed of the order of 1 km/s, which is about 4 times higher than the typical sound speed of a cold molecular cloud core, this approximation still underestimates the compactness of the systems, as additional drag forces, caused by the supersonic motion of the bodies, are not taken into account.

For the total energy of a triple system accreting gas at rest we get

$$E(t) = E_0 \cdot \left( \frac{\dot{M}}{M_0} t + 1 \right)^5. \quad (1)$$

with  $E_0$  and  $M_0$  being the initial value of the total energy and mass of a fragment, respectively (see Appendix A for a detailed derivation). As is easily seen the energy depends strongly on the accretion rate  $\dot{M}$  and decreases, due to  $E_0 < 0$ , with the 5<sup>th</sup> power of  $t$ , making the system shrink extremely quickly. This expression also shows that the typical time scale at which the systems shrink goes with  $\sim (\dot{M}/M_0)^5$ , i.e. with the accretion time scale to the power of 5 for accretion of gas at rest.

If we compare this with the toy model of Reipurth & Clarke (2001) where the energy equation reads

$$E(t) = -3G \frac{(\dot{M} \cdot t + M_0)^2}{R} \quad (2)$$



with constant  $R$ , it can be clearly seen that we get a less steep dependence on  $t$  and  $\dot{M}$  if only the mass growth but not the time dependence of  $R$  is considered, underestimating the compactness of accreting multiple systems, which in turn makes the decay times too long.

We also want to see how the energy decreases if the gas is not at rest. For simplicity we assume that the accreted mass is moving at the same speed and direction as the bodies, thus leaving the velocities of them unchanged. The equations of motion remain unchanged and the energy equation reads

$$E(t) = E_0 \cdot \left( \frac{\dot{M}}{M_0} \cdot t + 1 \right)^3 \quad (3)$$

which differs from the solution with accretion of gas at rest only in the value of the exponent. Now the energy depends less strongly on the accretion rate and  $t$  as the typical time scale at which the system shrinks goes only with the 3<sup>rd</sup> power of the accretion time scale. We should therefore expect, on average, longer decay times than we would get in the case of accretion of gas at rest, which are, however, still shorter as in the toy model of Reipurth & Clarke (2001). For illustration, we can also assume that the gas has always the same velocity but the opposite direction as the fragments. This would lead to a value of the exponent of 7, resulting in an even stronger decrease of the total energy and therefore to even shorter decay times as in the 'accretion-of-gas-at-rest' model.

Fig. 1 illustrates the dependence of the total energy over time for the different accretion models as well as the  $R = const.$ -approximation, using the parameters of the Toy-Model in Reipurth & Clarke (2001). Here it can be clearly seen that in the  $R = const.$ -approximation the total energy differs by almost one order of magnitude from our results, regarding accretion of gas at rest.

To show the validity of our calculations, we also integrate the equations of motion for a triple system accreting gas at rest numerically as will be described in section 4 and plot the total energy of that system over time (dotted curve in Fig. 1). As it can be clearly seen, our numerical result matches the predicted energy curve very well apart from small deviations. These deviations, however, are not numerical artifacts but caused by the assumption of virial equilibrium in our analytical derivation, which is only strictly valid for a few special cases of gravitationally interacting systems. The oscillations of our numerical solution around the equilibrium one are compatible with the oscillations of the virial coefficient  $k$ , defined as  $k = E_{kin}/|E_{pot}|$ , around its equilibrium value of 1/2 in the study of Anosova et al. (1989) of gravitationally interacting, non-accreting triple systems.

Since we found that both our analytically and numerically obtained  $E(t)$  agree very well, we now want to use the analytical solution to obtain the formation probability of Brown Dwarfs repeating the steps done by Reipurth & Clarke (2001), but using the half life time of the decay for triple systems of  $\tau = 87t_{cr}$  as obtained from our calculations. The result is shown in Fig. 2. As it was to be expected from the energy curves of the previous section, the  $R = const.$ -approximation underestimates significantly the number of Brown Dwarfs. The approximation of 'gas in motion'

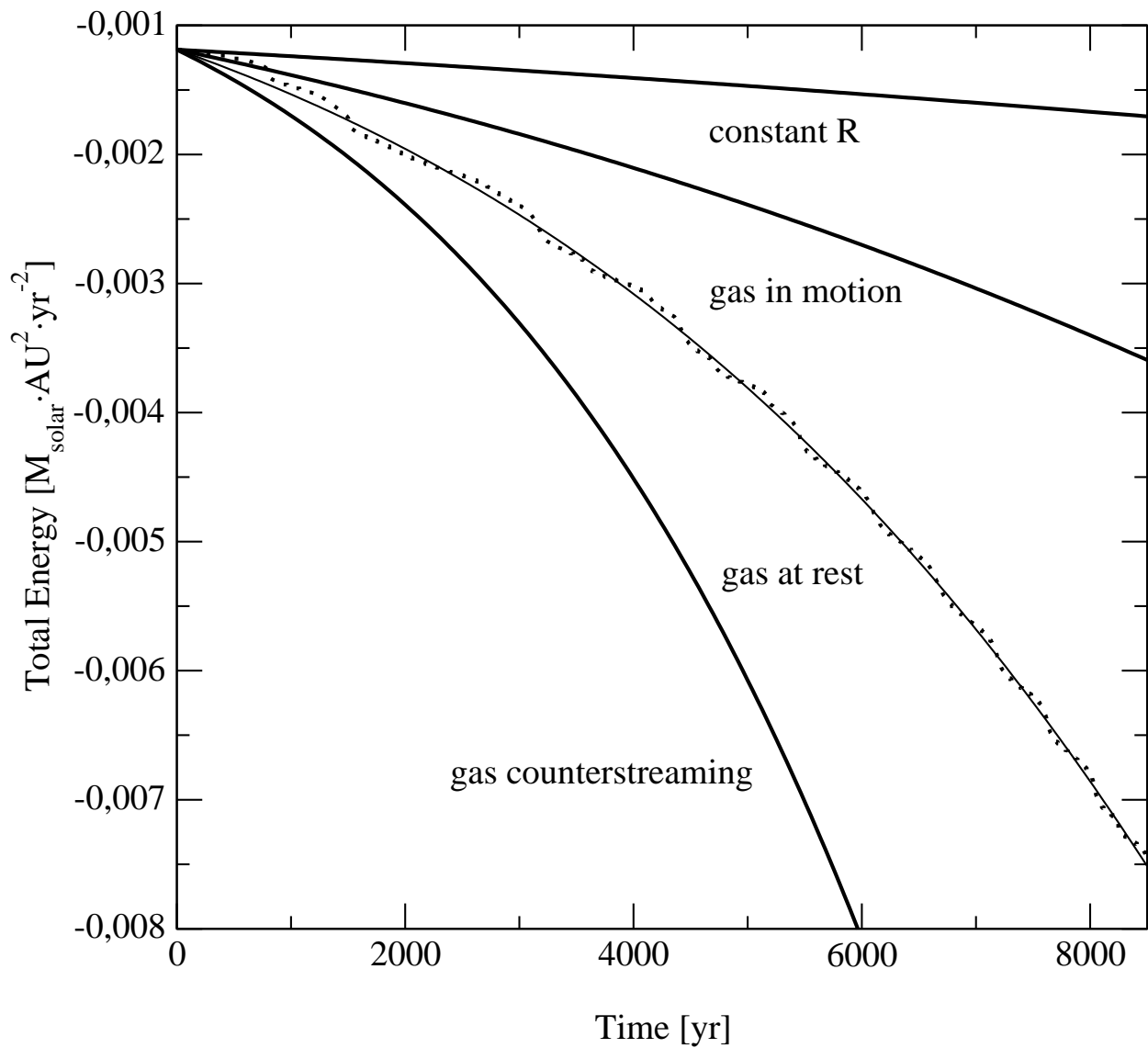


Fig. 1.— Comparison of the numerical solution (dotted line) of an accreting triple system accreting gas at rest with the analytic solution. In addition the analytical solution for accretion of gas in motion and of counter-streaming gas, as well as the solution using the approximation  $R = \text{const.}$  (Reipurth & Clarke 2001) are shown. It can be clearly seen that the latter approximation underestimates the absolute value of the total energy by an order of magnitude.

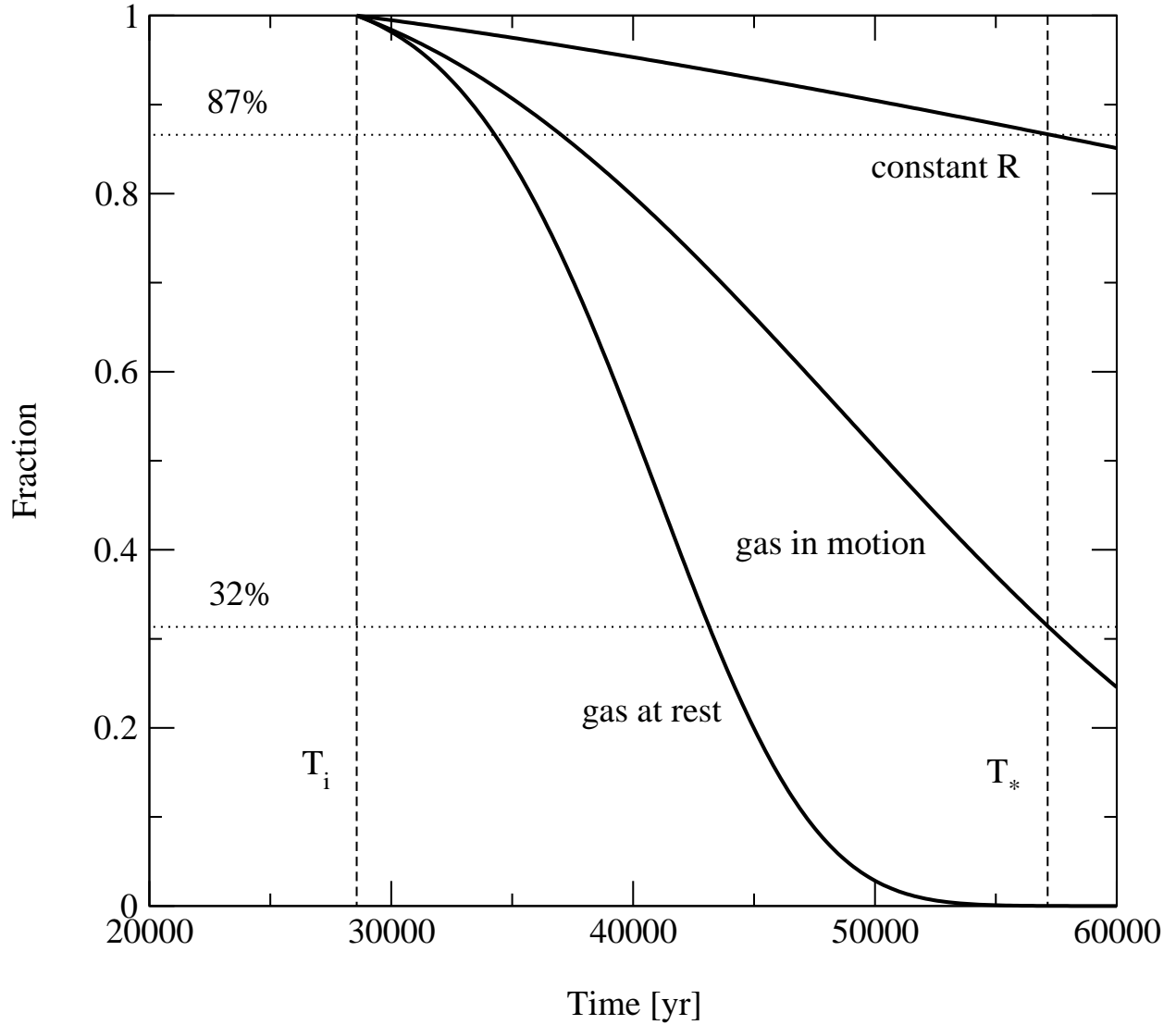


Fig. 2.— The probability that an equal mass triple system has not yet decayed after a time  $t$  for the different models.  $T_*$  is the time when the fragments reach the Brown Dwarf limit of  $M = 0.08M_\odot$  and  $T_i$  is the time the fragments effectively start to interact with each other, which was chosen to be the time when they reach  $0.04M_\odot$ .

leads to a six times higher number of Brown Dwarfs and with the ‘gas at rest’-approximation almost all ejected fragments should be Brown Dwarfs. For our numerical investigation that follows, however, we do not expect that all ejected fragments have a mass lower than  $0.08M_{\odot}$ . We find that there is a significant number of meta-stable and stable systems with extremely long decay times, challenging the assumption that the number of systems that have not yet decayed is a simple exponential function over time (Binney & Tremaine 1987). Furthermore, the determination of the half life of the decay is not unique, because counting the number of systems that have not yet decayed after any other time as  $100t_{cr}$  gives very diverse values of  $\tau$ , sometimes deviating by a factor of more than 2. Clearly the question of how to obtain statistically the number of decayed systems as a function of time needs to be investigated more thoroughly. For this reason the decay curves as shown in Fig. 2 are expected to deviate quite a bit from our numerical results, but we do not expect this deviation to be an order of magnitude.

## 4. Simulations

### 4.1. Initial Conditions

In order to investigate the ejection scenario numerically we integrate a large number (1000) of realizations of triple systems with an initial mass of  $0.04M_{\odot}$  and with constant mass growth  $\dot{M}$ . To cover all geometrically possible initial configurations we follow the approach of Anosova (1986, Fig. 1) where all three bodies are initially in the  $x - y$ -plane and two bodies are always placed at  $x = -0.5, y = 0$  and  $x = 0.5, y = 0$ . The position of the third body is randomly chosen within a region lying in the positive quadrant and embraced by a unit circle around the point  $x = -0.5, y = 0$ . This arrangement of the bodies has been proven to be a representative sample for statistical studies of unstable triple systems by Anosova & Orlov (1994). We then multiply the initial position vectors by 200 AU to give the desired maximum separation.

The initial velocities of the cluster members are usually derived from the kinematical properties of the surrounding molecular cloud core. Since the observed ratio of rotational to potential energy of molecular cloud cores,  $\beta$ , has been found to be low for most of the cloud cores, with a value of  $\beta = 0.02$  (Goodman et al. 1993), we do, for simplicity, neglect any possible initial uniform rotation of our clusters. This decreases the lifetime of our triple systems, but we do not expect this effect to be significant for our main results. We also neglect any random motion the fragments could have due to the thermal as well as the turbulent energy of the cloud. This approximation seems justified as the temperatures of molecular cloud cores are rather low and, because the turbulent velocities are thought to be subsonic at the time fragmentation starts, the turbulent velocities must be rather low as well. However, as we found from our simulations most of our triple systems

reached their virial equilibrium state very quickly, after about two collisions, although we started from a non-equilibrium state. Thus most of the observed collapse of the system is due to its dissipative energy change rather than virialization, which is why our results will not change significantly as a function of initial velocities of the fragments. So, for simplicity, all our fragments start with zero velocities getting the maximum value of  $v_{vir}$  for a given three body geometry.

Our choice of initial positions and velocities results in a range of total energies and consequently virial speeds with most of them having values between  $0.6$  and  $0.8 \text{ km} \cdot \text{s}^{-1}$ . In this range the distribution of  $v_{vir}$  is nearly flat. Thus our initial conditions are, apart from the absolute value, very similar to the ones favored by Sterzik & Durisen (1998) and used by Sterzik & Durisen (2003).

During the integration the fragments accrete mass at a given rate which we will vary to investigate the influence of  $\dot{M}$  on our results. For  $\dot{M}$  we choose 1, 2 and 5 times the value suggested by Reipurth & Clarke (2001) of  $\dot{M}_{RC} \approx 1.4 \cdot 10^{-6} M_{\odot} \cdot \text{yr}^{-1}$  per fragment for a cloud with a temperature of 10K. We further assume a certain radius around the origin outside of which the accretion of the fragments is stopped if the system has decayed. This radius serves as an 'effective' cloud radius, determining the region where the bodies accrete a significant amount of gas. Because we only stop the accretion of a single body if the triple system has decayed, we can investigate accreting equal mass systems and limit the influence of the rather artificial geometry of the accretion region. Otherwise the geometry of the accretion region would have strong effects on our results through unequal accretion, which would not be modelled reasonably in this case. In order to decide whether a system has decayed, we employ two simple escape criteria. First, we require that the escaper and the binary are unbound with respect to each other, i.e. the total energy of the binary, treated as one body, and the escaper is positive. Second, we require that the distance between the escaper and the center of mass of the binary is more than  $7 \cdot d_0$  with  $d_0$  being the initial mean harmonic distance. Hence our cloud radius has to be larger than  $7 \cdot 2/3 d_{0,max} \approx 462 \text{ AU}$  because as soon as the escaper reaches the end of the accretion region we have to decide whether the system has decayed and consequently whether we have to stop any further accretion or not. The value of the minimum cloud radius was obtained by taking into account that the escaper has twice the speed of the binary and both are moving in opposite directions. Our cloud radius was chosen to be  $R_{cl} = 600 \text{ AU}$  and for comparison we also performed some runs with higher  $R_{cl}$  but found, that our results do not vary significantly even if we increase this value by a factor of 2.

As outlined in section 3, we will investigate two cases of momentum transfer during mass growth, one with zero momentum transfer (gas is at rest) and one with a momentum that does not change the velocity of the bodies, corresponding to gas that is accreted while having the same direction and absolute value of the velocity as the bodies. The latter case is there to unambiguously see the effect when the bodies pick up momentum during accretion.

## 4.2. Integration Method

The integration of the equations of motion are performed with the CHAIN code of Mikkola & Aarseth (1993). This code gives sufficiently low errors in the total energy budget. This is a necessary requirement as the total energy directly relates to the ejection velocities, binary separations and decay times we want to investigate. In order to deal with accretion, the masses are updated after every CHAIN integration step. When the masses are increased, the center of mass and velocity as well as the momenta of the bodies are changed according to the accretion model and the relevant reinitializations are done. In our test calculations of constant-mass triple systems we observed a median relative error in energy of  $10^{-12}$ .

## 5. Results

### 5.1. Number of Brown Dwarfs

In Fig. 3 the fraction of systems, accreting gas at rest, that ejected a single member with a mass lower than a given mass  $m$  is shown. As indicative from the discussion in section 3 the number of Brown Dwarfs in our simulation is lower (84%) than the analytically obtained value (nearly 100%). Since we measured the mass of the ejected embryo at the cloud edge, the masses are generally higher than at the time of decay which was predicted in our analytical model. This difference, however, is only of the order of a few percent and can, therefore, not explain the gap between our numerical and analytical results. Furthermore, the influence of the accretion radius on the decay times of the systems turned out to be negligible. Nevertheless, the fraction of systems that produced Brown Dwarfs is almost three times higher than was assumed by Reipurth & Clarke (2001) and more than six times higher as in the  $R = \text{const.}$ -approximation for triple systems. Considering that in reality the accretion process is likely to be competitive, increasing the formation probability of Brown Dwarfs, as outlined in section 3, our numerical results seem to confirm that the ejection scenario can be very efficient even if one only considers three fragments. It must be mentioned that the “accretion-of-gas-at-rest approximation” is only valid if the fragments are moving at subsonic velocities (Bonnell et al. 1997). However, the average velocity of our bodies is of the order of a few  $\text{km}\cdot\text{s}^{-1}$ . Therefore we still underestimate the decrease in energy of the systems, as additional drag forces from the gas, caused by the bodies exciting wakes in their passage, are not taken into account.

We also show in Fig. 3 the number of Brown Dwarfs obtained at higher accretion rates. It can be seen that the number of Brown Dwarfs decreases with increasing  $\dot{M}$  and only if the accretion rate is 5 times the value suggested by Reipurth & Clarke (2001) one gets about the same number of Brown Dwarfs as they obtained. This once more demonstrates that the shrinkage of the system,

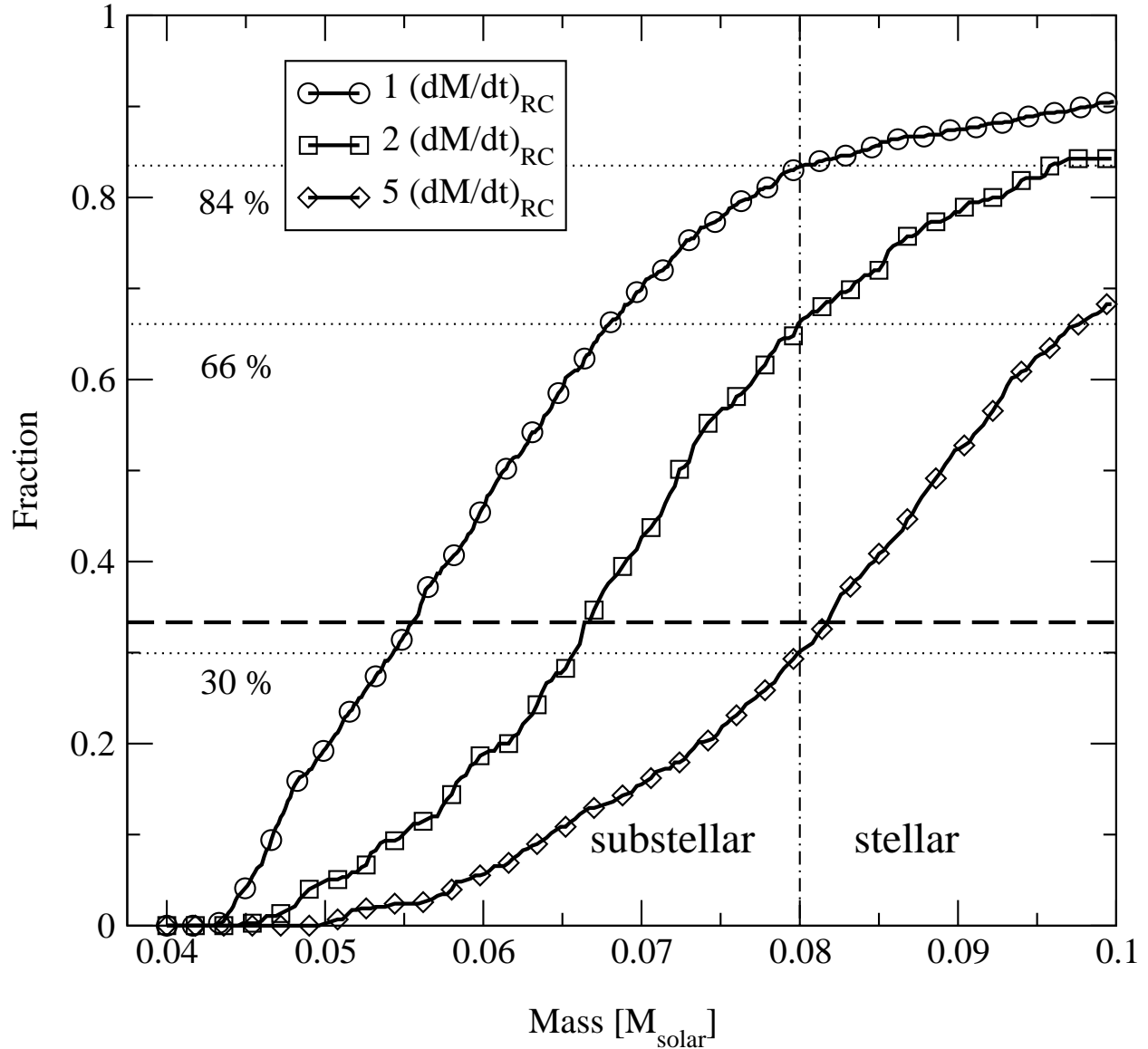


Fig. 3.— Fraction of systems that ejected a single member with a mass lower than a given mass  $m$ . Shown are the results for different accretion rates in multiples of  $1.4 \cdot 10^{-6} M_{\odot} \text{yr}^{-1}$  of gas at rest. The dashed line represents the estimate of Reipurth & Clarke (2001) of ejected embryos with a lower mass than  $0.08 M_{\odot}$ . It can be clearly seen that only if the accretion rate is 5 times the value suggested by Reipurth & Clarke (2001) the number of Brown Dwarfs match their estimate.

reflected by the time dependence of  $R$ , and the interaction with the gas decreases greatly the total energy of the triple system at a given  $\dot{M}$  and, therefore, increases the decay probability before the hydrogen-burning limit is reached. It also shows that the decay curve over the time  $t$  cannot be expressed by a single exponential because of the significant gap between our analytical and numerical results.

Fig. 4 shows the fraction of ejected fragments with a lower mass than a given mass  $m$ , accreting gas in 'extreme' motion. As in the case of accretion of gas at rest, the number of Brown Dwarfs in our simulations is lower than we expected from our analytical calculations. The difference, however, of about 9% is considerably smaller than the difference in the case of accretion of gas at rest, which was 18%. Increasing the accretion rate causes the number of Brown Dwarfs to decrease and in this case a little more than twice the suggested value of  $\dot{M}$  is necessary to obtain the same number of Brown Dwarfs as anticipated by Reipurth & Clarke (2001).

## 5.2. Decay Times

In Fig. 5 the cumulative distribution of the decay times of accreting triple systems is shown and compared to those of decaying systems of constant mass. As it was expected due to the decrease in total energy over time, the decay probability of accreting triples quickly exceeds the time for a constant mass of  $M = 0.04M_{\odot}$  and after some crossing times even those with  $M = 0.2M_{\odot}$  and  $M = 0.4M_{\odot}$ . The different slopes of the curves for the different accretion models reflect the different time dependence on the total energy. Due to the different time dependence, the decay probability of the triple systems accreting gas at rest is generally higher than that of the triple systems accreting gas in motion. It is worth pointing out that the maximum fragment mass reached in our experiments with accretion is still lower than  $0.4M_{\odot}$  for the accretion of gas at rest model and lower than  $0.2M_{\odot}$  in the case of accretion of gas in motion. This might look counterintuitive because, on average, lower-mass but accreting triple systems seem to decay earlier than heavier non-accreting systems. However this is a direct consequence of the time dependence of  $R$  explained in section 3.

## 5.3. Escape Velocities

Fig. 6 shows the distribution of escape velocities of ejected Brown Dwarfs which are higher than a certain velocity  $v$ . Compared to constant-mass systems, the escape velocities are considerably higher for triple systems accreting gas at rest with the median of the distribution being boosted up by a factor of two and more, depending on the accretion rate.



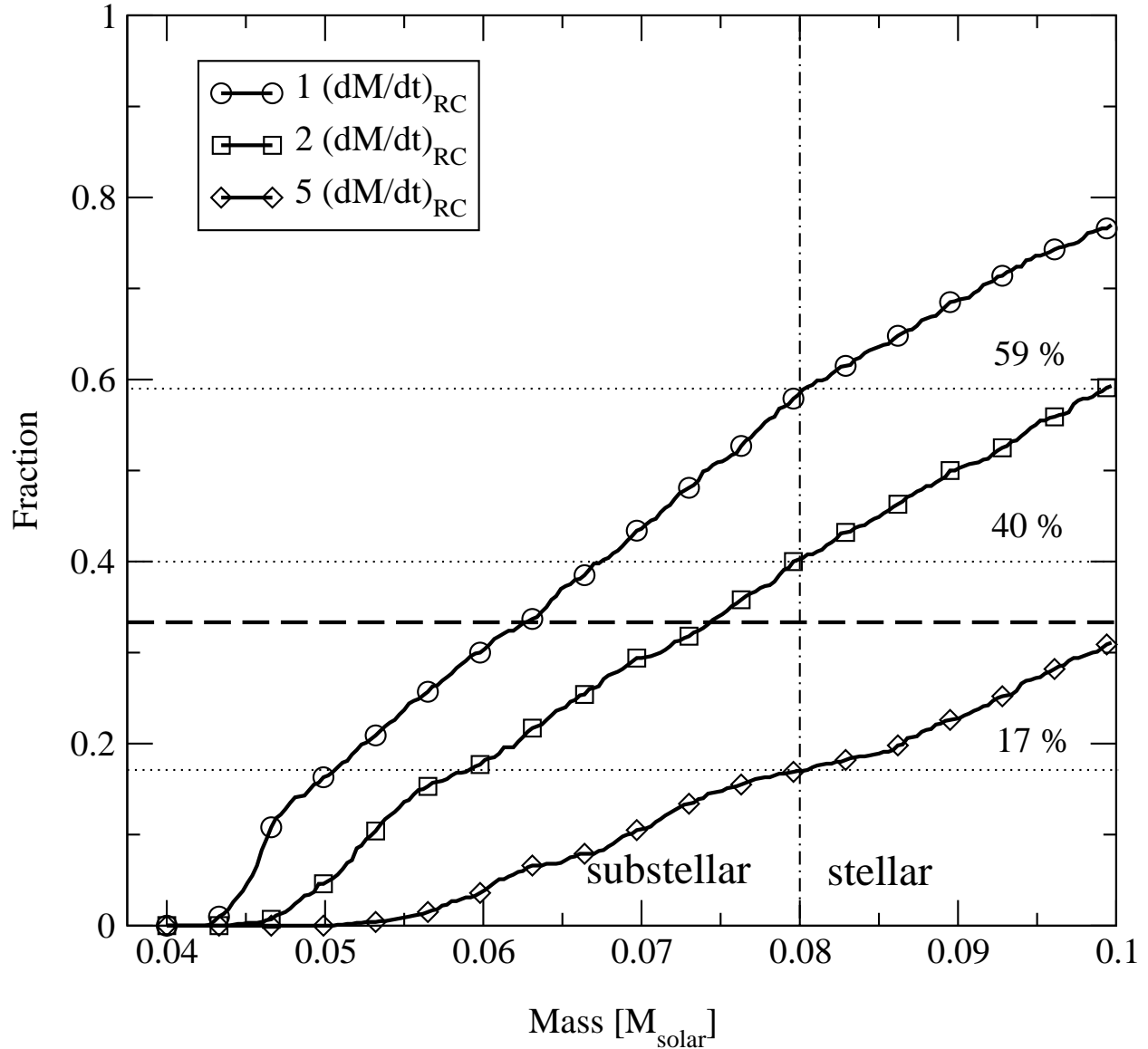


Fig. 4.— Fraction of systems that ejected a single member with a mass lower than a given mass  $m$ . Shown are the results for different rates of accretion of gas in 'extreme' motion in multiples of  $1.4 \cdot 10^{-6} M_{\odot} \text{yr}^{-1}$ . The dashed line represents the estimate of Reipurth & Clarke (2001) of ejected embryos with a lower mass than  $0.08 M_{\odot}$ . As in the case of accretion of gas at rest, the number of Brown Dwarfs in our simulation is significantly higher than they assumed.

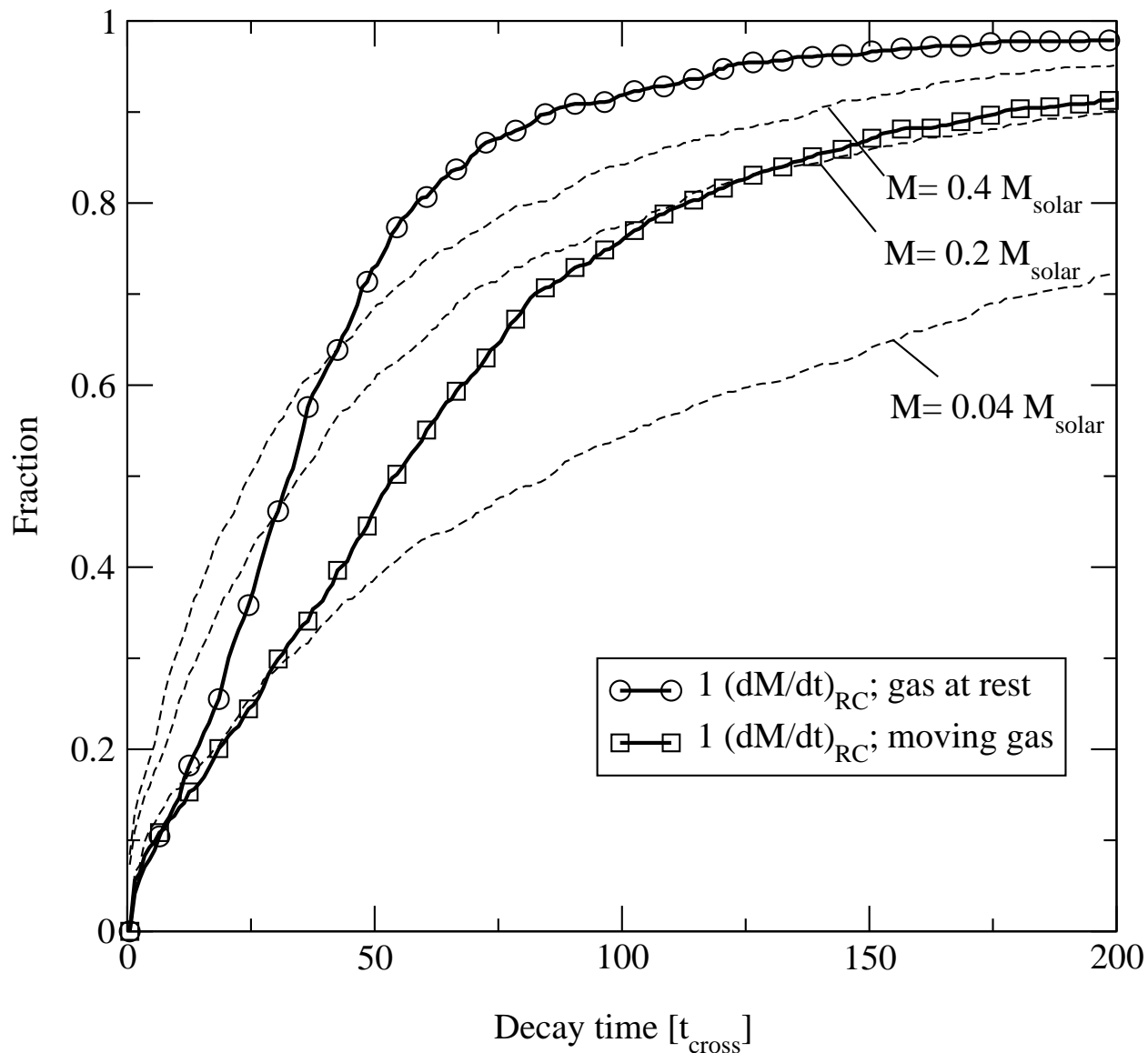


Fig. 5.— Fraction of systems that decayed before a time  $t$  in initial ( $M = M_0$ ) crossing times. The solid lines represent the results for triples accreting gas at rest (open circles) and for triples accreting gas in motion (open squares). For comparison the results of decaying triple systems with constant mass of  $M = 0.04, 0.2, 0.4 M_\odot$  are also shown (dashed lines).

In our simulations more than 28% of the escaping Brown Dwarfs have a larger velocity than  $2\text{km} \cdot \text{s}^{-1}$  as opposed to only 10% in the case of constant-mass systems of  $M = 0.08$ . One also finds that there is a tendency towards higher escape velocities with higher accretion rates with more massive Brown Dwarfs being formed at higher  $\dot{M}$ . Half of the Brown Dwarfs that formed at an accretion rate of  $5\dot{M}_{RC}$  obtain an escape velocity of more than  $2\text{km} \cdot \text{s}^{-1}$ .

For systems that accrete gas in 'extreme' motion, the escape velocities are only marginally higher than the velocities for systems of constant mass with  $M = 0.08M_{\odot}$ . The difference to the escape velocities from systems accreting gas at rest is a direct consequence of the, on average, lower absolute value of the total energy at decay time of the systems accreting gas in motion. In all cases the escape velocities of Brown Dwarfs are always higher if they have been ejected from accreting triples even if compared to the ones from the most massive equal-mass Brown Dwarf system with constant mass.

These results have a direct implication for the abundance of Brown Dwarfs in stellar systems as discussed by Kroupa & Bouvier (2003). As we find almost more than a third of the escapers having velocities exceeding  $2\text{km} \cdot \text{s}^{-1}$ , they should easily escape their stellar birth cluster if this cluster has a lower escape velocity than the Taurus cluster with  $v_{esc} = 1.4\text{km} \cdot \text{s}^{-1}$ . Therefore, it is observationally difficult to detect such free-floating Brown Dwarfs at an advanced age like that of Taurus. On the other hand, it must be emphasized that for accretion rates which are not too high the fraction of escapers with a lower escape velocity than  $1.4\text{km} \cdot \text{s}^{-1}$  is, with about 50%, very high and one should therefore also expect many Brown Dwarfs to be retained in similar clusters at a younger age. The observed abundance of Brown Dwarfs in a young cluster also depends critically on the evolution of the whole cluster which is until today only well understood for a few of the sufficiently young star-forming regions, like Taurus, the Pleiades and the ONC. This makes it hard to draw any conclusions about how Brown Dwarfs form from the observed abundance alone in other clusters, where there is only little information about the earlier cluster evolution.

#### 5.4. Binary Semi-Major Axis

The investigation of binary properties should give tighter constraints on the formation model as at least for close binaries it is not expected that they change their orbital parameters a lot due to possible interactions with other members of the surrounding stellar cluster. If the surrounding cluster is virialized, the encounter probability for sufficiently close encounters is only significant in regions with extreme stellar densities, like the inner 0.4 pc of the Trapezium cluster (compare to Clarke & Pringle 1991).

The advantage of our simulations is the ability to investigate a large number of Brown Dwarf

binaries, due to the neglect of competitive accretion. As in reality, however, competitive accretion will take place to some degree, we investigated this effect by performing test calculations of accreting triple systems, where the same infalling mass is unequally distributed. We found a clear trend towards lower abundances of Brown Dwarf binaries with higher differences in the accretion rates, while the semi-major axis distribution did not change significantly. From the latter result and the assumption that the two heaviest bodies always form the binary, the reason for the lower abundance is simply a result of the binaries having higher masses for a given total energy at the time of decay which results in lower escape velocities.

In all of our runs, we got a few hundred up to more than 800 binary Brown Dwarfs, depending on the accretion rate, which makes it possible to obtain statistically meaningful results. In Fig. 7 the distribution of the semi-major axis of our obtained Brown Dwarf binaries is shown for the different types of accretion as well as for  $M = 0.08 M_{\odot}$ -systems of constant mass. In this plot it is remarkable that the separations of the heaviest possible Brown Dwarf binaries resulting from the decay of systems with constant mass are on average a lot higher, with its median being larger by a factor of 5, than the binary separations resulting from accreting lower mass triples. It can be clearly seen that the semi-major axis distribution for accreting triple systems is narrower and the peak is at lower values compared to systems of constant mass. The difference is again caused by the time dependence of the total energy for the different types of accretion compared to the  $R = const.$  case. It is also responsible for reducing the median binary separation to 1/50th of its original value of  $R = 200$ . Also from this plot one can infer that the more the momentum of the bodies is reduced the narrower the semi-major axis distribution and the lower the peak position of the distribution will get. We also found that the peak of the semi-major axis distribution does not change much with the accretion rate, only the cut-off is lower for higher rates. This is simply a result of only considering Brown Dwarf systems, because the final total energy is  $\sim (M(t)/M_0)^n$ , with  $n$  depending on the accretion model, which means that the total energy depends on the final mass of the fragments and not directly on the accretion rate. Therefore choosing a maximum mass limit determines the available maximum energy that can be divided between the kinetic energy of the escaper and the energy of the binary. The lower cut-off of the distribution for higher accretion rates is mainly due to the fact that, at higher accretion rates, more massive Brown Dwarf binaries are formed, which causes the minimum total energy of the system to increase thus decreasing the maximum semi-major axis.

Surprisingly the semi-major axis distributions resulting from accreting triple systems, bear already some resemblance to the observed one by Bouy et al. (2003), as there is no Brown Dwarf binary with a wider separation than 20 AU and the observed peak is at about the same value as the observed value  $a_{peak} \approx 3 \text{ AU}$ . The observed sample, however, has the disadvantage that it is magnitude limited and therefore prone to biases.

To get an approximately unbiased sample it is better to choose the binary Brown Dwarfs over a finite volume within which both components can be fully resolved. For the sample of Bouy et al. (2003) this would include all binaries with a distance of less than 25 pc (Brandner, private communication). The semi-major axis distribution of these objects is shown in Fig. 8 together with our numerically obtained distribution for decaying triples, accreting gas at rest. There is a remarkable agreement between these two distributions as they both have the peak value at  $a \approx 3$  AU and approximately the same, rather steep, slope to both sides of it. That our distribution fits almost perfectly the one obtained from observations is certainly a coincidence given the arbitrariness of our initial conditions. However, what we can predict is that, according to our model, the distribution cannot be flat for a semi-major axis below the peak value, but must decrease. Due to the detection limit of the observations of Bouy et al. (2003) it is not clear whether the observed distribution will also decrease with decreasing  $a$  or not. This rather steep decline in our simulation is not a numerical artifact but rather seems to be a general property of binaries formed directly by decaying multiple systems without dissipative processes, such as tidal interactions between the fragments. These effects are known to form much harder, spectroscopic binaries resulting in a flatter semi-major axis distribution for small separations like it was observed for G-stars by Duquennoy & Mayor (1991). If observationally confirmed, the decrease of the semi-major axis distribution to lower separations would indicate that tidal interactions are less important for the formation of Brown Dwarf binaries.

The asymmetric shape of our semi-major axis distribution is similar to the one in Sterzik & Durisen (1998, Fig. 9b), which was obtained by integrating constant mass triple systems with initial masses constrained by an observed stellar IMF as well as a clump mass spectrum for the total cluster mass and scaling the results assuming a constant virial speed. The interesting point here is that our decaying accreting triple systems with equal initial masses seem to *result* in a very similar total energy distribution after they stopped accretion without applying any constraints. It should be mentioned that our semi-major axis distribution is not strongly influenced by the deviation of our initial virial velocities from the  $v_{vir} = const.$ -assumption of Sterzik & Durisen (2003). We found that even if we choose only triple systems which have their initial  $v_{vir}$  in any very narrow range within the flat part of our initial virial velocity distribution, the asymmetric shape of the semi-major axis distribution is recovered and, moreover, the obtained distributions hardly differ from the one shown in Fig. 8.

## 6. Conclusions

In this work we investigated the influence of accretion and gas interaction on the decay of gravitating triple systems and its implications on the viability of the ejection scenario as Brown Dwarf formation scenario. We have shown that accretion and consequent shrinkage of triple sys-

tems increases the velocities significantly compared to non-accreting systems. The high velocities of Brown Dwarfs should make it less likely to find them in star-forming clusters with a shallow potential well and a low escape velocity, but rather in an extended region around it, usually called the Brown Dwarf halo. This would, at a first glance, contradict the rather high abundance of Brown Dwarfs observed in Chamaeleon which have the same spatial distribution as the stellar population (López Martí et al. 2004), but one must also bear in mind that there is still a substantial fraction of Brown Dwarfs in our simulations having escape velocities which are rather low compared to typical escape velocities of low-mass star-forming clusters. These Brown Dwarfs should also share the same kinematics as the stars in the cluster, which would explain that the velocity dispersion of Brown Dwarfs in Chamaeleon is very similar to the one of the stars (Joergens & Guenther 2001). Given that the formation probability of Brown Dwarfs in the ejection scenario can be, in principle, rather high, the high abundance of them in Chamaeleon does not seem unreasonable as long as there is no reliable estimate of the combined potential of stars and the remaining gas. Since in this region there are only a few massive stars, gas removal should be less efficient, therefore increasing the influence of the gas potential. The abundance and spatial distribution of Brown Dwarfs within star-forming regions seems to depend on many parameters, which are observationally not easily accessible making it rather hard to argue convincingly for or against a Brown Dwarf formation model based on these criteria.

Tighter constraints on a Brown Dwarf formation model should be expected from Brown Dwarf binary properties. As already mentioned in section 1 the Brown Dwarf binary properties observed so far do not seem to be a natural extension of the binary properties obtained from the standard star-formation model of Kroupa & Bouvier (2003) for hydrogen-burning stars. In general the components seem to be very close and their semi-major axes are distributed in a rather narrow region below  $\approx 20$  AU. As our simulations show such features are readily obtained if accretion is taken into account during decay. The median of the binary semi-major axis distribution in the case with accretion turned out to be up to 50 times smaller compared to the initial inter-particle distances. This reduction in scale made it possible to start with much larger fragment separations of a few 100 AU in order to obtain the observed close Brown Dwarf binaries. This is also the typical length scale on which fragments are formed in collapse calculations of molecular cloud cores. To achieve the same Brown Dwarf binary properties without accretion the fragments must be brought initially in almost unreasonably close configurations as explained in section 2, because the typical binary separation is by a factor of up to 5 larger than in the case with accretion.

We were also able to represent the semi-major axis distribution of the volume limited sample of binary Brown Dwarfs of Bouy et al. (2003). A general feature of this distribution is a rather asymmetric shape which can also be obtained by decaying constant mass systems with masses constrained by observed clump and stellar mass spectra as well as assuming a constant virial speed (Sterzik & Durisen 1998, 2003). The important point to make here is that we were able to *produce*

such a semi-major axis distribution without any mass constraints other than our initial masses. Another feature of these distributions is a steep drop off to both sides of the median, which is not observed for G-type binaries (Duquennoy & Mayor 1991). This is mainly because we did not include such dissipative processes like tidal interaction between fragments as well as interactions between their disks, which tend to reduce the binary separations further and circularize their orbits. On the other hand, if this drop off to lower separations is confirmed observationally, it would provide some evidence, that tidal interactions might be less important for the evolution of Brown Dwarf binaries than they are for G-type stars. In general the relative numbers of spectroscopic binaries and those near the median separation should provide evidence for or against a dynamical origin of an observed binary distribution. We also found that the Brown Dwarf binary distribution is not much affected by competitive accretion, as our test calculations of unequally accreting triple systems indicate. This would mean that the distribution depends only to a lesser degree on the detailed distribution of mass within the triple system, but needs to be confirmed in future studies.

Given the similarities in our distribution to Sterzik & Durisen (1998), it is rather hard to judge from observations how large the influence may be of other constraints like the maximum total mass of the cluster determined by the mass of the molecular cloud core.

To answer this question it would be necessary to investigate how the initial properties of forming clusters relate to the properties of their parental molecular cloud core. Recent studies seem to indicate that they depend strongly on the remaining turbulent velocity field (Goodwin, Whitworth, & Ward-Thompson 2004; Delgado-Donate, Clarke, & Bate 2004), but there is yet no detailed investigation on how this influences the initial properties of the clusters. Delgado-Donate et al. (2004) find wider configurations in their simulations when the index of the turbulent power spectrum  $\alpha$  is as high as  $-5$ , and closer ones for lower indices, but do not report on other quantities like initial cluster energy or virial state of the cluster. They further find that for an index of  $-5$  there are fewer Brown Dwarfs forming than at an index of  $-3$ . They explain this fact by the occurrence of wider configurations at the  $\alpha = -5$ -case. An alternative explanation could be given by our model of decaying triple systems accreting gas in 'extreme' motion, as in the case of  $\alpha = -5$  the turbulent motion of the gas is on larger scales and, therefore, it is more likely that the accreted gas is adding some momentum to the bodies, even though not as high as we did in our simulations.

We have shown analytically as well as numerically that the probability of forming Brown Dwarfs should be high even for initially moderately compact systems. This is also true without considering competitive accretion, as competitive accretion will increase the number of Brown Dwarfs, which also our test simulations of unequally accreting triple systems indicate. Only if the accretion rate is very high, in our simulations of the order of  $10^{-5} M_{\odot} \cdot \text{yr}^{-1}$ , forming Brown Dwarfs by ejection seems less likely especially if the accreted gas changes the momentum of the bodies. Our analytical calculation showed furthermore that the reason why the ejection scenario

is much more efficient than previously assumed lies in the shrinkage of the system, reflected by the time dependence of  $R$ , which causes the energy to decrease further (compare to eqn. A2). It turned out that the total energy, assuming accretion of gas at rest, is proportional to  $(\dot{M}/M_0 \cdot t)^5$  and, assuming gas in extreme motion, it is proportional to  $(\dot{M}/M_0 \cdot t)^3$  while the time dependence under the  $R = \text{const.}$ -approximation is only  $\sim (\dot{M} \cdot t)^2/R$ . This convincingly explains the very different formation probabilities, resulting from our numerical calculations for the different kinds of momentum transport during mass growth, even though our analytical results differ significantly from our numerical ones. The differences must be due to the fact that the assumption, that the time of the decay can be described as a single exponential function with a half life directly proportional to the crossing time, is not strictly valid, as even varying the half life of the decay did not reduce this difference significantly.

We conclude that accretion of gas and the kinematic properties of the accreted gas during dynamical interactions strongly influence the abundance as well as the dynamical properties of Brown Dwarfs and because of the high formation probability and the agreement between our semi-major axis distribution and the observed one of Bouy et al. (2003), makes the ejection scenario a viable option for forming single as well as binary Brown Dwarfs if only three fragments are involved.

We like to thank Wolfgang Brandner for his support and advice on obtaining the volume limited sample of the observed binary Brown Dwarfs of Bouy et al. (2003).

### A. The Energy of Accreting Multiples

To obtain an expression for the energy of accreting bodies we first have to consider how much momentum the infalling gas carries onto them. The first case we want to look at is accretion of gas at rest, which means that the momentum of the fragments is not changed when the mass is increased. The change of the momentum is therefore only due to the gravitational force between the bodies. The Newtonian equations therefore read

$$\frac{dM_i}{dt} \cdot \mathbf{v}_i + \frac{d\mathbf{v}_i}{dt} \cdot M_i = G \sum_{i \neq j} \left( \frac{M_i M_j}{r_{ij}^2} \frac{\mathbf{r}_{ij}}{r_{ij}} \right). \quad (\text{A1})$$

To derive the energy equation for multiple systems, accreting gas at rest, we multiply both sides of equation A1 with  $\mathbf{v}_i$  and rearrange it to give

$$\frac{dE}{dt} = - \sum_i \left( \frac{dM_i}{dt} \frac{v_i^2}{2} \right) - G \sum_{i \neq j} \left( \frac{d(M_i M_j)/dt}{r_{ij}} \right) \quad (\text{A2})$$



with

$$E = \sum_i \left( \frac{M_i}{2} v_i^2 \right) - G \sum_{i \neq j} \left( \frac{M_i M_j}{r_{ij}} \right). \quad (\text{A3})$$

Splitting up  $E$  in kinetic and potential Energy,  $E_{kin}$  and  $E_{pot}$ , equation A2 becomes

$$\frac{dE}{dt} = -\frac{\dot{M}}{M} E_{kin} + 2 \frac{\dot{M}}{M} E_{pot} \quad (\text{A4})$$

where we set  $M_i = M$  and  $\dot{M}_i = \dot{M}$  for all  $i$  as we will only consider equal mass systems in this paper. Assuming virial equilibrium, that gives

$$\frac{1}{2} E_{pot} = E \quad (\text{A5})$$

and

$$E_{kin} = -E, \quad (\text{A6})$$

finally leads to

$$\frac{dE}{dt} = 5 \cdot \frac{\dot{M}(t)}{M(t)} E. \quad (\text{A7})$$

This is a linear first-order differential equation with time varying parameters and has the solution

$$E(t) = E_0 \cdot \exp \left( \int_0^t 5 \cdot \frac{\dot{M}(u)}{M(u)} du \right). \quad (\text{A8})$$

By setting  $M = \dot{M} \cdot t + M_0$  and  $\dot{M} = const.$  we obtain the final energy equation for our model with accretion of gas at rest

$$E(t) = E_0 \cdot \left( \frac{\dot{M}}{M_0} t + 1 \right)^5. \quad (\text{A9})$$

To see how the energy decreases if the gas is not at rest, we assume, for simplicity, that the gas is always moving in the same direction and at the same speed as the accreting body. The equations of motion remain unchanged in this case and the energy relation reads

$$\frac{dE}{dt} = +\frac{\dot{M}}{M} E_{kin} + 2 \frac{\dot{M}}{M} E_{pot} \quad (\text{A10})$$

and repeating the steps we did to obtain  $E(t)$  for the accretion of gas at rest, we finally get

$$E(t) = E_0 \cdot \left( \frac{\dot{M}}{M_0} \cdot t + 1 \right)^3 \quad (\text{A11})$$

which differs from the solution with accretion of gas at rest only in the value of the exponent.

## REFERENCES

- Allen, L. E., Myers, P. C., Di Francesco, J., Mathieu, R., Chen, H., & Young, E. 2002, *ApJ*, 566, 993
- Anosova, J. P. & Orlov, V. V. 1994, *Celestial Mechanics and Dynamical Astronomy*, 59, 327
- Anosova, Z. P. 1986, *Ap&SS*, 124, 217
- Anosova, Z. P., Orlov, V. V., Chernin, A. D., & Kiseleva, L. G. 1989, *Ap&SS*, 158, 19
- Apai, D., Pascucci, I., Henning, T., Sterzik, M. F., Klein, R., Semenov, D., Günther, E., & Stecklum, B. 2002, *ApJ*, 573, L115
- Béjar, V. J. S., Martín, E. L., Zapatero Osorio, M. R., Rebolo, R., Barrado y Navascués, D., Bailer-Jones, C. A. L., Mundt, R., Baraffe, I., Chabrier, C., & Allard, F. 2001, *ApJ*, 556, 830
- Béjar, V. J. S., Zapatero Osorio, M. R., & Rebolo, R. 1999, *ApJ*, 521, 671
- Basri, G. 2000, *ARA&A*, 38, 485
- Bate, M. R., Bonnell, I. A., & Bromm, V. 2002a, *MNRAS*, 332, L65
- . 2002b, *MNRAS*, 336, 705
- . 2003, *MNRAS*, 339, 577
- Binney, J. & Tremaine, S. 1987, *Galactic dynamics* (Princeton, NJ, Princeton University Press, 1987, 747 p.)
- Boffin, H. M. J., Watkins, S. J., Bhattal, A. S., Francis, N., & Whitworth, A. P. 1998, *MNRAS*, 300, 1189
- Bonnell, I. A., Bate, M. R., Clarke, C. J., & Pringle, J. E. 1997, *MNRAS*, 285, 201
- . 2001, *MNRAS*, 323, 785
- Boss, A. P. 2001, *ApJ*, 551, L167
- Bouvier, J., Stauffer, J. R., Martin, E. L., Barrado y Navascues, D., Wallace, B., & Bejar, V. J. S. 1998, *A&A*, 336, 490
- Bouy, H., Brandner, W., Martín, E. L., Delfosse, X., Allard, F., & Basri, G. 2003, *AJ*, 126, 1526
- Briceño, C., Luhman, K. L., Hartmann, L., Stauffer, J. R., & Kirkpatrick, J. D. 2002, *ApJ*, 580, 317

- Chabrier, G. 2002, *ApJ*, 567, 304
- Clarke, C. J. & Pringle, J. E. 1991, *MNRAS*, 249, 584
- Close, L. M., Siegler, N., Freed, M., & Biller, B. 2003, *ApJ*, 587, 407
- Comerón, F., Neuhäuser, R., & Kaas, A. A. 2000, *A&A*, 359, 269
- Delgado-Donate, E. J., Clarke, C. J., & Bate, M. R. 2003, *MNRAS*, 342, 926
- . 2004, *MNRAS*, 347, 759
- Duquennoy, A. & Mayor, M. 1991, *A&A*, 248, 485
- Gizis, J. E., Reid, I. N., Knapp, G. R., Liebert, J., Kirkpatrick, J. D., Koerner, D. W., & Burgasser, A. J. 2003, *AJ*, 125, 3302
- Goodman, A. A., Benson, P. J., Fuller, G. A., & Myers, P. C. 1993, *ApJ*, 406, 528
- Goodwin, S. P., Whitworth, A. P., & Ward-Thompson, D. 2004, *A&A*, 414, 633
- Hartmann, L., Calvet, N., & Boss, A. 1996, *ApJ*, 464, 387+
- Jayawardhana, R., Ardila, D. R., Stelzer, B., & Haisch, K. E. 2003, *AJ*, 126, 1515
- Joergens, V. & Guenther, E. 2001, *A&A*, 379, L9
- Kirkpatrick, J. D., Reid, I. N., Liebert, J., Cutri, R. M., Nelson, B., Beichman, C. A., Dahn, C. C., Monet, D. G., Gizis, J. E., & Skrutskie, M. F. 1999, *ApJ*, 519, 802
- Kirkpatrick, J. D., Reid, I. N., Liebert, J., Gizis, J. E., Burgasser, A. J., Monet, D. G., Dahn, C. C., Nelson, B., & Williams, R. J. 2000, *AJ*, 120, 447
- Klein, R., Apai, D., Pascucci, I., Henning, T., & Waters, L. B. F. M. 2003, *ApJ*, 593, L57
- Kroupa, P. & Bouvier, J. 2003, *MNRAS*, 346, 369
- Kroupa, P., Bouvier, J., Duchêne, G., & Moraux, E. 2003, *MNRAS*, 346, 354
- Kroupa, P., Tout, C. A., & Gilmore, G. 1993, *MNRAS*, 262, 545
- López Martí, B., Eislöffel, J., Scholz, A., & Mundt, R. 2004, *A&A*, 416, 555
- Lada, C. J. & Lada, E. A. 2003, *ARA&A*, 41, 57
- Lang, B. 2003, PhD thesis, University of Heidelberg

- Larson, R. B. 1990, in *ASSL Vol. 162: Physical Processes in Fragmentation and Star Formation*, 389–399
- Lin, D. N. C., Laughlin, G., Bodenheimer, P., & Rozyczka, M. 1998, *Science*, 281, 2025
- Liu, M. C., Najita, J., & Tokunaga, A. T. 2003, *ApJ*, 585, 372
- Luhman, K. L., Rieke, G. H., Young, E. T., Cotera, A. S., Chen, H., Rieke, M. J., Schneider, G., & Thompson, R. I. 2000, *ApJ*, 540, 1016
- Martín, E. L., Basri, G., Zapatero-Osorio, M. R., Rebolo, R., & López, R. J. G. . 1998, *ApJ*, 507, L41
- Martín, E. L., Barrado y Navascués, D., Baraffe, I., Bouy, H., & Dahm, S. 2003, *ApJ*, 594, 525
- Mikkola, S. & Aarseth, S. J. 1993, *Celestial Mechanics and Dynamical Astronomy*, 57, 439
- Moraux, E., Bouvier, J., & Cuillandre, J.-C. 2002, in *SF2A-2002: Semaine de l’Astrophysique Francaise*, 469–+
- Motte, F., Andre, P., & Neri, R. 1998, *A&A*, 336, 150
- Muench, A. A., Lada, E. A., Lada, C. J., & Alves, J. 2002, *ApJ*, 573, 366
- Natta, A. & Testi, L. 2001, *A&A*, 376, L22
- Ostriker, E. C. 1994, *ApJ*, 424, 292
- Pascucci, I., Apai, D., Henning, T., & Dullemond, C. P. 2003, *ApJ*, 590, L111
- Pickett, B. K., Durisen, R. H., Cassen, P., & Mejia, A. C. 2000, *ApJ*, 540, L95
- Reipurth, B. & Clarke, C. 2001, *AJ*, 122, 432
- Sterzik, M. F. & Durisen, R. H. 1998, *A&A*, 339, 95
- . 2003, *A&A*, 400, 1031
- Watkins, S. J., Bhattal, A. S., Boffin, H. M. J., Francis, N., & Whitworth, A. P. 1998a, *MNRAS*, 300, 1205
- . 1998b, *MNRAS*, 300, 1214

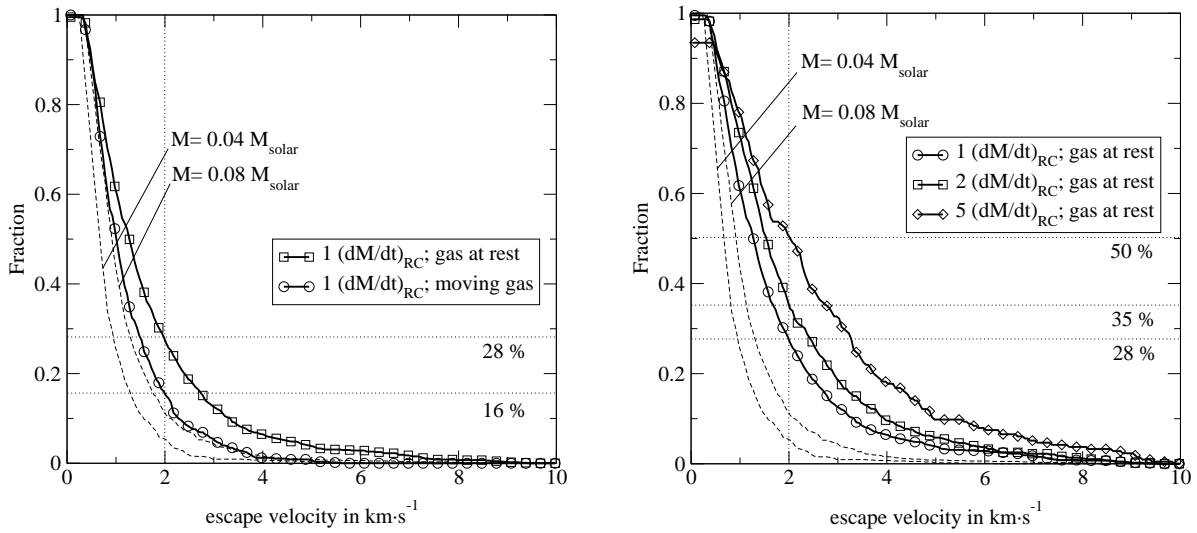


Fig. 6.— Fraction of systems, producing a single ejected Brown Dwarf with a speed larger than a given velocity  $v$  for different accretion models (left) and different accretion rates (right). Also shown are the results for systems of constant mass (dashed lines).

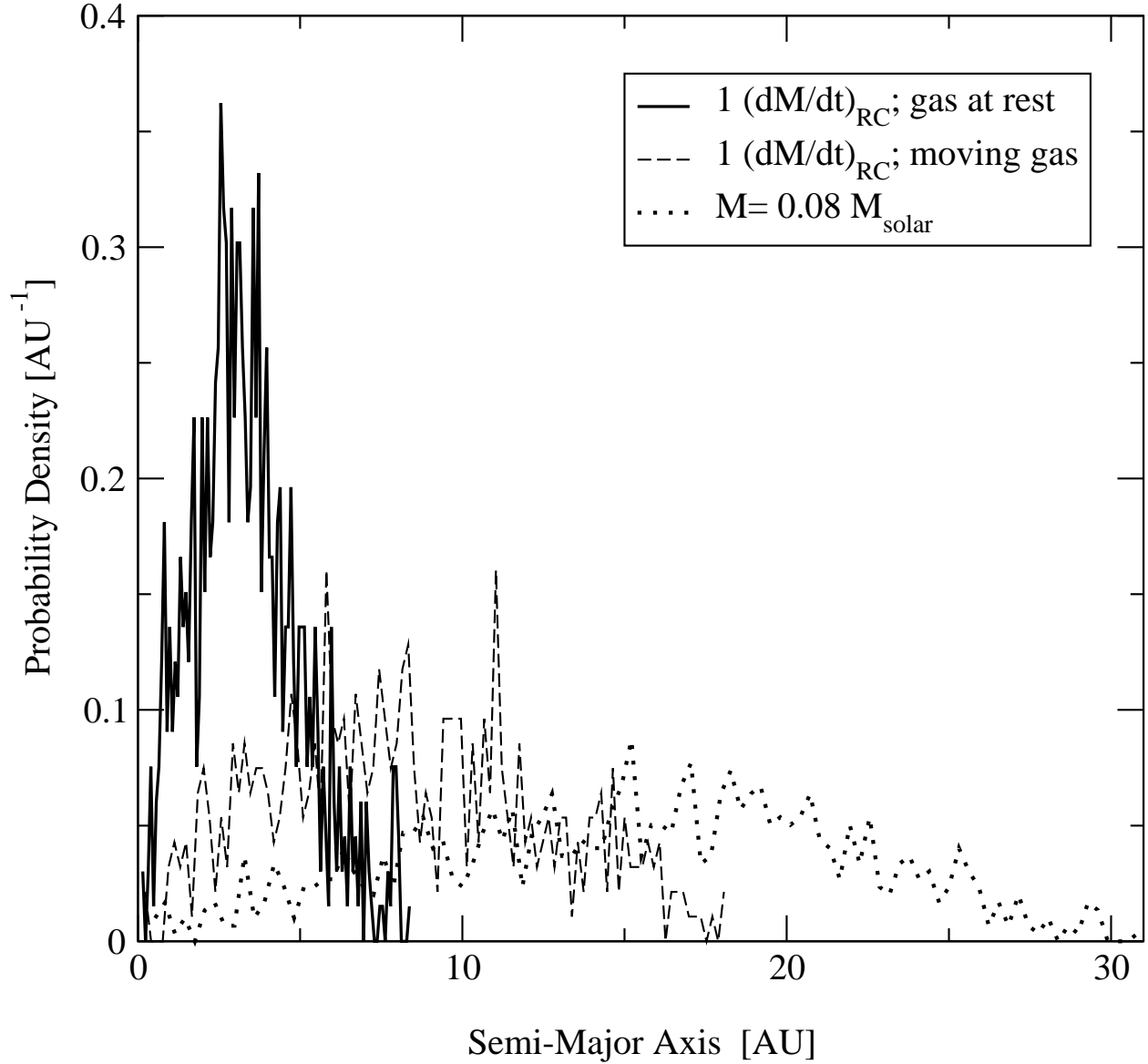


Fig. 7.— Semi-major axis distribution for different kinds of accretion at  $\dot{M} = \dot{M}_{RC}$  as well as for constant mass systems with  $M = 0.08 M_{\odot}$ . Due to the steeper decrease of the total energy in the case of accretion of gas at rest the resulting Brown Dwarf binaries have lower separations than in the case of accretion of gas in 'extreme' motion.

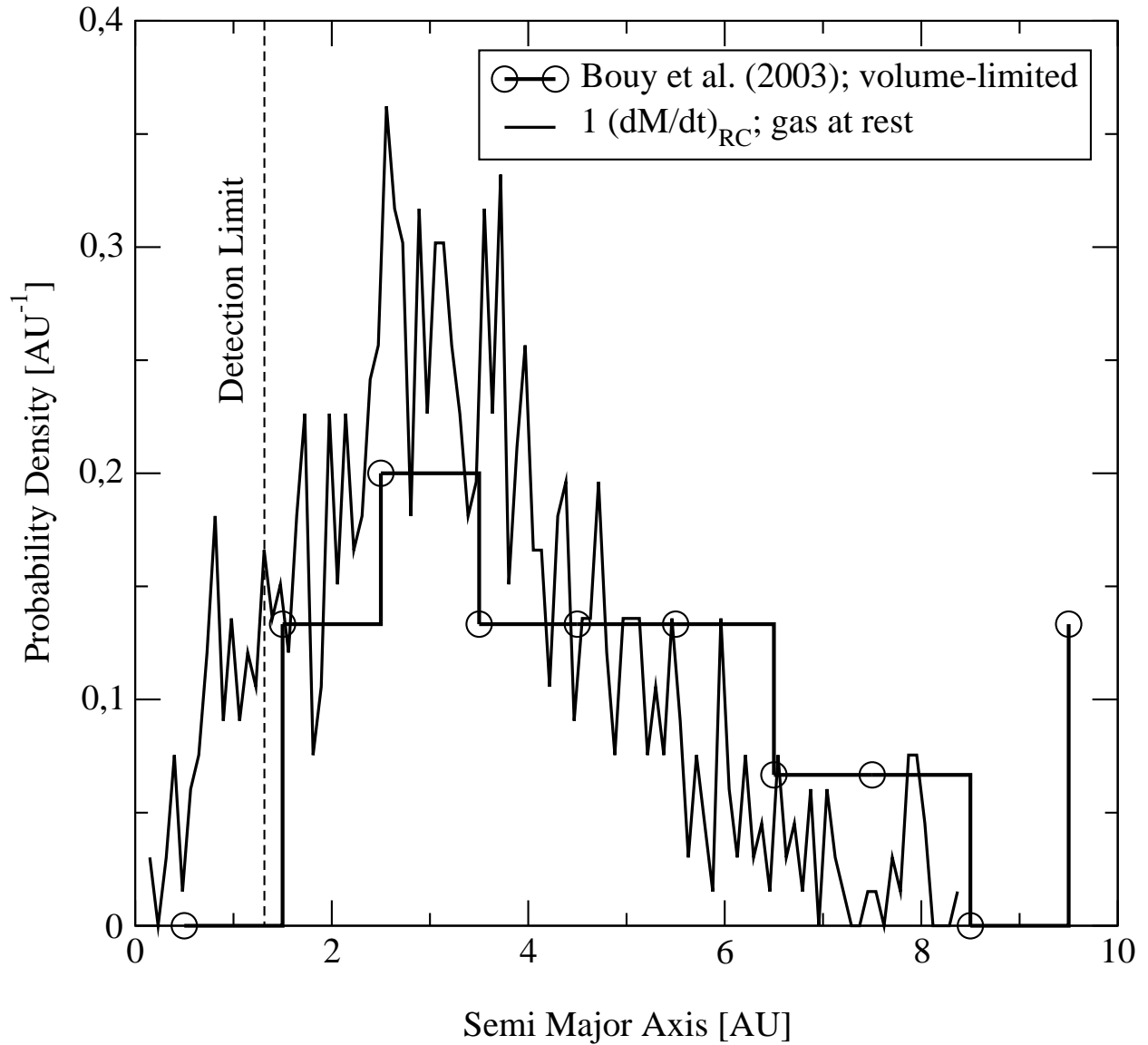


Fig. 8.— Semi-major axis distribution of the Brown Dwarf binaries obtained in our simulation of decaying triple systems, accreting gas at rest, and the observed volume-limited sample distribution of Bouy et al. (2003). These two distribution match very well, given the uncertainties (Poisson noise) which are of the order of about a third for the observed distribution. Both distributions have a peak at about the same value of  $a = 3$  AU and show about the same degree of asymmetry around the peak.