

DISCOVERY OF THE ACCRETION-POWERED MILLISECOND X-RAY PULSAR IGR J00291+5934

DUNCAN K. GALLOWAY¹, CRAIG B. MARKWARDT^{2,3}, EDWARD H. MORGAN¹, DEEPTO CHAKRABARTY^{1,4}, AND TOD E. STROHMAYER²

Submitted to ApJL January 4, 2005

ABSTRACT

We report on observations of the sixth accretion-powered millisecond pulsar, IGR J00291+5934, with the *Rossi X-Ray Timing Explorer*. The source is a faint, recurrent X-ray transient initially identified by *INTEGRAL*. The 599 Hz (1.67 ms) pulsation had a fractional rms amplitude of 8% in the 2–20 keV range, and its shape was approximately sinusoidal. The pulses show an energy-dependent phase delay, with the 6–9 keV pulses arriving up to 85 μ s earlier than those at lower energies. No X-ray bursts, dips, or eclipses were detected. The neutron star is in a circular 2.46 hr orbit with a very low-mass donor, most likely a brown dwarf. The binary parameters of the system are similar to those of the first known accreting millisecond pulsar, SAX J1808.4–3658. Assuming that the mass transfer is driven by gravitational radiation and that the 2004 outburst fluence is typical, the 3-yr recurrence time implies a distance of at least 3 kpc.

Subject headings: binaries: close — pulsars: individual (IGR J00291+5934) — stars: neutron — stars: low-mass, brown dwarfs — X-rays: binaries

1. INTRODUCTION

The growing sample of accretion-powered millisecond X-ray pulsars divides naturally into two groups. Three of the five sources known to date (XTE J1751–305, Markwardt et al. 2002; XTE J0929–314, Galloway et al. 2002; and XTE J1807–294, Markwardt et al. 2003) are in ultracompact binaries with orbital periods of \approx 40 min. The Roche lobes in such tiny binaries cannot contain a main-sequence companion, indicating that the mass donors are highly evolved and H-poor (Nelson et al. 1986; Nelson & Rappaport 2003; Deloye & Bildsten 2003). The other two (SAX J1808.4–3658, Wijnands & van der Klis 1998; Chakrabarty & Morgan 1998; and XTE J1814–338, Markwardt & Swank 2003) have orbital periods of 2.01 and 4.28 hr, respectively, and have H-rich donors (likely a brown dwarf in the case of SAX J1808.4–3658; Bildsten & Chakrabarty 2001). The latter two sources have also both exhibited thermonuclear (type-I) X-ray bursts, whereas the three ultracompact binaries have not. All five pulsars are soft X-ray transients, with outburst durations of order weeks and recurrence times of order years. It remains unclear why millisecond pulsations are easily detectable in these five sources, but not in the over 50 other neutron stars in low-mass X-ray binaries (e.g. Cumming et al. 2001; Titarchuk et al. 2002).

The 2002 October launch of the *INTEGRAL* gamma-ray mission (Winkler et al. 2003), with its wide field of view and good sensitivity to hard X-ray sources, has provided a new avenue for detections of X-ray transients. *INTEGRAL* discovered the new X-ray transient

IGR J00291+5934 ($l = 120^\circ.1$, $b = -3^\circ.2$) on 2004 Dec. 2 (MJD 53341; Eckert et al. 2004). Followup *Rossi X-Ray Timing Explorer* (*RXTE*) observations revealed pulsations at a frequency of 598.88 Hz (Markwardt et al. 2004b), and exhibiting a sinusoidal frequency modulation indicative of a 147.4 min orbit (Markwardt et al. 2004a). The detection of pulsations motivated extensive multiwavelength followup. An $R \approx 17.4$ candidate optical counterpart was identified within the *INTEGRAL* error circle, at R.A. = $00^h29^m03^s.06$, decl. = $+59^\circ34'19''.0$ (J2000.0, 1σ uncertainty radius $0''.25$; Fox & Kulkarni 2004). Optical spectroscopy of the candidate revealed weak HeII and H α emission, supporting its association with IGR J00291+5934 (Roelofs et al. 2004). Radio observations also revealed evidence for variable emission consistent with the counterpart position (Pooley 2004; Fender et al. 2004).

In this letter we describe the detailed analysis of the *RXTE* observations following the discovery.

2. OBSERVATIONS

We obtained a series of pointed *RXTE* observations of IGR J00291+5934 between 2004 December 3–16 (MJD 53342–53355), with a total exposure of approximately 295 ks. Our analysis is primarily based on data from the *RXTE* Proportional Counter Array (PCA Jahoda et al. 1996), which consists of five identical gas-filled proportional counter units (PCUs) sensitive to X-ray photons in the 2.5–60 keV range, with a total effective area of \approx 6000 cm². The data were collected either in GoodXenon or generic Event modes (in addition to the standard data modes). GoodXenon records the arrival time (1 μ s resolution) and energy (256 channel resolution) of every unrejected photon, while the chosen Event configuration has 125 μ s time resolution and 64 energy channels. We analysed FITS production data using LHEASOFT version 5.3.1 (2004 May 20) and estimated the background flux using the “CM” bright-source model for PCA gain epoch 5 (from 2000 May 13). The photon arrival times at the spacecraft were converted

¹ Center for Space Research, Massachusetts Institute of Technology, Cambridge, MA 02139
 Electronic address: duncan@space.mit.edu

² Laboratory for High Energy Astrophysics, NASA Goddard Space Flight Center, Greenbelt, MD 20771

³ Department of Astronomy, University of Maryland, College Park MD 20742

⁴ Department of Physics, Massachusetts Institute of Technology, Cambridge, MA 02139

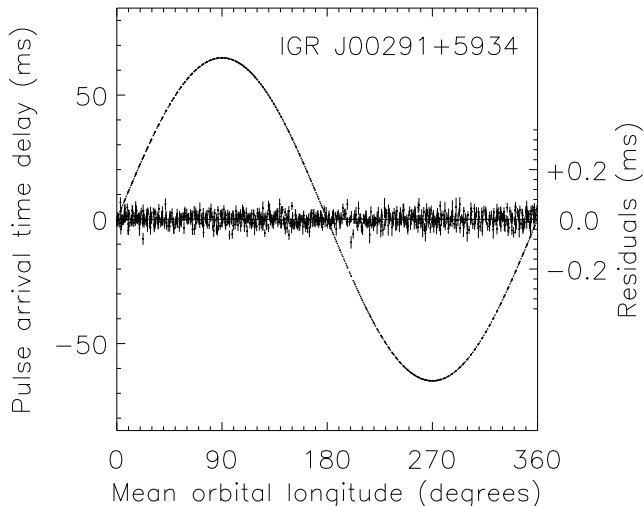


FIG. 1.— Pulse arrival time delays in IGR J00291+5934 due to the 2.46 hr binary orbit, with respect to a constant pulse frequency model. The measured time delays are plotted as filled circles, and the symbols with error bars (representing the 1σ uncertainties) show the model residuals (on a $100\times$ expanded scale, right-hand y -axis).

to barycentric dynamical times (TDB) at the solar system barycenter using the Jet Propulsion Laboratory DE-200 solar system ephemeris (Standish et al. 1992) along with a spacecraft ephemeris and *RXTE* fine clock corrections. The position adopted was that of the proposed optical counterpart (Fox & Kulkarni 2004). Data from the 20–200 keV High-Energy X-ray Timing Experiment (HEXTE; Gruber et al. 1996) were also used to characterize the hard X-ray spectrum.

3. ANALYSIS AND RESULTS

For our timing analysis, we selected photons from the top layer of each PCU in the energy range 3–13 keV (absolute channels 7–30) in order to maximize the pulsed signal to noise ratio. We binned the arrival times for these photons into 2^{-13} s (≈ 0.12 ms) samples. A 599 Hz pulsed signal was easily detectable in these data, with a fractional rms amplitude of between 7–9%. The pulsations became undetectable from December 15 (MJD 53354) onwards, and the residual flux which was detected after this date likely arose from other sources in the *RXTE* field of view. The pulse frequency, measured every 64 s, exhibited a sinusoidal modulation attributed to Doppler shifts from the binary orbit. We fitted a preliminary orbital model to the frequency measurements between December 3–6 (MJD 53342–53345), and then used this preliminary model in a more precise pulse phase analysis (e.g. Manchester & Taylor 1977). We first corrected the time series using the preliminary orbit. We then folded 64-s intervals of data on the pulsar period estimated from the frequency fit, and determined the epoch of maximum flux within each interval. We fitted the residuals (measured pulse arrival time minus the predicted arrival time) to compute differential corrections to our Keplerian orbit model (see, e.g. Deeter et al. 1981), and repeated the process with the corrected model parameters until no further reduction in the rms residual error was achieved. No significant eccentricity was detectable. Our best-fit orbit and spin parameters for the pulsar are given in Table 1. The pulse time delays due to the orbit are shown

in Fig. 1.

We extracted light curves in 12 energy bands between 2–20 keV with 0.12 ms time bins from the observations between December 3–6 (MJD 53342–53345). We then corrected these light curves for orbital motion based on the best-fit orbital solution, and folded on the pulsar period to measure the energy dependence of the pulsations. The fractional rms pulsed amplitude decreased with energy, from 10% in the 2–3 keV range to 6.5% between 7–16 keV, dropping further to 5% above 16 keV (Fig. 2, upper panel). The profile was approximately sinusoidal at all energies. Of the higher harmonics, only the second harmonic (1198 Hz) was detected at $> 3\sigma$ confidence in more than one energy band (although not in all bands), at fractional rms amplitudes of a few tenths of a percent. Upper limits on the fractional amplitudes for the third and higher harmonics were of similar magnitude. The pulse phase had an energy dependence. The hard photons arrived earlier than the soft, with a maximum lead of around $90 \mu\text{s}$ (equivalent to 5% of the pulse period) at 6–9 keV (Fig. 2, lower panel). In contrast to other accretion-powered millisecond pulsars, where the hard lead saturates above 10 keV (Cui et al. 1998; Galloway et al. 2002), in IGR J00291+5934 we found evidence for a slight decrease in the lead above 9 keV. We found no evidence for modulation of the X-ray intensity at the orbital period, ruling out eclipses or dipping behavior. We searched for kilohertz quasi-periodic oscillations (kHz QPOs) in the range 50–4000 Hz, averaging FFTs from 128 and 512-s segments of data over entire observations and entire days, but found no significant peaks. We estimate a typical 3σ upper limit for features with FWHM of up to 100 Hz of $\lesssim 1\%$ rms (compare to the 5–10% rms kHz QPOs measured in SAX J1808.4–3658; Wijnands et al. 2003). We also searched each observation of IGR J00291+5934 for thermonuclear X-ray bursts, but found none⁵.

We fitted HEXTE and PCA spectra, the latter extracted separately for each PCU (excluding PCU #0, which has lost its propane veto layer) between 2.5–200 keV. We obtained a good fit with a model consisting of a power law with spectral index 1.7–1.8, attenuated by neutral absorption with a column depth of $\approx 10^{22} \text{ cm}^{-2}$. This is only slightly higher than the survey value of $4.7 \times 10^{21} \text{ cm}^{-2}$ (Dickey & Lockman 1990). A Comptonization model (Titarchuk 1994) gave a marginally better fit to the highest signal-to-noise spectra but the scattering electron temperature (which gives rise to a high-energy roll off in the spectra) could not be measured, save that it was $\gtrsim 60$ keV. This implies an optical depth for scattering (assuming spherical geometry) of $\tau = 0.8$. We also found evidence for neutral Fe K α line emission at 6.4 keV, with equivalent width ≈ 50 eV. While the line emission could potentially originate from other sources within the 1° *RXTE* field of view, or from diffuse

⁵ A burst was detected by both PCA and HEXTE at 18:34:21 UT during an observation of IGR J00291+5934 on 2004 December 12. However, this event had a very unusual energy spectrum and was probably a bright gamma-ray burst observed through the side of the *RXTE* detectors. The burst was also detected by *INTEGRAL* (SPI/ACS monitor trigger 4779) and the *Mars Odyssey* mission (Hurley et al. 2002), and the derived interplanetary network (IPN3; see <http://www.ssl.berkeley.edu/ipn3/>) position annulus excludes IGR J00291+5934 as the origin (K. Hurley, pers. comm.). We therefore designate this event as GRB041212.

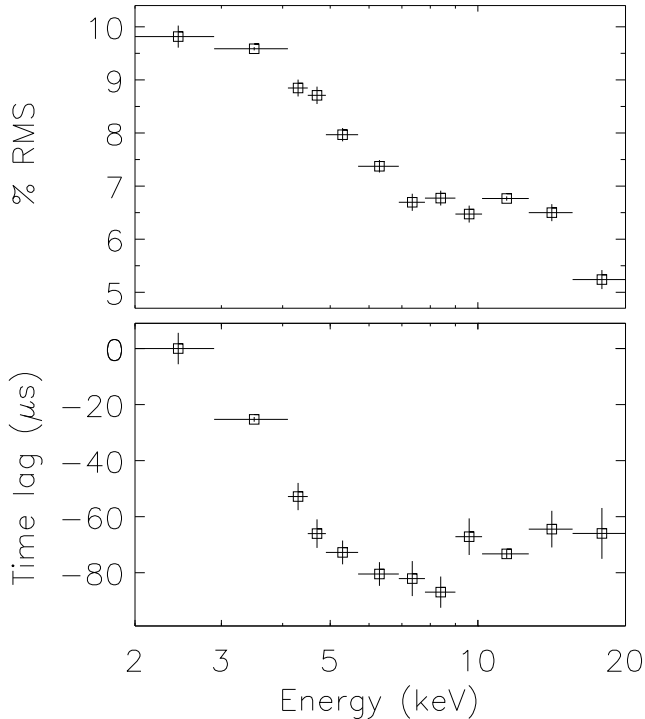


FIG. 2.— *Top panel* Fractional rms amplitude of pulsations in IGR J00291+5934 as a function of photon energy. *Bottom panel* Pulse arrival time as a function of energy, measured relative to the pulsation in the 2–3 keV energy band (negative values correspond to earlier arrival times). In both panels, vertical error bars indicate the 1σ uncertainties

Galactic emission, a *Chandra* observation on December 14 also found evidence for Fe line emission in the zeroth order spectrum (M. Nowak, pers. comm.). In order to minimise the fit residuals for the PCA data we also added two edge features, one at 7.12 keV (Fe neutral K-edge) and one at 4.7 keV (instrumental xenon edge).

An X-ray intensity history of the 2004 outburst is available both from the PCA observations and from the *RXTE* All Sky Monitor (ASM; Levine et al. 1996); these are shown in Fig. 3. The flux measured by the PCA decreased from 1.14×10^{-9} ergs cm $^{-2}$ s $^{-1}$ to $\lesssim 10^{-10}$ ergs cm $^{-2}$ s $^{-1}$ (2.5–25 keV) between 2004 December 3–15 (MJD 53342–53354). During the discovery observations by *INTEGRAL* on December 2 (MJD 53341) the JEM-X instrument measured a 3–10 keV flux of 23 ± 5 mCrab, while the ISGRI instrument measured 55 ± 5 mCrab in the 20–60 keV band (Eckert et al. 2004). For an absorbed power law with $n_H = 10^{22}$ cm $^{-2}$ and photon index $\Gamma = 1.7$ (where $dN/dE \propto E^{-\Gamma}$), this translates to a 2.5–25 keV flux of 1.0 – 1.1×10^{-9} ergs cm $^{-2}$ s $^{-1}$. Thus, the peak PCA flux measurement of $(1.14 \pm 0.06) \times 10^{-9}$ ergs cm $^{-2}$ s $^{-1}$ (2.5–25 keV) on December 3 (MJD 53342) is likely a good measure of the peak outburst flux. We calculated a correction factor of 2.75 from the broadband spectral fits to apply to the 2.5–25 keV fluxes, in order to estimate the bolometric flux (here taken as the flux from 0.1–200 keV). Assuming the outburst commenced on December 2 (MJD 53341), we estimated a total fluence for the outburst of 2.1×10^{-3} ergs cm $^{-2}$.

The *RXTE* mission-long (1996–2004) 2–10 keV flux

history of IGR J00291+5934 produced from ASM observations confirmed the current outburst, as well as revealing evidence for two previous instances of activity, on 1998 November 26–28 and 2001 September 11–21 (Remillard 2004). These results indicate that the transient appears regularly, roughly every three years, similar to the 401 Hz pulsar SAX J1808.4–3658, which exhibits outbursts every ≈ 2 yr (e.g. Wijnands 2003). Combined with the estimated 3-yr recurrence time of the outbursts in IGR J00291+5934, and assuming similar fluences, we estimate a long-term time-averaged flux for IGR J00291+5934 of 2.2×10^{-11} ergs cm $^{-2}$ s $^{-1}$.

4. DISCUSSION

With a spin frequency of 599 Hz, IGR J00291+5934 is the fastest known accretion-powered millisecond pulsar. Although it is neither the fastest known pulsar (cf. radio pulsar PSR B1937+21, $\nu = 641$ Hz; Backer et al. 1982) nor the fastest spinning neutron star in an X-ray binary (cf. nuclear-powered millisecond pulsar 4U 1608–52, $\nu = 619$ Hz; Hartman et al. 2005, in prep.), it is part of a growing population of pulsars found in the 600–650 Hz range. These objects underscore the statistically significant absence of pulsars with spins faster than 650 Hz which has been noted previously (Chakrabarty et al. 2003; Chakrabarty 2005). It remains unclear whether this cutoff in the spin distribution reflects the distribution of neutron star magnetic field strengths (e.g. White & Zhang 1997) or angular momentum losses from gravitational radiation (e.g. Wagoner 1984; Bildsten 1998).

In many respects, IGR J00291+5934 closely resembles the best-known millisecond pulsar, SAX J1808.4–3658. The mass function in IGR J00291+5934 implies

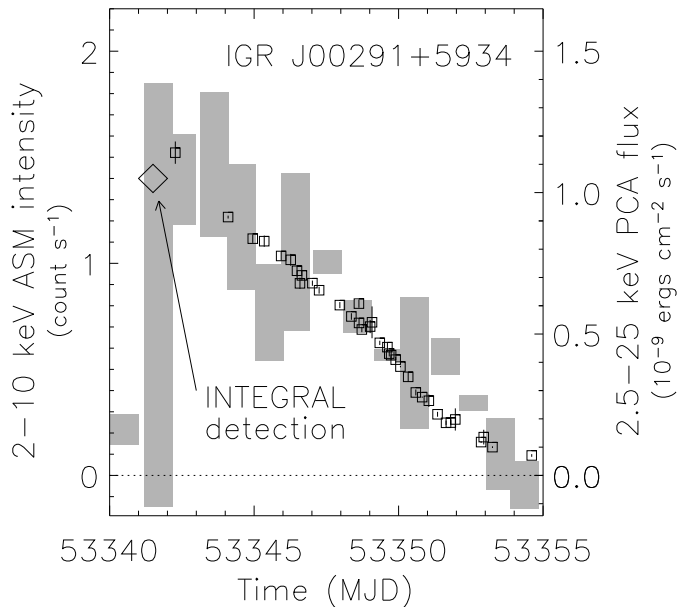


FIG. 3.— X-ray intensity of IGR J00291+5934 throughout the 2004 outburst. The 1-day averaged ASM intensity values and their 1σ confidence intervals are shown as shaded regions (left-hand y-axis) while the integrated 2.5–25 keV PCA flux measurements are overplotted as open squares (right-hand y-axis). The 1σ uncertainties on the PCA flux measurements are shown, but are generally smaller than the symbols. The estimated 2.5–25 keV flux during the initial *INTEGRAL* detection is indicated by the open diamond.

a minimum companion mass of $M_c = 0.039M_\odot$ (for a $1.4M_\odot$ neutron star and binary inclination $i = 90^\circ$, although the lack of X-ray eclipses or dips implies $i \lesssim 85^\circ$). For a uniform *a priori* distribution of inclinations, we find an upper limit on the companion mass of $0.16M_\odot$ (95% confidence, assuming $M_x = 2M_\odot$). The inferred mass-radius relation intersects that of a hydrogen main sequence star at a companion mass of $0.24M_\odot$ (Fig. 4), which requires an improbably small inclination of 10° . This indicates that, like SAX J1808.4–3658, the mass donor in IGR J00291+5934 is a hot brown dwarf, likely heated by low-level X-ray emission during quiescence (Bildsten & Chakrabarty 2001). For very low-mass companions, the mass transfer rate driven by gravitational radiation is

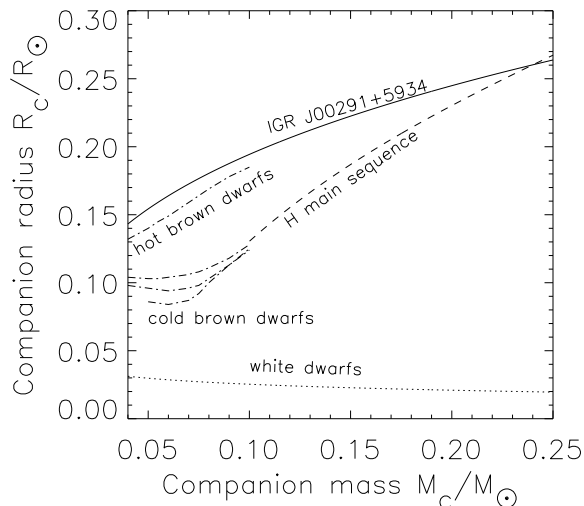


FIG. 4.— Possible companion types for IGR J00291+5934. The dark solid curve shows the allowed mass-radius relation based on the *RXTE* observations. The other curves show theoretical mass-radius relations for cold He white dwarfs (dotted curve), low-mass hydrogen main sequence stars (dashed curve), and brown dwarfs (dot-dashed curves) of ages 0.1, 0.5, 1.0 and 5.0 Gyr from top to bottom. The young (0.1 Gyr) brown dwarf model should be roughly representative of a bloated, X-ray-heated brown dwarf donor (see Bildsten & Chakrabarty 2001)

$$\dot{M}_{\text{GR}} \simeq 3.3 \times 10^{-12} \left(\frac{M_c}{0.039M_\odot} \right)^2 \left(\frac{M_x}{1.4M_\odot} \right)^{2/3} \left(\frac{P_{\text{orb}}}{2.46 \text{ hr}} \right)^{-8/3} M_\odot \text{ yr}^{-1} \quad (1)$$

where M_c is the mass of the donor and M_x the mass of the neutron star. Using the long-term averaged flux of $2.2 \times 10^{-11} \text{ ergs cm}^{-2} \text{ s}^{-1}$, we derive a minimum distance of roughly 3 kpc (for a companion mass of $0.039M_\odot$). This would place the system at least 180 pc away from the Galactic plane, likely within the disk. We note that the \dot{M}_{GR} above refers to the mass transfer rate averaged over a much longer time scale than the *RXTE* mission lifetime, so that this distance estimate must be viewed with some caution.

The peak inferred accretion rate for a distance of 3 kpc is $0.02 d_{3\text{kpc}}^2 \dot{M}_{\text{Edd}}$ (where $\dot{M}_{\text{Edd}} = 2 \times 10^{-8} M_\odot \text{ yr}^{-1}$ is the hydrogen Eddington limit for spherical accretion onto a $1.4M_\odot$ neutron star). This is around half that of the peak rate of SAX J1808.4–3658 during its 2002 October outburst, when four thermonuclear (type-I) X-ray bursts were detected by *RXTE* (Chakrabarty et al. 2003). The minimum burst interval in SAX J1808.4–3658 was 21 hr. For IGR J00291+5934, we expect that the corresponding burst rate was significantly lower, so that the non-detection of bursts in the 2004 outburst is not surprising (particularly given the frequent data gaps due to the low-Earth orbit of *RXTE*).

We are grateful to Jean Swank, Evan Smith, and the *RXTE* operations team at NASA Goddard Space Flight Center for their help in scheduling these observations so promptly. We also thank Lars Bildsten, Jacob Hartman, and Alan Levine for useful discussions. This research has made use of data obtained through the High Energy Astrophysics Science Archive Research Center Online Service, provided by the NASA/Goddard Space Flight Center. This work was supported in part by the NASA Long Term Space Astrophysics program under grant NAG 5-9184, and the NASA *RXTE* Guest Observer Program.

REFERENCES

- Backer, D. C., Kulkarni, S. R., Heiles, C., Davis, M. M., & Goss, W. M. 1982, *Nature*, 300, 615
Bildsten, L. 1998, *ApJ*, 501, L89
Bildsten, L. & Chakrabarty, D. 2001, *ApJ*, 557, 292
Chakrabarty, D. 2005, in *Binary Radio Pulsars*, ed. F. A. Rasio & I. H. Stairs (San Francisco: ASP Conf. Ser. 328), 279 (astro-ph/0408004)
Chakrabarty, D. & Morgan, E. H. 1998, *Nature*, 394, 346
Chakrabarty, D., Morgan, E. H., Muno, M. P., Galloway, D. K., Wijnands, R., van der Klis, M., & Markwardt, C. B. 2003, *Nature*, 424, 42
Cui, W., Morgan, E. H., & Titarchuk, L. G. 1998, *ApJ*, 504, L27
Cumming, A., Zweibel, E., & Bildsten, L. 2001, *ApJ*, 557, 958
Deeter, J. E., Pravdo, S. H., & Boynton, P. E. 1981, *ApJ*, 247, 1003
Deloye, C. J. & Bildsten, L. 2003, *ApJ*, 598, 1217
Dickey, J. M. & Lockman, F. J. 1990, *ARA&A*, 28, 215
Eckert, D., Walter, R., Kretschmar, P., Mas-Hesse, M., Palumbo, G. G. C., Roques, J.-P., Ubertini, P., & Winkler, C. 2004, *The Astronomer's Telegram*, 352
Fender, R., de Bruyn, G., Pooley, G., & Stappers, B. 2004, *The Astronomer's Telegram*, 361
Fox, D. B. & Kulkarni, S. R. 2004, *The Astronomer's Telegram*, 354
Galloway, D. K., Chakrabarty, D., Morgan, E. H., & Remillard, R. A. 2002, *ApJ*, 576, L137
Gruber, D. E., Blanco, P. R., Heindl, W. A., Pelling, M. R., Rothschild, R. E., & Hink, P. L. 1996, *A&AS*, 120, C641
Hurley, K. et al. 2002, *GCN Circ.* 1372
Jahoda, K., Swank, J. H., Giles, A. B., Stark, M. J., Strohmayer, T., Zhang, W., & Morgan, E. H. 1996, *Proc. SPIE*, 2808, 59
Levine, A. M., Bradt, H., Cui, W., Jernigan, J. G., Morgan, E. H., Remillard, R., Shirey, R. E., & Smith, D. A. 1996, *ApJ*, 469, L33
Manchester, R. N. & Taylor, J. H. 1977, *Pulsars* (San Francisco: W. H. Freeman)
Markwardt, C. B., Galloway, D. K., Chakrabarty, D., Morgan, E. H., & Strohmayer, T. E. 2004a, *The Astronomer's Telegram*, 360
Markwardt, C. B., Smith, E., & Swank, J. H. 2003, *IAU Circ.*, 8080
Markwardt, C. B. & Swank, J. H. 2003, *IAU Circ.*, 8144
Markwardt, C. B., Swank, J. H., & Strohmayer, T. E. 2004b, *The Astronomer's Telegram*, 353
Markwardt, C. B., Swank, J. H., Strohmayer, T. E., in 't Zand, J. J. M., & Marshall, F. E. 2002, *ApJ*, 575, L21
Nelson, L. A. & Rappaport, S. 2003, *ApJ*, 598, 431
Nelson, L. A., Rappaport, S. A., & Joss, P. C. 1986, *ApJ*, 304, 231
Pooley, G. 2004, *The Astronomer's Telegram*, 355

TABLE 1
ORBIT AND SPIN PARAMETERS FOR IGR J00291+5934

Parameter	Value
Orbital period, P_{orb} (s)	8844.092(6)
Projected semimajor axis, $a_x \sin i$ (light-ms)	64.993(2)
Epoch of 90° mean longitude, $T_{\pi/2}$ (MJD/TDB)	53345.1875164(4)
Spin frequency, ν_0 (Hz)	598.89213064(1)
Mass function f_X (M_\odot)	$2.81311(7) \times 10^{-5}$
Eccentricity, e	$< 2 \times 10^{-4}$ (3σ)
Spin frequency derivative, $ \dot{\nu} $ (Hz s $^{-1}$)	$< 8 \times 10^{-13}$ (3σ)
χ^2/dof	980/748

NOTE. — These parameters assume the position of the optical counterpart identified by Fox & Kulkarni (2004). Our timing analysis is based on the first 50 ks of data, between 2004 December 3–6 (MJD 53342–53345).

Remillard, R. 2004, *The Astronomer's Telegram*, 357
 Roelofs, G., Jonker, P. G., Steeghs, D., Torres, M., & Nelemans, G. 2004, *The Astronomer's Telegram*, 356
 Standish, E. M., Newhall, X. X., Williams, J. G., & Yeomans, D. K. 1992, in *Explanatory Supplement for the Astronomical Almanac*, ed. P. K. Seidelmann (Mill Valley: University Science), 279
 Titarchuk, L. 1994, *ApJ*, 434, 570
 Titarchuk, L., Cui, W., & Wood, K. 2002, *ApJ*, accepted (astro-ph/0207552)
 Wagoner, R. V. 1984, *ApJ*, 278, 345
 White, N. E. & Zhang, W. 1997, *ApJ*, 490, L87

Wijnands, R. 2003, in *Proceedings of the Symposium "The Restless High-Energy Universe"*, 5-8 May 2003, Amsterdam, The Netherlands, ed. E. P. J. van den Heuvel, J. J. M. in 't Zand, & R. A. M. J. Wijers
 Wijnands, R. & van der Klis, M. 1998, *Nature*, 394, 344
 Wijnands, R., van der Klis, M., Homan, J., Chakrabarty, D., Markwardt, C. B., & Morgan, E. H. 2003, *Nature*, 424, 44
 Winkler, C., et al. 2003, *A&A*, 411, L1