

## PLANETARY TRANSITS OF TRES-1

PRICE, A.<sup>1</sup>; BISSINGER, R.<sup>1</sup>; LAUGHLIN, G.<sup>2</sup>; GARY, B.<sup>1</sup>; VANMUNSTER, T.<sup>3</sup>; HENDEN, A.<sup>4</sup>; STARKEY, D.<sup>1</sup>; KAISER, D.<sup>1</sup>; HOLTZMAN, J.<sup>5</sup>; MARSCHALL, L.<sup>6</sup>; MICHALIK, T.<sup>7</sup>; WELLINGTON, T.<sup>7</sup>; PAAKKONEN, P.<sup>8</sup>; KERESZTY, Z.S.<sup>1</sup>; DURKEE, R.<sup>9</sup>; RICHARDSON, K.<sup>10</sup>; LEADBEATER, R.<sup>1</sup>; CASTELLANO, T.<sup>11</sup>

<sup>1</sup> American Association of Variable Star Observers (AAVSO),  
Clinton B. Ford Astronomical Data & Research Center, 25 Birch St., Cambridge, MA 02138, USA;  
email: aavso@aavso.org

<sup>2</sup> UCO/Lick Observatory, Department of Astronomy and Astrophysics  
University of California, Santa Cruz, CA 95064 USA;  
email: laugh@ucolick.org

<sup>3</sup> Center for Backyard Astrophysics - Belgium, Walhostraat 1A, B-3401 Landen, Belgium  
e-mail : Tonny.Vanmunster@cbabelgium.com

<sup>4</sup> Universities Space Research Association/U. S. Naval Observatory, Flagstaff, AZ 86001 USA;  
email: aah@nofs.navy.mil

<sup>5</sup> New Mexico State University, Box 30001 / Department 4500, 1320 Frenger St. Las Cruces, NM 88003 USA  
email: holtz@nmsu.edu

<sup>6</sup> Department of Physics, Gettysburg College, Gettysburg, PA 17325 USA  
email: marschal@gettysburg.edu

<sup>7</sup> Randolph-Macon Woman's College, 2500 Rivermont Avenue, Lynchburg, VA 24503 USA  
email: tmichalik@rmwc.edu, tawellington@rmwc.edu

<sup>8</sup> Amateur Astronomers Association Seulasel, Finland

<sup>9</sup> Shed of Science Observatory, Minneapolis, MN 55410 USA  
email: shedofscience@earthlink.net

<sup>10</sup> San Diego Astronomy Association, San Diego, CA USA  
e-mail: kentr@san.rr.com web: www.sdaa.org

<sup>11</sup> NASA Ames Research Center, Moffett Field, CA 94035 USA  
email: tcastellano@mail.arc.nasa.gov

The Trans-Atlantic Exoplanet Survey (TrES) has announced the discovery of a planet, having  $0.75 \pm 0.07$  Jupiter masses, transiting the star GSC02652-01324 (2MASS J19040985+3637574), a  $V=11.79$  magnitude, K0 V type star at  $\alpha: 19:04:09.8$   $\delta: +36:37:57$  (J2000) (Alonso et al. 2004). Transitsearch.org (Seagroves 2003), in collaboration with the AAVSO, compiled observations from professional and amateur astronomers of predicted transits in the summer and autumn of 2004. Analysis of the photometry suggests possible post-eclipse brightening episodes after the egress portion of the TRES-1b light curve.

The AAVSO compiled 10,560 CCD observations covering seven complete TRES-1b predicted transit windows, three windows of partial coverage and coverage of baseline non-transit periods. (Figure 1; Table 1)

The amateur observations were done individually using a variety of equipment, comparison stars and reduction software. Different filters were also used. For the plotting

of the phase diagram (Figure 2) the observations were offset to a common zero point. Uncertainties for the individual observations are available along with the entire raw data set upon request to the AAVSO<sup>1</sup>.

Additional photometry were provided by three observatories. The U.S. Naval Observatory Flagstaff Station 1.0m telescope observed *B* using with a large set of Landolt standards (Landolt 1992) having a range of color and airmass. IRAF was used for all reduction. Observations were also provided by the Gettysburg College Observatory with a Photometrics CH-350 camera (SiTE 003B back illuminated 1024K chip) on a 16" f/11 reflector, with standard Bessell filters (Bessell 1995). IRAF was used for flat-fielding, dark correction, bias subtraction, and MIRA for the photometry. In addition, The New Mexico State University 1m at Apache Point Observatory observed using an Apogee AP7p camera with a 512x512 thinned backside illuminated SITE chip.

<i>Transit Date (JD UT)</i>	<i>Observer(s) (Filter)</i>
2453250	Vanmunster ( <i>V</i> )
2453253	Paakkonen ( <i>V</i> ), Starkey ( <i>V</i> ), Vanmunster (Unfiltered)
2453256	Leadbeater (Unfiltered)
2453268	Kaiser ( <i>V</i> ), Marschall ( <i>R</i> ), Michalik ( <i>V</i> )
2453271	Durkee ( <i>V</i> ), Gary ( <i>V</i> ), Starkey ( <i>V</i> )
2453274	Henden ( <i>B</i> )
2453277	Bissinger (Unfiltered)
2453280	Bissinger (Unfiltered), Gary ( <i>V</i> )
2453283	Bissinger (Unfiltered)
2453286	Bissinger (Unfiltered), Gary ( <i>V</i> ), Holtzman ( <i>V</i> )
2453289	Bissinger (Unfiltered)

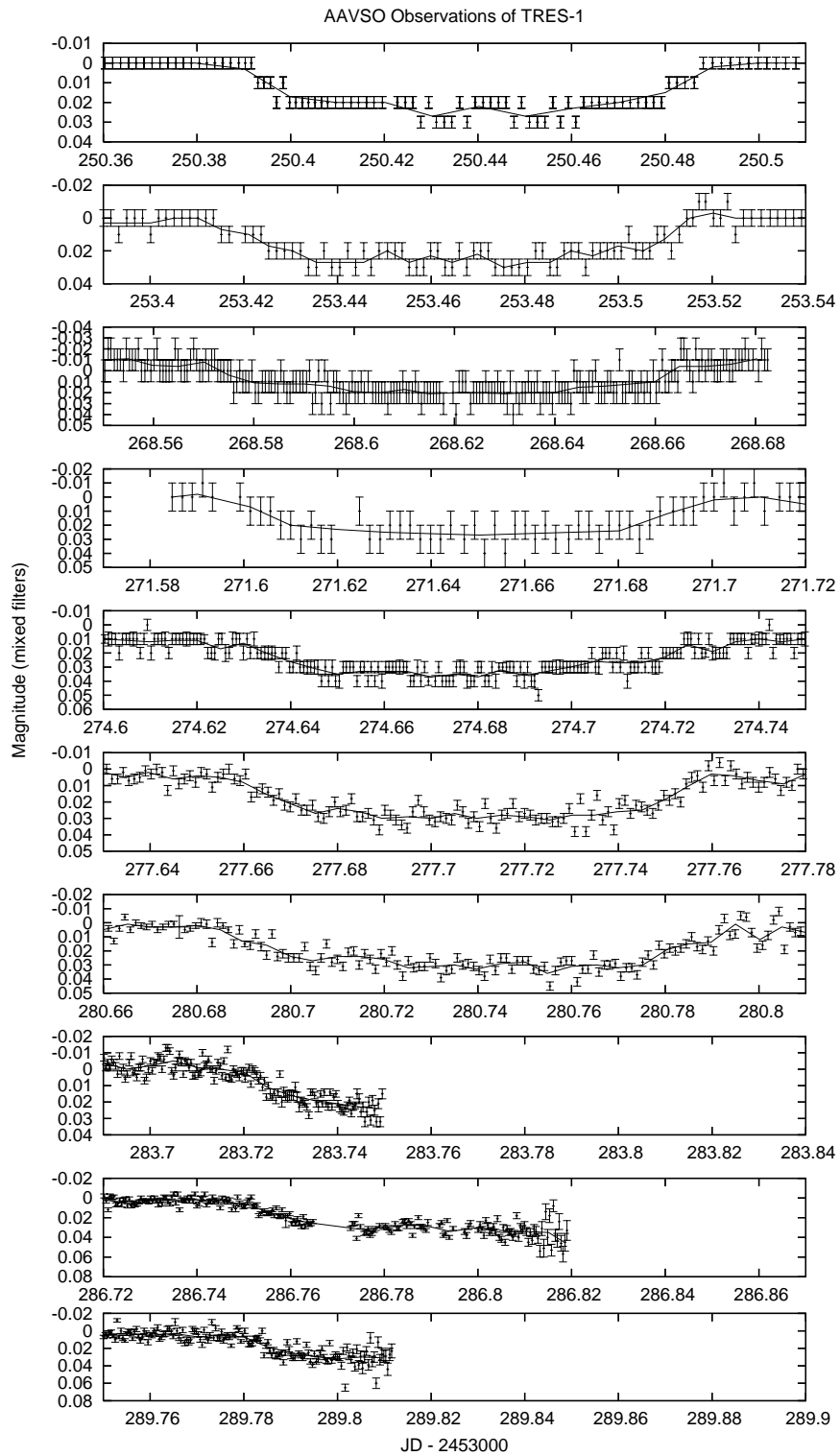
Table 1: Observed TrES-1b Transit Windows

Visual inspection of the light curves reveals the presense of slight humps at the egress points of some transits (Figure 3). These humps have amplitudes of around 0.005 magnitude and occur around 90 minutes after the transit midpoint. While most individual observations had uncertainties greater than 0.005 magnitudes, when combined the uncertainty can be reduced by a factor inversely proportional to the square root of the number of stacked observations. To determine the statistical significance of the humps a bootstrap Monte Carlo simulation was applied to the data. Given a suitably large sample size, the bootstrap method redistributes the existing data randomly, generating a synthetic data set. If done numerous times the procedure allows uncertainties in the data to be quantified without any assumption of a Gaussian distribution. A model for the egress portion of the transit was developed:

$$m = 0.1\cos(0.071t + 0.5)e^{-0.040t} + 1 \quad (1)$$

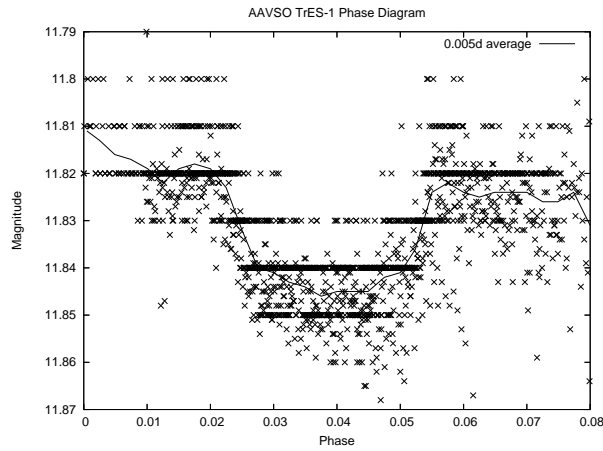
where  $m$  is the amplitude in magnitudes and  $t$  is the time from the transit midpoint in minutes. Bootstrap runs were made on the datasets and post curve fit models using 2,000 trials. The results confirm that the visually detected hump exists to a statistically significant degree. Bissinger's dataset was tested twice for verification and emerged with a mean of 1.01026 (95% confidence level) and 1.01025 (95% confidence level), indicating a high level of reproducibility. High-precision photometry during the 2005 observing season is needed to confirm the brightening episodes.

<sup>1</sup>Data can be downloaded from <http://www.aavso.org/data/download/>

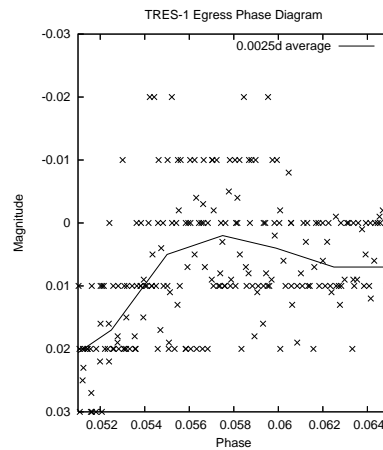


**Figure 1.** Light curves of ten transits. Average line is 0.005d and egress brightenings noted with verticle line. For readability, lower precision data was omitted when higher precision coincident data was available. All measurements and individual uncertainty values are available from [www.aavso.org](http://www.aavso.org).

The AAVSO acknowledges the Curry Foundation for funding of the CCD equipment used in observations by Kereszty.



**Figure 2.** Phase diagram with a 3.030065d period beginning at epoch JD 2453250.3204. Observations were a mix of filtered and unfiltered data which was offset to a common zeropoint. Banding is caused by observers who report 0.01 magnitude accuracy.



**Figure 3.** Detail of the phase diagram in Figure 2 to show brightening during the egress.

#### References:

- Alonso R., Brown, T.M., Torres G. et al., 2004, <http://arxiv.org/abs/astro-ph/0408421>  
 Seagroves, S., Harker, J., Laughlin, G., Lacy, J., Castellano, T. 2003, *Publ. Astron. Soc. Pac.*, **115**, 1355.  
 Landolt, A. 1992, *Astron. Jour.*, **104**, 340  
 Bessell, M.S. 1995, *CCD Astron.*, **2**, 20.