

The $(HeH)^{2+}$ and He_2^{3+} exotic molecular ions can exist in a strong magnetic fieldA.V. Turbiner and J.C. Lopez Vieyra^y

Instituto de Ciencias Nucleares, UNAM, Apartado Postal 70-543, 04510 Mexico

(dated: February 7, 2020)

The Coulombic systems (pe) and (e) , (ppe) , (pe) and $(Li^{3+}Li^{3+}e)$ placed in a magnetic field $B \approx 10^{11}$ G are studied. It is demonstrated a theoretical existence of the exotic ion $(HeH)^{2+}$ in parallel configuration (the magnetic field is directed along internuclear axis) for $B \approx 10^{12}$ G. As for the exotic ion He_2^{3+} it is shown that in spite of strong electrostatic repulsion of particles it can exist in parallel configuration for $B \approx 100$ a.u. ($\approx 2.35 \cdot 10^{11}$ G) in the state 1_g (ground state) as well as in the excited states $1_u; 1_g$. With magnetic field growth, both exotic ions become more and more tightly bound and compact. It seems at the edge of applicability of non-relativistic approximation, $B \approx 4.414 \cdot 10^{13}$ G, three more exotic linear ions $(HeHeH)^{3+}$, $(HeHHe)^{4+}$ and Li_2^{5+} in parallel configuration may also exist.

PACS numbers: 31.15.Pf, 31.10.+z, 32.60.+i, 97.10.Ld

The possibility of formation of new exotic chemical compounds which do not exist in field-free case is one of the most fascinating features of the physics in strong magnetic fields [1, 2]. In particular, it was conjectured long ago that linear chains of molecules (polymer-type molecules), called the Ruderman chains, might exist in strong magnetic fields. In the year 1999, the first theoretical indication for the existence of the exotic one-electron molecular ion H_3^{2+} in magnetic fields $B \approx 10^{11}$ G was provided [3]. It was a sufficiently long-living state decaying to $H_2^+ + p$. However, perhaps the most astonishing result of those studies was the fast increase of the ionization energy of the exotic H_3^{2+} ion with a magnetic field growth in such a way that, finally, for magnetic fields $B \approx 3 \cdot 10^{13}$ G it exceeds the binding energy of the traditional H_2^+ ion. As a result for large magnetic fields the exotic ion H_3^{2+} becomes more stable than the traditional ion H_2^+ . Later in the year 2000, it was indicated the possible existence of the exotic one-electron molecular ion H_4^{3+} for magnetic fields, $B \approx 10^{13}$ G [4].

Many investigations of the Coulombic systems in a strong magnetic field were justified by the fact there exists a strong magnetic field on a surface of neutron stars or some white dwarfs. The recent discovery of absorption features at 0.7 KeV and 1.4 KeV in the X-ray spectrum of the isolated neutron star 1E1207.4-5209 by Chandra X-ray observatory [5] and its further confirmation by XMM-Newton X-ray observatory [6] motivated more profound and extended studies in a strong magnetic field. In particular, a model was constructed of the hydrogenic atmosphere of 1E1207.4-5209 with main abundance of the exotic ion H_3^{2+} [7]. There were already found several other neutron stars whose atmospheres are characterized by absorption features [8, 9]. These discoveries pushed for searching new exotic chemical compounds.

The goal of present article is to investigate bound states in Coulomb system made from one electron and several protons and/or α -particles and placed in a magnetic field. We demonstrate that for sufficiently strong magnetic fields which appear on the surfaces of the neutron stars the exotic ions $(HeH)^{2+}$, He_2^{3+} can exist, while the ions $(HeHeH)^{3+}$, $(HeHHe)^{4+}$ and Li_2^{5+} may appear to exist as well. Our consideration is non-relativistic, based on a variational solution of the Schroedinger equation. Hence, the magnetic field strength is restricted by the Schwinger limit $B = 4.414 \cdot 10^{13}$ G. Also it is based on the Born-Oppenheimer approximation of zero order: the particles of positive charge (protons and α -particles) are assumed to be infinitely massive.

Atomic units are used throughout ($\hbar = m_e = e = 1$), albeit energies are expressed in Rydbergs (Ry). The magnetic field B is given in a.u. with $B_0 = 2.35 \cdot 10^9$ G.

1. $(HeH)^{2+}$ molecular ion. The hybrid system $(HeH)^{2+}$ made out of α -particle, proton and electron, (pe) , was attempted to explore for field-free case [10] and in [11] for the case of magnetic field of intermediate strength $B = 1$ a.u. In both studies no indication to appearance of a bound state was observed. In this Section we show that for large magnetic fields $B \approx 10^{12}$ G the exotic hybrid ion $(HeH)^{2+}$ can exist as a sufficiently long-living state which decays to $He^+ + p$.

The Hamiltonian which describes the ground state of two infinitely heavy centers a and b of charges $Z_1 = Z$ and $Z_2 = 1$ situated on the z axis, and electron placed in a uniform constant magnetic field directed along the z axis, $B = (0; 0; B)$ is given by

$$\hat{H} = -\frac{\nabla^2}{2} + \frac{B^2}{4} z^2 + \frac{2Z}{R} + \frac{2Z}{r_1} + \frac{2}{r_2}; \quad r^2 = x^2 + y^2 \quad (1)$$

(for geometrical setting see Fig.1 where $Z_1 = Z$ and $Z_2 = 1$), the vector potential is chosen in symmetric gauge

$$A = \frac{B}{2} (-y; x; 0) : \quad (2)$$

The case of the $(HeH)^{2+}$ system corresponds to $Z_1 = 2$

^y On leave of absence from the Institute for Theoretical and Experimental Physics, Moscow 117259, Russia; Electronic address: turbiner@nuclecu.unam.mx

^y Electronic address: vieyra@nuclecu.unam.mx

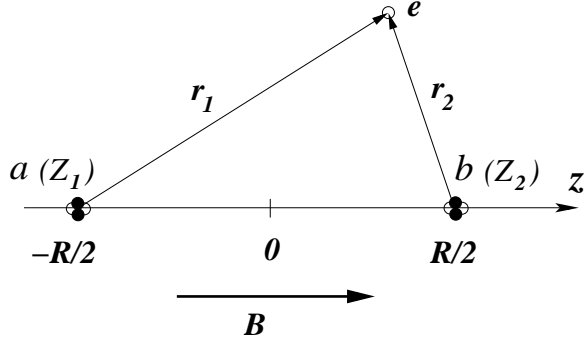


FIG. 1: Geometrical setting for the system of two charged centers of the charges Z_1 and Z_2 placed on a magnetic line (parallel conuration).

and $Z_2 = 1$. To study the ground state of the Hamiltonian (1) we use the variational method with the physically relevant trial function. The recipe of the choice of the trial function is presented in [18]. It is similar to one which was successfully used to explore the He^+ molecular ion in a strong magnetic field (see, for example, [13]). The trial function has a form

$$\psi_{\text{trial}} = A_1 \psi_1 + A_2 \psi_2; \quad (3)$$

where

$$\psi_1 = e^{-\frac{1}{2}r_1} e^{-\frac{1}{4}B^2} + A e^{-\frac{1}{2}r_2} e^{-\frac{1}{4}B^2}; \quad (4a)$$

$$\psi_2 = e^{-\frac{3}{4}r_1} e^{-\frac{3}{4}B^2}; \quad (4b)$$

here ψ_1, ψ_2 , and A are variational parameters. The function ψ_1 simulates the incoherent interaction of the electron with charged centers, where the parameter A "measures" an asymmetry in the interaction of the electron with a and b . On the contrary, ψ_2 describes the coherent interaction of the electron with a and b . Considering the internuclear distance R as a variational parameter we have in total 10 variational parameters (a free normalization of the trial function (3) allows us to keep fixed one of the parameters $A_{1,2}$).

The results of calculations of the total (E_T), binding (E_b) energies and equilibrium distance (R_{eq}) as well as the position and the height of the barrier on the total energy curve of the system (ψ) are presented in Table I for the magnetic fields $B \approx 1000 \text{ a.u.}$. The minimum is clearly seen and the height of the barrier grows quickly with a magnetic field increase. Binding energy of $(\text{HeH})^{2+}$ grows very fast with the magnetic field increase, but it is always slightly smaller than the binding (ionization) energy of the He^+ atomic ion [19]. This implies that $(\text{HeH})^{2+}$ is unstable towards a decay to $\text{He}^+ + p$ but it does not decay to $\text{H} + e$. In Fig. 2 the total energy of $(\text{HeH})^{2+}$ viz. internuclear distance R is shown at $B = 10000 \text{ a.u.}$ as an illustration. At large internuclear distances R , the behavior of the total energy is defined by the interaction of He^+ and p . It

can be modelled by the repulsive $2/R$ -interaction term that is displayed by the dotted line in Fig. 2, which is in good agreement with our numerical results. The equilibrium distance R_{eq} shrinks down quite drastically, reducing almost by a factor of three from $B = 1000 \text{ a.u.}$ to $4.414 \cdot 10^{13} \text{ G}$ (see Table I). Thus, the $(\text{HeH})^{2+}$ ion becomes more compact as the magnetic field increases. The position of the maximum of the total energy curve $E_T(R)$ also reduces with magnetic field increase but not so dramatically as for R_{eq} (see Table I). Together with the increase of the height of the barrier (see Table I), it indicates an increase in lifetime of $(\text{HeH})^{2+}$ with magnetic field growth. Quantitative study of the lifetime will be done elsewhere. The results of calculation of the energy of the lowest vibrational state (see Table I) leads to a conclusion that for magnetic fields $B \approx 10^{13} \text{ G}$ the lowest vibrational state of $(\text{HeH})^{2+}$ can also exist (for illustration see Fig. 2). Finally, one can draw a conclusion that the exotic ion $(\text{HeH})^{2+}$ can exist in magnetic fields $B \approx 10^{12} \text{ G}$ as a quasi-stationary state with the total energy which is slightly higher than the total energy of the atomic ion He^+ . However, the energy difference of $(\text{HeH})^{2+}$ and He^+ reduces as a magnetic field grows. If this tendency will continue beyond the Schwinger limit at some magnetic field the exotic molecular ion $(\text{HeH})^{2+}$ will become more bound than He^+ .

We attempted to study the existence of the bound state of the system made from lithium nuclei, proton and electron, in other words, does the ion $(\text{LiH})^{3+}$ can exist. The Hamiltonian is given by (1) at $Z = 3$. The same trial function (4) is used. It turns out that at $B \approx 7 \cdot 10^{14} \text{ G}$ a total energy curve displays a well-pronounced minimum. Nevertheless, we can not draw any definite conclusion, since these values of the magnetic field strength are quite far beyond a domain of applicability of non-relativistic consideration.

2. The molecular ion He_2^{3+} . Can one electron bind two particles in a strong magnetic field? Although, on the first sight the question sounds surprising, it was just mentioned [12] that based on semi-qualitative arguments the system (e) can develop a bound state for sufficiently strong magnetic fields.

The Hamiltonian which describes two infinitely heavy centers of charge Z situated on the z axis and one electron placed in a uniform constant magnetic field directed along the z axis, $B = (0; 0; B)$ is given by

$$H = -\frac{\hbar^2}{2m} \nabla^2 + \frac{2Z^2}{R} + \frac{2Z}{r_1} + \frac{2Z}{r_2}; \quad (5)$$

(see Fig. 1 for notations), where the vector potential is chosen in symmetric gauge (2). For simplicity we drop off the linear in B term (for the ground state the magnetic quantum number which corresponds to z -component of the angular momentum is equal to zero).

As a method to explore the problem we use the variational procedure. The recipe of choice of trial functions is based on physical relevance arguments and is described in full generality in [18]. The ground state trial function

TABLE I: Total E_T , binding E_b energies and the equilibrium internuclear distance R_{eq} of the hybrid $(HeH)^{2+}$ molecular ion in different magnetic fields; the binding energy $E_b^{He^+}$ of the atomic He^+ ion is given for comparison, data marked by (*) are found using interpolation procedure and scaling (see footnote 19). R_{max} denotes a position of the maximum of the potential energy barrier, E_{max}^{min} is the height of the potential energy barrier, E_{vib}^0 is the lowest vibrational energy.

B	R_{eq} (a.u.)	E_T (Ry)	E_b (Ry)	$E_b^{He^+}$ (Ry)	R_{max} (a.u.)	E_{max}^{min} (Ry)	E_{vib}^0 (Ry)
1000 a.u.	0.320	962.694	37.306	40.541	0.415	0.045	0.12
10^{13} G	0.186	4195.830	59.489	62.393 (*)	0.370	1.104	0.41
10000 a.u.	0.143	9922.906	77.094	79.099 (*)	0.338	2.481	0.65
$4.414 \cdot 10^{13}$ G	0.120	18690.398	92.581	93.456 (*)	0.315	3.98	0.87

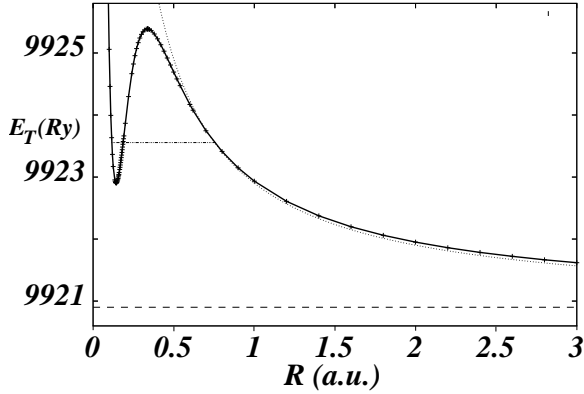


FIG. 2: Total energy curve, E_T viz. R , for the $(HeH)^{2+}$ molecular ion at $B = 10000$ a.u.; the dash line marks the total energy of the He^+ atomic ion, the solid horizontal line shows the lowest vibrational energy of $(HeH)^{2+}$. Dotted line corresponds to $2=R$.

is exactly the same as a function which was successfully used to explore the H_2^+ molecular ion in a strong magnetic field [13, 14, 15]. It has a form

$$\text{trial} = A_1 \psi_1 + A_2 \psi_2 + A_3 \psi_3; \quad (6)$$

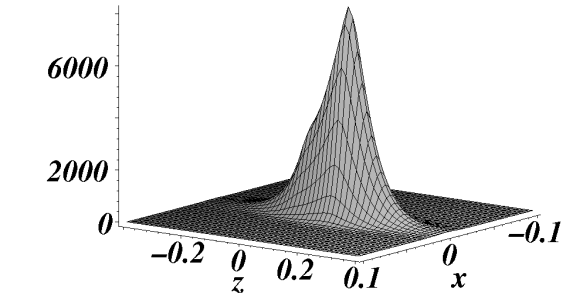
with

$$\psi_1 = e^{-\frac{1}{2}Z(r_1+r_2)} e^{-\frac{1}{4}B^2} \quad (7a)$$

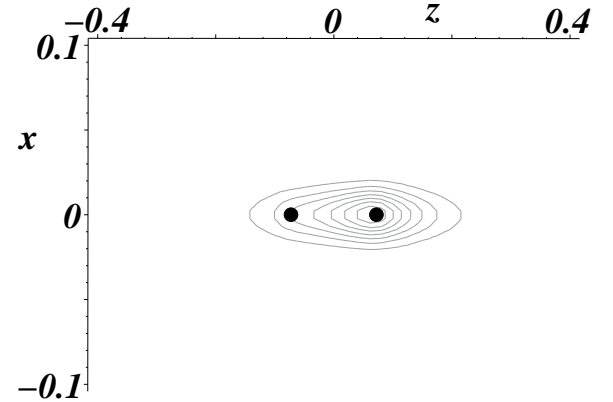
$$\psi_2 = (e^{-\frac{1}{2}Zr_1} + e^{-\frac{1}{2}Zr_2}) e^{-\frac{1}{4}B^2} \quad (7b)$$

$$\psi_3 = (e^{-\frac{1}{2}Zr_1} e^{-\frac{1}{2}Zr_2} + e^{-\frac{1}{2}Zr_1} e^{-\frac{1}{2}Zr_2}) e^{-\frac{1}{4}B^2} \quad (7c)$$

(cf. (4)), where ψ_1, ψ_2 , and A_1, A_2, A_3 are variational parameters. It is worth mentioning that the trial function (6) – (7) has provided for H_2^+ the accurate results for $B \leq 10^9$ G, which are the most accurate at $B \leq 10^{10}$ G [15] so far. Considering the internuclear distance R as a variational parameter we end up with ten variational parameters (the normalization of the trial function (6) allows us to keep fixed one of the A_1, A_2, A_3 parameters). The functions ψ_1, ψ_2 are a modification of the celebrated Heitler-London and Hund-Mulliken functions, correspondingly, by multiplication to the lowest Landau



(a)



(b)

FIG. 3: $(HeH)^{2+}$ at $B_R = 10000$ a.u.: the electronic distribution $j(x; y=0; z)j^2 = j(x; y; z)j^2 d^3r$ (a) and their contours (b)

orbital. The functions ψ_1, ψ_2 describe the coherent (incoherent) interaction of the electron with charged centers, respectively. The function ψ_3 is a modified Guillemin-Zener function. It is a non-linear superposition of ψ_1, ψ_2 .

We performed accurate variational calculations of the

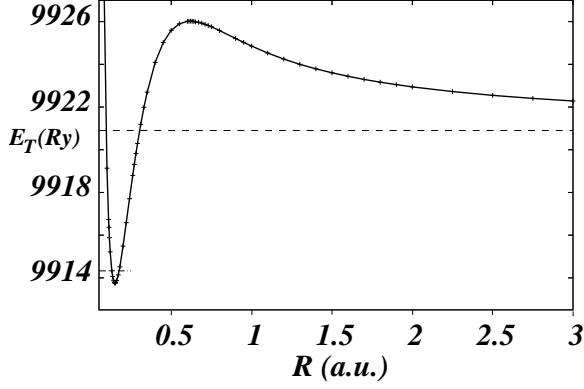
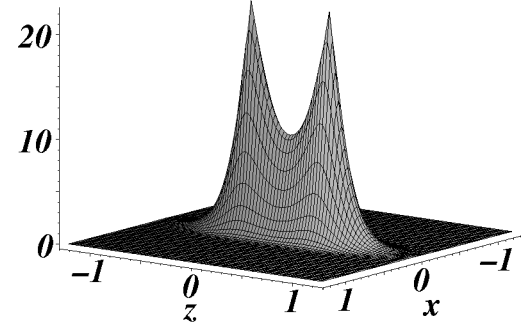


FIG. 4: Total energy E_T viz. the internuclear distance R for the He_2^{3+} at $B = 10000 \text{ a.u.}$ Total energy of the atomic ion He^+ is shown by dashed line, the position of the lowest vibrational state is indicated by dotted line.

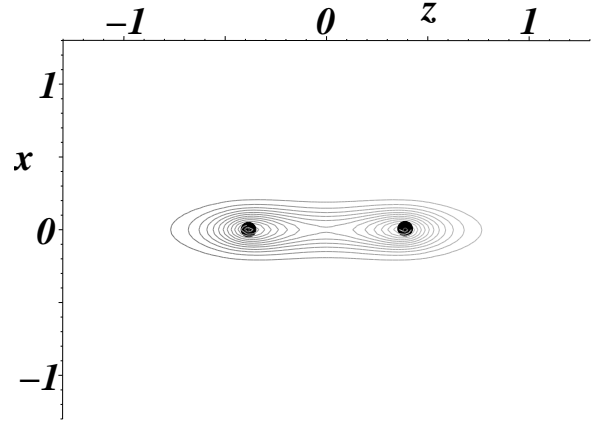
total energy for the system (e) in magnetic fields ranging $B \sim 10^{10} - 4.414 \cdot 10^{13} \text{ G}$ in the parallel configuration (two nuclei are situated on the same magnetic line). The results indicate that for magnetic fields $B \sim 100 \text{ a.u.}$ ($\approx 2.35 \cdot 10^{11} \text{ G}$) any total energy curve displays the clear minimum for finite values of the internuclear distance R , indicating the existence of the exotic molecular ion He_2^{3+} (see Table II). The equilibrium distance shrinks drastically as a magnetic field increases making the system more and more compact. The binding (ionization) energy also grows fast as a magnetic field increases. It is interesting to make a comparison of the binding energy E_b of the He_2^{3+} molecular ion with the binding energy $E_b^{\text{He}^+}$ of the He^+ atomic ion. For magnetic field range $B < 1000 \text{ a.u.}$, the ion is unstable towards the decay $\text{He}_2^{3+} \rightarrow \text{He}^+ + e^-$. As for $B \sim 1000 \text{ a.u.}$, the decay is forbidden and the exotic ion He_2^{3+} becomes stable. It is quite impressive that the binding energies of the He_2^{3+} are almost two times larger than the binding energies of the H_2^+ molecular ion for the whole region where both ions can exist (see Table II).

Any potential curve of the total energy of He_2^{3+} is characterized by the barrier (for illustration see Fig. 4). A position of the maximum of the barrier R_{max} is reduced with an increase of a magnetic field, but reduction is not as sharp as for R_{eq} . The height of the barrier $E_{\text{max}} - E_{\text{min}}$ grows very fast with increase of a magnetic field, much faster than the binding energy (see Table II). These two facts can be considered as an indication that the lifetime of He_2^{3+} grows with magnetic field. A quantitative study of the lifetime will be presented elsewhere.

We make a study of the lowest vibrational state and find that this state exists for $B \sim 100 \text{ a.u.}$ (see Table II). The energy of the lowest vibrational state (measured



(a)



(b)

FIG. 5: Electronic distribution $j(x; y = 0; z) = \int j(x; y; z) j^2 d^3 r$ (a) and their contours (b) for the He_2^{3+} molecular ion at $B = 100 \text{ a.u.}$

from the minimum of the potential curve) is

$$E_{\text{vib}}^0 = \frac{\hbar^2}{2\mu} \kappa;$$

where $\mu = 2m_{\text{proton}}$ is the reduced mass of the system of two particles (considering $m_{\text{neutron}} = m_{\text{proton}} = 1836.15 m_e$) and κ is the curvature (in a.u.) of the potential energy curve near the minimum. It seems evident that other vibrational states can exist for high magnetic fields.

The electronic distributions are illustrated in Figs. 5-6 for $B = 100 \text{ a.u.}$ and 1000 a.u. . In a domain of magnetic fields where the He_2^{3+} ion can exist the electronic distribution has two clear pronounced peaks near the positions of the charged centers. With a magnetic field increase the peaks become less and less pronounced. Near the Schwinger limit $B = 4.414 \cdot 10^{13} \text{ G}$ the electronic distri-

TABLE II: Results for the He_2^{3+} molecular ion in a strong magnetic field. $E_T; E_b$ are the total and binding energies, R_{eq} the equilibrium internuclear distance, E^{max}_{min} is the height of the barrier and R_{max} corresponds to the position of the maximum of the barrier. The lowest vibrational energies E_{vib}^0 are presented. The binding energy $E_b^{He^+}$ of the atomic He^+ ion is given for comparison, data marked by (*) are found using interpolation procedure and scaling (see footnote on p.4).

B	R_{eq} (a.u.)	E_T (Ry)	E_b (Ry)	$E_b^{He^+}$ (Ry)	$E_b^{He^2+}$ (Ry)	R_{max} (a.u.)	E^{max}_{min} (Ry)	E_{vib}^0 (Ry)
100 a.u.	0.779	83.484	16.516	19.121	10.291	1.02	0.033	0.026
10^{12} G	0.420	396.864	28.668	30.931 (*)	17.143	0.90	1.024	0.100
1000 a.u.	0.309	960.732	39.268	40.541	22.779	0.82	2.466	0.169
10^{13} G	0.193	4190.182	65.137	62.393 (*)	35.754	0.70	7.328	0.366
10000 a.u.	0.150	9913.767	86.233	79.099 (*)	45.797	0.62	12.25	0.561
$4.414 \cdot 10^{13}$ G	0.126	18677.857	105.121	93.456 (*)	54.502	0.58	17.19	0.739

B	State	E_T (Ry)	E_b (Ry)	R_{eq} (a.u.)
$4.414 \cdot 10^{13}$ G	1_u	18706.914	76.065	0.168
	1_g	18718.732	64.247	0.195

TABLE III: Excited states of the He_2^{3+} molecular ion at $B = 4.414 \cdot 10^{13}$ G.

but ion becomes almost uniform between the positions of charges with exponential decay outside. Average transverse size of the distribution coincides approximately to the Larmor radius.

It can be concluded that the He_2^{3+} ion can exist for $B \leq 100$ a.u. This raises the question about the existence of excited states of He_2^{3+} . Guided by the results for H_2^+ where the lowest-lying excited states were the lowest states but for magnetic quantum numbers $m = 1; 2$ [15], we perform a study of $1_u; 1_{ug}; 1_{gu}$ states. We use the trial functions similar to those which were applied to study the excited states of H_2^+ [15]. It turns out that $1_u; 1_g$ states of positive z -parity exist (see Table III for $B = 4.414 \cdot 10^{13}$ G), while the states of the negative z -parity $1_u; 1_g; 1_u$ are repulsive.

3. The systems Li_2^{5+} , $(\text{He}-\text{He}-\text{H})^{3+}$, $(\text{He}-\text{H}-\text{He})^{4+}$.

The molecular ion Li_2^{5+}

Using the same method as for the He_2^{3+} molecular ion let us check the existence of the Li_2^{5+} molecular ion in a magnetic field in parallel configuration. This system contains two Li nuclei and one electron. It is described by the Hamiltonian (5) at $Z = 3$ (see Fig. 1 with $Z_1 = Z_2 = 3$). We used the same variational trial functions (6)–(7) as in the study of H_2^{3+} . We were unable to find any indication to a minimum in the domain of applicability of the non-relativistic approximation $B \leq 4.414 \cdot 10^{13}$ G. Therefore, we state that likely the ion Li_2^{5+} does not exist in this domain. However, beyond of this domain, at $B \leq 6 \cdot 10^{13}$ G the total energy

curve begins to display a minimum. Although a contribution of relativistic corrections for this magnetic field is unknown it seems natural to assume that they do not change dramatically the situation. Keeping this in mind, we made calculations for $B \leq 7 \cdot 10^{13}$ G. The total energy has the well-pronounced minimum at $R = 0.17$ a.u. and the minimal energy is equal to 29625.18 Ry. The top of the potential barrier is located at $R = 0.25$ a.u. and the height of the barrier is $E = 0.7$ Ry. The total energy of the atomic Li^{2+} ion is $E_T(\text{Li}^{2+}) = 29595.37$ Ry [20]. The system $(\text{Li}^{3+} \text{Li}^{3+} e)$ is unstable towards dissociation $\text{Li}_2^{5+} \rightarrow \text{Li}^{2+} + \text{Li}^{3+}$. The dissociation energy is very large, ~ 30 Ry.

The $(\text{H}-\text{He}-\text{H})^{3+}$ and $(\text{He}-\text{H}-\text{He})^{4+}$ molecular ions

Let us check the existence of bound states of three-center linear one-electron systems (ppe) and (pe). If they exist, it would be an indication to the existence of the molecular ions $(\text{H}-\text{He}-\text{H})^{3+}$ and $(\text{He}-\text{H}-\text{He})^{4+}$, correspondingly. It seems natural to assume that if above systems would exist the optimal configuration should be parallel configuration, when the charge centers are situated along a magnetic line. Since two centers are identical there can appear two physical configurations depending on where the third particle is situated: either between two identical particles (symmetric configuration) or as a side particle (asymmetric configuration). Geometrical setting is presented in Fig. 7. Below we state that a symmetric configuration when the third particle is in between the identical particles the bound state for each system does exist, when the asymmetric configuration never leads to bound state.

As a method to explore the problem is the variational procedure. The recipe of choice of trial functions is based on physical relevance arguments and is described in full generality in [18], where the reader is addressed. The ground state trial function is similar to one which was successfully used to explore the H_3^{2+} molecular ion in a strong magnetic field [3, 16] when the permutation symmetry holds for two centers. Since we are able to find the binding in a symmetric configuration only when the third particle is in between the identical particles, we present explicitly the trial function for this case. It is of the form

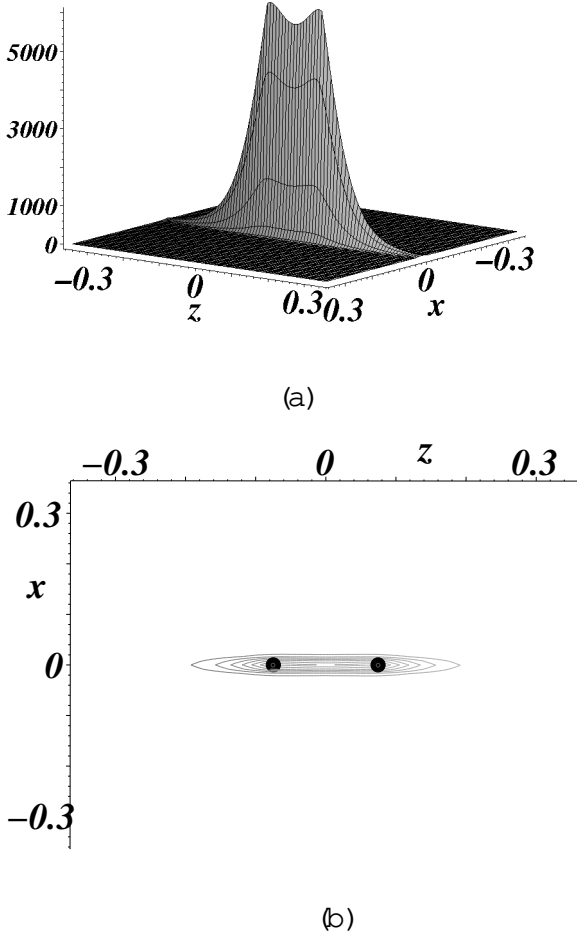


FIG. 6: Electronic distribution $j(x,y,z)$ (a) and their contours (b) for the He_2^{3+} molecular ion at $B = 10000 \text{ a.u.}$

$$\text{trial} = A_1 \psi_1 + A_2 \psi_2 + A_3 \psi_3; \quad (8)$$

with

$$\psi_1 = e^{-\frac{1}{2}r_1} e^{-\frac{1}{2}r_2} e^{-\frac{1}{2}r_3} e^{-\frac{1}{4}B^2} \quad (9a)$$

$$\psi_2 = (e^{-\frac{3}{2}r_1} + e^{-\frac{3}{2}r_3}) e^{-\frac{1}{2}r_2} e^{-\frac{1}{4}B^2} \quad (9b)$$

$$\psi_3 = (e^{-\frac{5}{2}r_1} e^{-\frac{3}{2}r_3} + e^{-\frac{3}{2}r_1} e^{-\frac{5}{2}r_3}) e^{-\frac{1}{2}r_2} e^{-\frac{1}{4}B^2} \quad (9c)$$

where ψ_1, ψ_2, ψ_3 , and A_1, A_2, A_3 are variational parameters. Taking the internuclear distances R as variational parameters we end up with 14 variational parameters in total (the normalization of the trial function (8) allows us to keep fixed one of the A_1, A_2, A_3 parameters). The functions ψ_1 describes coherent interaction of the electron with charged centers, when ψ_2 describes incoherent interaction of the electron with identical centers.

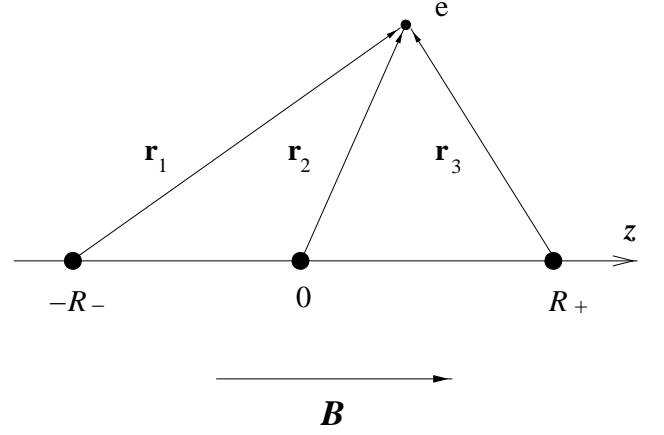


FIG. 7: Geometrical setting for a problem of three charged centers situated along a magnetic line. The charged centers (marked by bullets) are situated on the z -line at distances R from the central charge which is placed at the origin.

Near the Schwinger limit $B = 4.414 \cdot 10^{13} \text{ G}$ for both systems (ppe) and (pe) in symmetric configuration (p-p) and (p-p) the well-pronounced minimum in total energy occurs at $R_+ = R_-$ (see Table IV). No indication to the binding in asymmetric configuration (p-p) and (p-p) is found. For both systems the potential well is rather shallow, the potential barrier heights are 0.34 Ry and 0.26 Ry , respectively. But as a magnetic field increases it deepens quickly for both systems. Both systems are quite compact (here $R_{\text{eq}} = R_+ + R_-$, see Table IV). The lifetimes of these systems are very short. The ion $(\text{H-H-e-H})^{3+}$ is highly unstable towards decays $(\text{HeH})^{2+} + \text{p}$, $(\text{He})^+ + 2\text{p}$, but it does not decay $\text{H}_2^+ + \text{p}$ or $\text{H} + \text{p}$. In turn, the ion $(\text{He-H-He})^{4+}$ is highly unstable towards decays $(\text{HeH})^{2+} + \text{p}$, $\text{He}_2^{3+} + \text{p}$, but it does not decay to $\text{He}^+ + \text{p}$ or $\text{H} + 2\text{p}$.

Conclusion. We presented theoretical arguments about a possible existence of exotic ions $(\text{HeH})^{2+}$ and He_2^{3+} as well as some indications to the existence of the exotic ions Li_2^{5+} , $(\text{H-H-e-H})^{3+}$, $(\text{He-H-He})^{4+}$. A striking conclusion can be drawn that the exotic molecular ion He_2^{3+} is the most bound one-electron system among those made from protons and/or α particles at strong magnetic field $> 1000 \text{ a.u.}$ It is then followed by two other α -particle containing ions, He^+ and $(\text{HeH})^{2+}$ (see Tables II-IV). It is worth mentioning that H -atom—the only neutral one-electron system—is the least bound one. The ion He_2^{3+} is stable and it exists also in the excited states. In Table IV a comparison of total energies of different one-electron systems at the magnetic field $B = 4.414 \cdot 10^{13} \text{ G}$ is given.

Acknowledgments

This work was supported in part by CONACYT grant 36650-E (Mexico). The authors are grateful to H. M. Edel

TABLE IV: Ground states of different one-electron systems at $B = 4.414 \cdot 10^{13}$ G. All energies are in (Ry) and R_{eq} in (a.u.). Total energies E_T^H and $E_T^{He^+}$ were extracted from data for the Hydrogen atom (see footnote on p.4).

System	E_T	E_b	R_{eq}	E_T^H	$E_T^{H^2+}$	$E_T^{H^3+}$	$E_T^{He^+}$	$E_T^{(HeH)^{2+}}$	$E_T^{He_2^{3+}}$
$(H-He-H)^{3+}$	18703.29	79.69	0.37	18750.21	18728.48	18727.75	18689.53	18690.40	18677.86
$(He-H-He)^{4+}$	18712.22	70.76	0.34						

for a participation in the numerical calculations in an early stage of the work.

-
- [1] B.B. Kadomtsev and V.S. Kudryavtsev, Pis'ma ZhETF 13, 15, 61 (1971);
Sov. Phys. { JETP Lett. 13, 9, 42 (1971) (English Translation);
ZhETF 62, 144 (1972);
Sov. Phys. { JETP 35, 76 (1972) (English Translation)
- [2] M. Ruderman, Phys. Rev. Lett. 27, 1306 (1971); in IAU Symp. 53, Physics of Dense Matter, (ed. by C.J. Hansen, Dordrecht: Reidel, p. 117, 1974)
- [3] A. Turbner, J.C. Lopez and U. Solis H., Pis'ma v ZhETF 69, 800-805 (1999);
JETP Letters 69, 844-850 (1999) (English Translation) (astro-ph/980929)
- [4] J.C. Lopez V. and A. Turbner, Phys. Rev. A 62, 022510 (2000) (astro-ph/9911535)
- [5] D. Sanwal et al., ApJL, 574, L61 (2002) (astro-ph/0206195)
- [6] G.F. Bignamiet al, Nature 423, 725-727 (2003)
- [7] A.V. Turbner and J.C. Lopez Vieyra, Mod. Phys. Lett. A 19, 1919-1923 (2004) (astro-ph/0404290)
- [8] M.H. van Kerkwijk et al., ApJ, 608, 432-443 (2004) (astro-ph/0311195)
- [9] J. Vink et al., ApJL, 609, L75-L78 (2004) (astro-ph/0404195)
- [10] T.G. Winter, M.D. Duncan and N.F. Lane, J. Phys. B 10, 285 (1977)
- [11] U. Wille, Phys. Rev. A 38, 3210-3235 (1988)
- [12] R.D. Benguria, R. Brummelhuist, P. Duclos and S. Perez-Oyarzun, J. of Phys. B 37, 2311-2320 (2004) (math-ph/0403034)
- [13] J.C. Lopez, P.O. Hess and A. Turbner, Phys. Rev. A 56, 4496 (1997) (astro-ph/9707050)
- [14] A.V. Turbner and J.C. Lopez Vieyra, Phys. Rev. A 68, 012504 (2003),
- [15] A.V. Turbner and J.C. Lopez Vieyra, Phys. Rev. A 69, 053413 (2004),
- [16] A.V. Turbner, J.C. Lopez-Vieyra and N.L. Guevara, Preprint ICN-UNAM 04-07, pp 26, June 2004 (astro-ph/0406473)
Phys. Rev. A (2004) (submitted)
- [17] Yu.P. Kravchenko, M.A. Liberman and B. Johansson, Phys. Rev. A 54, 287-305 (1996)
- [18] A.V. Turbner, ZhETF 79, 1719 (1980); Soviet Phys.-JETP 52, 868 (1980) (English Translation);
Usp. Fiz. Nauk. 144, 35 (1984); Sov. Phys. { Uspekhi 27, 668 (1984) (English Translation);
Yad. Fiz. 46, 204 (1987); Sov. Journ. of Nucl. Phys. 46, 125 (1987) (English Translation);
Doctor of Sciences Thesis, IITP, Moscow, 1989 (unpublished), "Analytic Methods in Strong Coupling Regime (large perturbation) in Quantum Mechanics"
- [19] The energies for He^+ are calculated using the scaling relation $E_T(BZ^2; Z) = Z^2 E_T(B; Z = 1)$ which connect the total energy of the hydrogen atom and the total energy of one-electron ion with nuclei of charge Z . This relation holds in the approximation of infinite nuclear mass. The total energies of the hydrogen atom are taken from the accurate calculations [17] and then interpolated.
- [20] It was found using the scaling relation and data for the H-atom [17])