

Galactic Model Identification Through Parallax and Astrometry of Microlensing Events

Sohrab Rahvar^{1,2,*} and Sima Ghassemi^{1,**}

¹ Department of Physics, Sharif University of Technology, P.O. Box 11365-9161,
Tehran, Iran

² Institute for Studies in Theoretical Physics and Mathematics, P.O. Box 19395-
5531, Tehran, Iran

Received *****; Accepted *****

Abstract. In recent years various models for the galactic structure and massive compact halo objects (MACHOs) for the interpretation of microlensing candidates of Large Magellanic Cloud (LMC) have been proposed. A direct way to identify the best model is measuring the lens parameters, which can be obtained by measuring the Einstein crossing time and parallax effect on the microlensing light curve and the astrometry of centroid of images. Here in this work, the theoretical distribution of these parameters for comparison with the observations is obtained for the various power-law galactic models and mass functions (MF). For the self-lensing as one of the models for the interpretation of LMC events, the maximum shift of centroid of images and the parallax parameter are one order of magnitude smaller than the halo ones. The shifting of centroid of images $0.02mas$, for the LMC events is unlikely to be observed by the astrometric missions such as FAME, GAIA and SIM. This can be used as a test for the self-lensing .

Key words. Cosmology: dark matter – gravitational lensing

1. Introduction

Following the observational evidences for the existence of dark matter many candidates have been proposed for this type of matter. One of the candidates was the massive compact halo objects (MACHOs) that can be in the baryonic or even non-baryonic form. Paczyński (1986) proposed the gravitational microlensing method as an indirect observation of MACHOs. Microlensing effect is the magnification of a background star while

Send offprint requests to: S. Rahvar

* e-mail: rahvar@sharif.edu

** e-mail: sima_gh@mehr.sharif.ac.ir

a MACHO passing through the line of sight of an observer. Due to small separation between the images produced by the lensing, it is impossible to resolve them by the ground-based telescopes and only the duration of the magnification can be measured by observing the light curve of stars.

For one decade many groups contributed in this experiment and observed the Large and Small Magellanic Clouds' stars to measure the contribution of MACHOs in the halo mass and estimate the mass of MACHOs. Due to the degeneracy between the lens parameters (i.e. mass of the lens, distance and the transverse velocity), it is impossible to identify them just by measuring the duration of events. The degeneracy problem makes us unable to find the distribution of MACHOs in the galaxy and the only way is using statistical methods by analyzing the duration distribution of events. On the other hand, the low number of events observed in the direction of LMC causes a considerable Poisson fluctuation and identification of the Galactic models needs more events to be detected and this can be done by the next generation of microlensing surveys. One of the alternative ways to overcome the problem of statistical fluctuation is improving the quality of light curves, measuring the other observable parameters which can break the degeneracy between the lens parameters.

Apart from the duration of microlensing events, there are two more observable parameters that can be measured by the accurate observation of light curves. Gould (1992) showed that the effect of rotation of earth around the sun on the microlensing light curve is deviation of light curve from the Paczyński's one. The possibility of observing this (parallax) effect has been studied towards the galactic bulge Buchalter & Kamionkowski and Large Magellanic Cloud Gould 1998. A strategy of observation to have enough accurate microlensing light curves (with the significant parallax signature) has been proposed to distinguish two extreme Galactic models of Milky Way and test the hypothesis of self-lensing (Rahvar et al. 2003). However, using the parallax effect is not enough to distinguish the Galactic model with the small number of microlensing events.

The displacement of the position of images due to the microlensing can also be measured with a high resolution astrometry. The typical angular separations of multiple images formed by microlensing in the direction of Magellanic Clouds is $1mas$ Paczyński 1996, Paczyński 1998 and the centroid of the images is expected to move about $0.1mas$. The astrometric missions such as FAME¹, SIM² and GAIA³ which will be launched in 2000s, achieve this high precision. Astrometric accuracies anticipated for those missions are: $50\mu as$ for FAME, and $10\mu as$ (or possibly higher) for SIM and GAIA. This positional shift of images can also be used to break one more degree of degeneracy. The advantage of astrometric microlensing is that the probabil-

¹ <http://www.usno.navy.mil/FAME/>

² http://planetquest.jpl.nasa.gov/SIM/sim_index.htm

³ <http://astro.estec.esa.nl/GAIA/>

ity of observing a microlensing event is larger than that of photometric microlensing Miralda-Escude 1996, Dominik & Sahu 2000, Honma 2001.

Here, in this work we obtain the distributions of the parameters of the duration of events, parallax and astrometry for various power law halo models with various mass functions (MF) and LMC itself (so-called self-lensing). We show that for the self-lensing model, the parallax and the astrometric parameters are one order of magnitude smaller than the of halo lensing.

The organization of the paper is as follows: In Section 2 we discuss about the degeneracy problem in the microlensing and show how the astrometry accompanying the parallax measurements can break the degeneracy between the lens parameters. In Section 3 we introduce the power law halo models in the Milky Way and obtain the theoretical distributions of events duration, parallax and astrometry parameters in the Dirac-Delta and spatially varying MFs of MACHOs. In section 4 we discuss about the hypothesis of self-lensing and the distribution of observable parameters in this model. The results are discussed in Section 5.

2. Non-Standard microlensing and degeneracy breaking

The Einstein crossing time of the microlensing events (t_e), depends on the mass, distance and the transverse velocity of the lenses. To break this degeneracy we can measure the deviation of the light curve from the Paczyński one due to the parallax effect and the displacement of the center of images during the lensing. Here in this section we give a brief account on these effects.

2.1. Parallax effect on the microlensing light curve

As the earth is rotating around the sun, its velocity component projected on the deflector plane is not negligible compared to the transverse speed of the deflector. So the apparent velocity of the deflector with respect to the line of sight is a cycloid instead of a straight line and this effect causes the light curve of the microlensing event deviate from that of considering solar-base observer Alcock et al. 1995. The deviation of the light curve from a simple microlensing is described by the parameter δu which is the projection of the earth orbital radius (a_\oplus) in the deflector plane in unit of Einstein radius and the projected transverse speed of deflector (\tilde{v}) on the earth's orbit. δu and \tilde{v} are defined as follows:

$$\delta u = a_\oplus(1 - x)/R_E, \quad (1)$$

$$\tilde{v} = \frac{R_E}{t_E(1 - x)}, \quad (2)$$

where R_E is the Einstein radius and x is ratio of the observer-lens to the observer-source distances. Equations (1,2) shows that by measuring the signature of parallax effect in the microlensing light curves, we can put constraint on the mass and the distance of the lenses. This effect can reduce one degree of degeneracy between the lens parameters.

2.2. Astrometric microlensing

The angular separations of the images due to the microlensing of the background stars are in the order of one mili arc second (mas). The centroid of the images also during the microlensing moves and sweeps out nearly one mas . Using PSF fitting to the point like images, we can measure the displacement of center of the images. Not only the ground-based telescopes, due to the seeing limit, but also the HST, due to the diffraction limit, can not achieve the resolution of mas . The observations based on interferometry in space may measure this centroid shift. The shift of centroid of the images during the lensing can be derived as follows:

$$\vec{\delta\theta} = \frac{1}{2+u^2} \vec{u} \theta_E, \quad (3)$$

where u is the separation between lens and the source in the lens plane normalized by the Einstein radius, θ_E is the angular size of Einstein radius ($\theta_E = \frac{R_E}{D_{ol}}$, where D_{ol} is the observer-lens distance). For $u = \sqrt{2}$ the angular shift gets its maximum value $\delta\theta_{max} = \frac{\theta_E}{\sqrt{2}}$. Measuring $\delta\theta_{max}$ yields the angular Einstein radius and it can put constraint on the mass and distance of lens from the observer.

2.3. Degeneracy breaking

The Einstein crossing time depends on three parameters of the mass, transverse velocity and distance of lens from the observer through:

$$t_E = \frac{1}{v_t} \sqrt{\frac{4GMD_s}{c^2} x(1-x)} \quad (4)$$

On the other hand the parallax and astrometry parameters (δu & $\delta\theta_{max}$) give two more equations depending on the mass and the distance of the lens. Using these three equations, we can obtain the lens parameters as following:

$$x = \frac{a_{\oplus}}{a_{\oplus} + \sqrt{2}D_s\delta u\delta\theta_{max}}, \quad (5)$$

$$M = \frac{1}{2\sqrt{2}} \left(\frac{c^2 a_{\oplus} \delta\theta_{max}}{G\delta u} \right), \quad (6)$$

$$v_t = \frac{\sqrt{2}}{t_e} \left(\frac{a_{\oplus} \delta\theta_{max} D_s}{a_{\oplus} + 2\sqrt{2}D_s\delta u\delta\theta_{max}} \right). \quad (7)$$

3. Identification of Galactic Model via Degeneracy Breaking

In the last section, we showed that measuring the duration of events accompanying with the astrometric and parallax parameters can break the degeneracy between the lens

parameters. In spite of the large optical depth of astrometric microlensing, comparing to the photometric one, we need to do both astrometric and photometric microlensing to get the mass and the distance of the lenses. The mass and distance of lenses can be obtained by measuring the two parameters of δu and $\delta\theta_{max}$ where their dependence on the distance of lenses from the observer is as $\sqrt{\frac{1-x}{x}}$. This means that measuring the location of lenses is sensitive to their distances from the observer, nearby lenses can be localized with more accuracy than the far lenses. The fraction of localized lenses among the overall microlensing events is expressed by the observation efficiency which is a function of the accuracy of apparatus and the observational strategy. The expected distributions of δu and $\delta\theta_{max}$ can be obtained by multiplying the theoretical distributions to the observational efficiency of the experiment.

Here we obtain the theoretical distributions of t_E , δu and $\delta\theta_{max}$ in various galactic models for the microlensing events in the direction of LMC. The relevant components of Galaxy, in the LMC microlensing events, are galactic disk, halo and LMC itself. For the halo structure, we have considered a large set of axisymmetric models, so-called power-law models Evans 1994. To model the density of the thin and thick disks of the Milky Way, we use a double exponential function Binney & Tremaine 1987. Eight power-law halo models with the corresponding disk can be combined to build various galactic models called: Standard Model (S), Medium halo (A), Large halo (B), Small Halo (C), Elliptical (D), Maximal disk (E) and two thick disk models (F & G) Alcock *et al.* 1996 . One of the elements for generating t_E , δu and $\delta\theta_{max}$ is the MF of MACHOs. The tradition in choosing the MF of halo MACHOs is using Dirac-Delta function. Here we use two Dirac-Delta and spatially varying MFs. Kerins and Evans (1998) and recently Rahvar (2004) showed that a spatially varying MF for the MACHOs of halo, not only can interpret the duration distribution of microlensing events in the direction of LMC, but also it can resolve the contradiction between the microlensing results and other astrophysical observations such as non-observed expected white dwarfs in the galactic halo. The Dirac-Delta MF is given by $\delta(M - M_{macho})$, where M_{macho} in the various galactic models is given in Alcock et al. (1996, 2000). The spatially varying MF is considered as $M_U \left(\frac{M_L}{M_U}\right)^{r/R_{halo}}$, where M_U and M_L are the upper and lower limits of mass of MACHOs, r is the distance from the center of galaxy and R_{halo} is the halo size. The physical meaning of this type of spatially varying MF is that the inner part of halo comprised with the massive MACHOs while the outer part of halo is dominated by the brown dwarfs. The optimized parameters for the spatially varying MF of MACHOs in power-law halo models, to be compatible with the LMC microlensing candidates of MACHO experiment is given in Rahvar (2004). The MF of disk also can be taken from the results of observation with the *Hubble Space Telescope* (Gould, Bahcall & Flynn 1997).

The distribution of duration of events in the mentioned galactic models can be obtained

by a numerical simulation (Alcock et al. 1996). To have the distributions of δu and $\delta\theta_{max}$ during the observation time of T_{obs} , we perform a Monte-Carlo simulation, using the probability function of lenses along our line of sight. The probability of observing a microlensing event is given by: $\frac{d\Gamma}{dx} = 4\sqrt{\frac{GD_s}{M(x)c^2}}x(1-x)v_tT_{obs}\rho(x)$, where the $M(x)$ can be substitute from the desired MF. The location of the selected lenses is used to calculate corresponding δu and $\delta\theta_{max}$. Figures 1 & 2 show the result of theoretical distributions for the duration of events, parallax parameter and maximum centroid shift in the power-law halo models. For the models with dominant halo such as S, A, B, C and D , the distribution of δu and $\delta\theta_{max}$ looks similar while they are different from the disk dominant models (E, F and G). The distribution of $\delta\theta_{max}$ is sensitive to the type of MFs. For the spatially varying MF, the distribution of $\delta\theta_{max}$ shifts to smaller values than the Dirac-Delta MF.

In practice, for such an observation, a ground-based telescope accompanying a space-based interferometry telescope can be used. The ground-based telescope alerts the microlensing events and starts the photometric measurement and a space-based telescope measures the displacement of centroid of images. Rahvar et al.(2003) proposed a strategy for observation of microlensing events based on an alert telescope and a follow-up one. They obtained the observational efficiency for the detection of parallax effect and estimated the number of microlensing events essential to distinguish between two extreme Galactic models and test self-lensing hypothesis. This type of observational strategy can be extended by adding a space-based astrometric telescope.

4. Testing the hypothesis of LMC self-lensing

Due to low optical depth of microlensing events in the direction of Magellanic Clouds, EROS and MACHO experiments announced only 3 and 13-17 microlensing candidates, respectively Lassere et al. 2000, Alcock et al. 2000. An upper limit of about 20% obtained for the contribution of MACHOs in the halo and the mean mass of MACHOs evaluated about white dwarf's mass. However, the expected white dwarfs in the galactic halo is not observed by the other observations such as HST proper motion measurements of white dwarfs. This inconsistency can be solved by (i) considering a spatially varying MF for the MACHOs in the galactic halo and (ii) considering the LMC stars playing the role of lenses. If most of MACHOs reside in galactic halo, the timescale analysis of LMC microlensing candidates implies that the typical mass of lenses is of the order of half of solar mass while for the SMC events, the mass of lenses is estimated to be about 2 to 3 M_{\odot} . This inconsistency can be solved by considering the lenses belong to the LMC.

The other motivation for the possibility of self-lensing was presented by Sahu 2003, where the number of localized binary lenses were compared with the overall microlensing can-

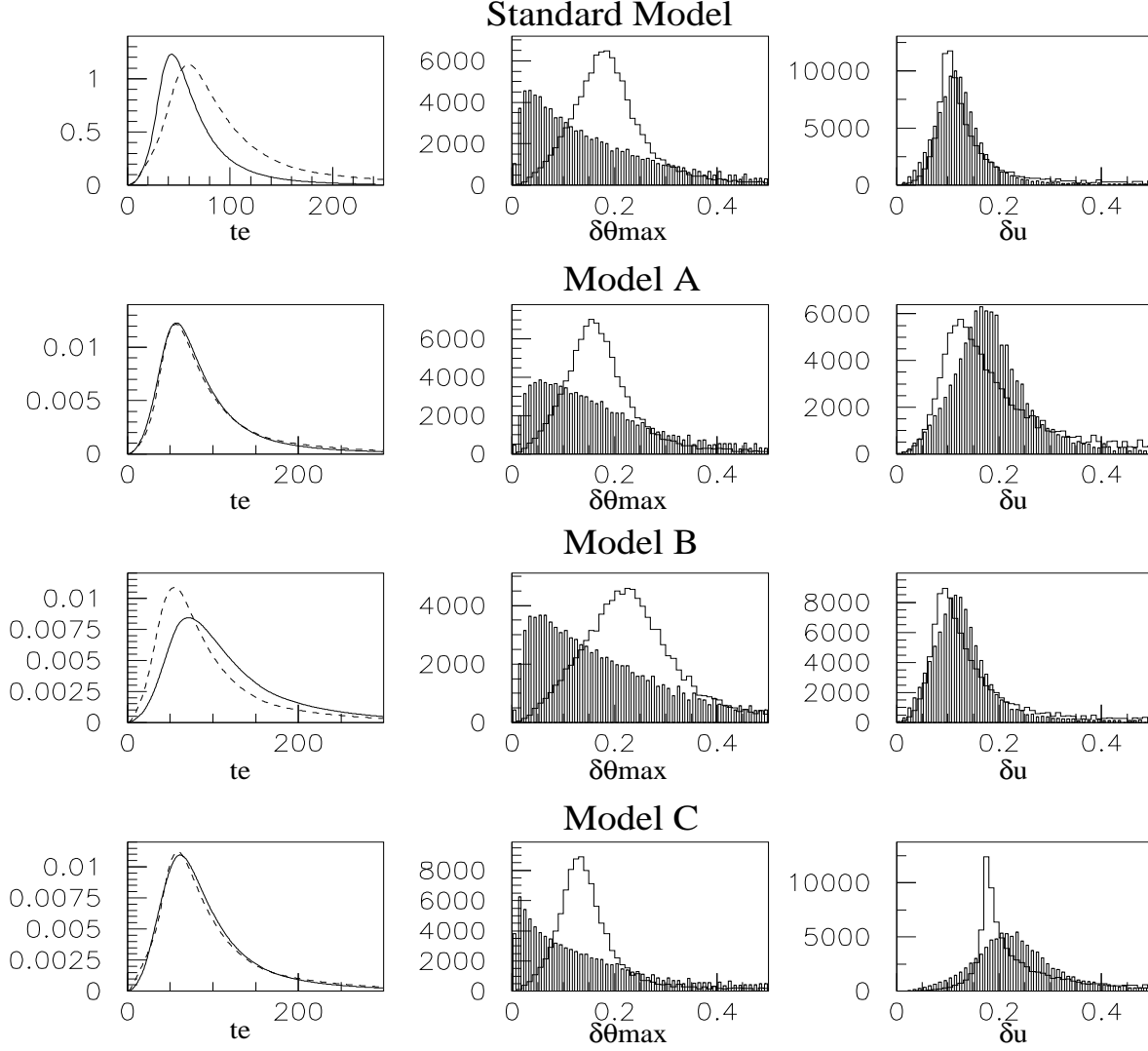


Fig. 1. Distributions of duration of events t_e (in days), parallax parameter δu and astrometry parameter $\delta\theta_{max}$ (in *mas*) for the Galactic halo models of S, A, B & C. The curves with solid lines are the distributions derived by using the Dirac-delta MF and the dashed lines for a spatially varying MF.

didates. If half of the MACHOs are considered to be in a binary system (similar to the stars), then we expect to observe half of the microlensing events via binary lenses. On the other hand only 20% of binary lenses are expected to show the caustic crossing feature, then we should see the caustic crossing for 10% of lenses. Two of the Magellanic Clouds' microlensing candidates had caustic crossing feature and by breaking the degeneracy between the lens parameters, they are localized inside the Magellanic Clouds. According to this rough estimation, overall 20 microlensing events are expected to be observed due to

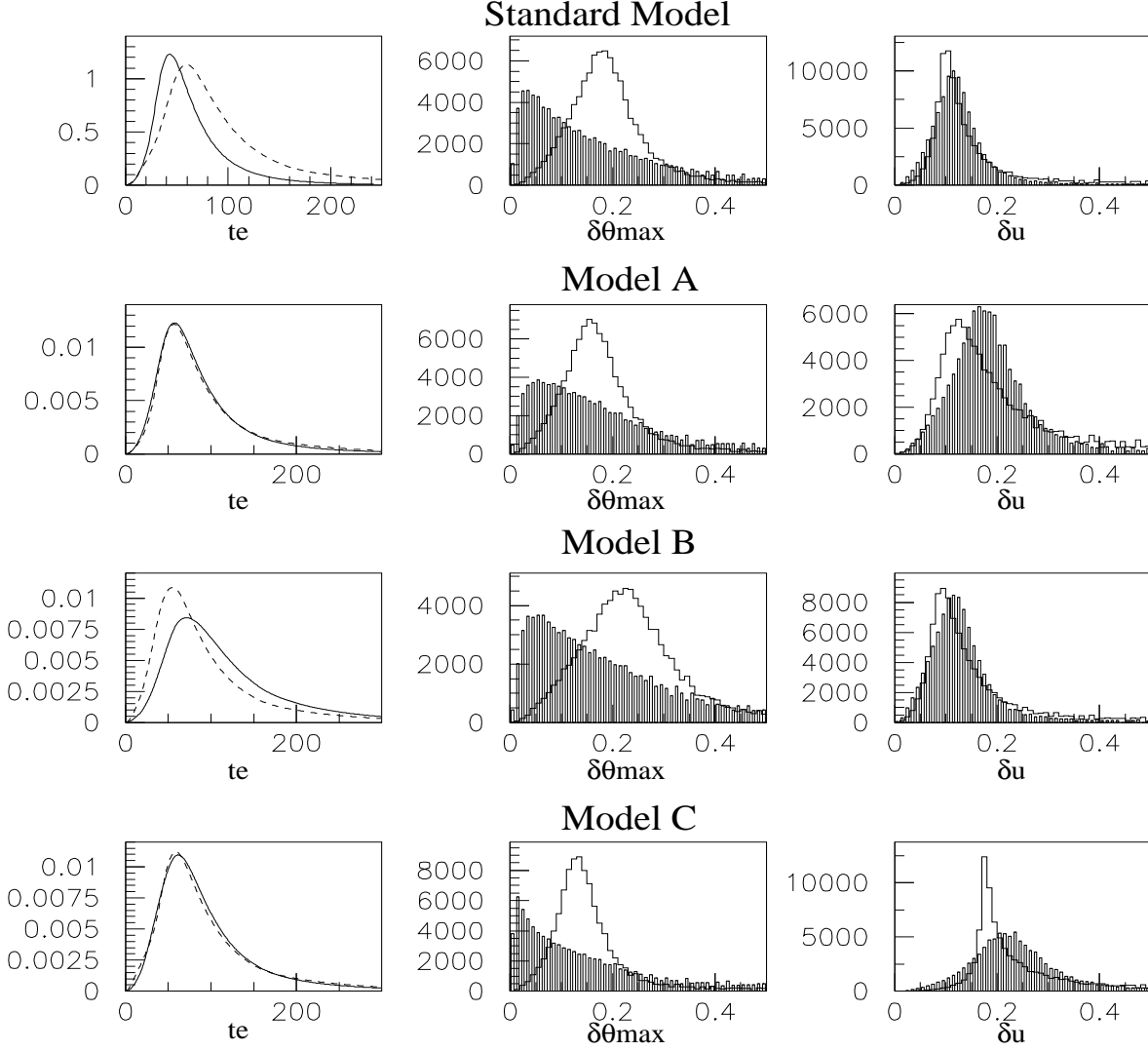


Fig. 2. Distributions of duration of events t_e (in days), parallax parameter δu and astrometry parameter $\delta\theta_{max}$ (in mas) for the Galactic halo models of D, E, F & G. The curves with solid lines are the distributions derived by using the Dirac-delta MF and the dashed lines for a spatially varying MF.

the Magellanic Clouds stars and this number is about the same number of events that have been observed.

Using parallax accompanying by astrometric observation can test the hypothesis of self-lensing. We used a disk model for the LMC Gyuk et al. 2000 and obtained the distributions of t_e , δu and $\delta\theta_{max}$ for the self-lensing. Comparing Figure (3) with Figures (1) and (2) shows that for the self-lensing events δu and $\delta\theta_{max}$ are about one order of magnitude smaller than that of halo lensing. For the halo lensing the mean value of the maximum

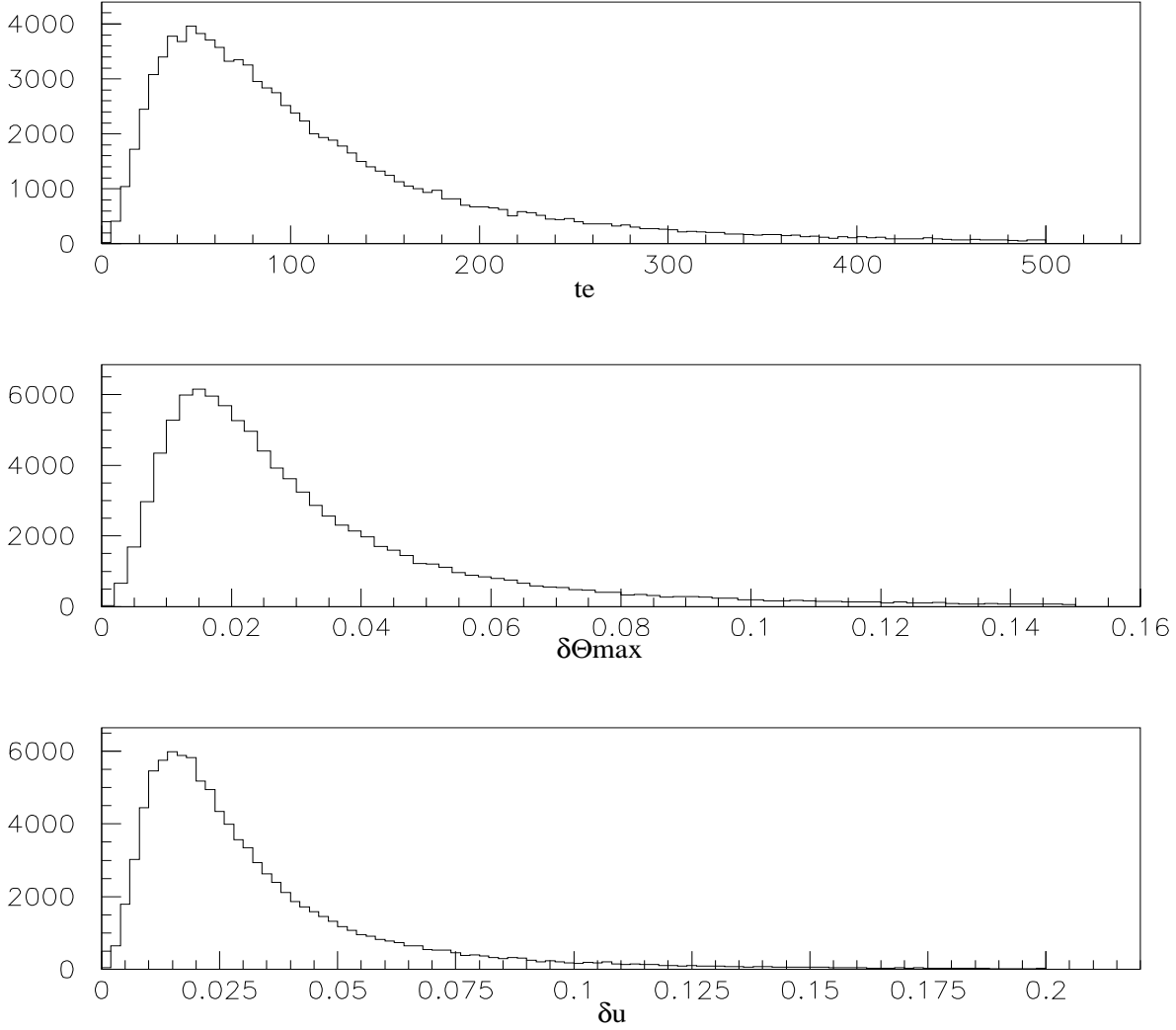


Fig. 3. Distributions of duration of events t_e (in days), parallax parameter δu and the astrometry parameter $\delta\theta_{max}$ (in mas), for the self-lensing events. The typical values of δu and $\delta\theta_{max}$ for the self-lensing events are one order of magnitude smaller than the halo lensing one's (compare with Figs. (1 & 2)).

shift for the centroid of images is about $0.2mas$ while for the self-lensing, it is about $0.02mas$. Comparing the resolution of the astrometric missions with the shift of centroid of images for the halo and LMC lenses, show that FAME, SIM and GAIA have enough resolution to observe the halo lensing while for the self-lensing events the resolution is in the order of shifting the centroid of images and it is unlikely to be observed.

5. Conclusion

In this work we proposed the possibility of degeneracy breaking between the lens parameters by the measuring the duration of events and deviation of light curves due to the parallax effect and the maximum displacement of centroid of images during the lensing. This goal can be achieved by an accurate microlensing light curve measurement (i.e. high sampling rate and photometric precision), accompanying by one of the astrometric missions, for displacement measurement of centroid of images.

We used various galactic models for the Milky Way and obtained the theoretical distributions of observable parameters. In practice to have the expected distribution of parameters we need the observational efficiency which depends on the photometric and astrometric accuracy and the sampling rate. One of the applications of astrometry with the parallax measurements is testing the hypothesis of self-lensing. The maximum shift of the centroid of images and parallax parameter for the halo lensing are one order of magnitude large than the self-lensing ones.

No-existence of MACHOs in the galactic halo can be a motivation for searching other types of baryonic and non-baryonic dark matter or modifying the Newtonian dynamics in the galactic and cosmological scales.

References

- Alcock C., Allsman R.A., Alves D. *et al* 1995, ApJ 454 ,L125.
- Alcock C. et al. (MACHO), 1996, ApJ,, 461, 84
- Alcock C. et al. (MACHO), 2000, ApJ, 542, 281
- Binney S., Tremaine S., 1987, Galactic Dynamics. Princeton Univ. Press, Princeton, NJ
- Buchalter, A., & Kamionkowski, M, 1997, ApJ, 482, 782.
- Dominik, M., Sahu, K. C., 2000, ApJ, 534, 213.
- Evans N.W. 1994, MNRAS 267, 333.
- Gould, A., 1992, ApJ, 392, 442.
- Gould, A., 1998, ApJ, 506, 253.
- Gould A., Bahcall J. N., Flynn C., 1997, ApJ, 482, 913.
- Gyuk G., Dalal N., Griest K., 2000, ApJ, 535, 90
- Honma M., 2001, PASJ, 53, 233.
- Kernis E., Evans N. W., 1998, ApJ, 503, 75
- Lasserre T. et al. (EROS), 2000, A&A, 355, L39.
- Miralda-Escude, J., 1996, ApJ 470, L113.
- Paczynski B., 1986, ApJ 304, 1.
- Paczynski B., 1996, ARA&A 34, 419.
- Paczynski B., 1986, ApJ 494, L23.
- Rahvar S., Moniez M., Ansari R., Perdureau O. 2003, A&A 412, 81.
- Rahvar S., accepted in MNRAS (astro-ph/0404581).
- Sahu K. C., 2003, To appear in the proceedings of the STScI Symposium: "Dark Universe: Matter, Energy, and Gravity" (astro-ph/0302325).

