

Constraints on Oscillating Quintom from Supernova, Microwave Background and Galaxy Clustering

Jun-Qing Xia, Bo Feng, and Xinmin Zhang

Institute of High Energy Physics, Chinese Academy of Science, P.O. Box 918-4, Beijing 100049, P. R. China

We consider in this paper a simple oscillating Quintom model of dark energy which has two free parameters and an equation of state oscillating and crossing -1 . For low redshifts the equation of state of this model resembles itself similar to the linearly parameterized dark energy, however differ substantially at large redshifts. We fit our model to the observational data separately from the new high redshift supernova observations from the HST/GOODS program and previous supernova, CMB and galaxy clustering. Our results show that because of the oscillating feature of our model the constraints from observations at large redshifts such as CMB become less stringent.

There are strong evidences that the Universe is spatially flat and accelerating at the present time [1, 2, 3]. In the context of Friedmann-Robertson-Walker cosmology, this acceleration is attributed to the domination of a component, dubbed dark energy. The simplest candidate for the dark energy seems to be a remnant small cosmological constant or (true or false) vacuum energy, but it suffers from the difficulties associated with the fine tuning and coincidence problem, so many physicists are attracted with the idea that the acceleration is driven by dynamical scalar fields, such as Quintessence[4, 5].

Despite the current theoretical ambiguity for the nature of dark energy, the prosperous observational data (*e.g.* supernova, CMB and large scale structure data and so on) have opened a robust window for testing the recent and even early behavior of dark energy using some parameterizations for its equation of state. The recent fits to current supernova(SN) Ia data in the literature find that even though the behavior of dark energy is to great extent in consistency with a cosmological constant, an evolving dark energy with the equation of state w larger than -1 in the recent past but less than -1 today is mildly favored[6, 7]. If such a result holds on with the accumulation of observational data, this would be a great challenge to current cosmology. Firstly, the cosmological constant as a candidate for dark energy will be excluded and dark energy must be dynamical. Secondly, the simple dynamical dark energy models considered vastly in the literature like the quintessence[4, 5] or the phantom[8] can not be satisfied either.

In the quintessence model, the energy density and the pressure for the quintessence field are

$$\rho = \frac{1}{2}\dot{Q}^2 + V(Q) , \quad p = \frac{1}{2}\dot{Q}^2 - V(Q) . \quad (1)$$

So, its equation of state $w = p/\rho$ is in the range $-1 \leq w \leq 1$ for $V(Q) > 0$. However, for the phantom which has the opposite sign of the kinetic term compared with the quintessence in the Lagrangian,

$$\mathcal{L} = -\frac{1}{2}\partial_\mu Q \partial^\mu Q - V(Q) , \quad (2)$$

the equation of state $w = (-\frac{1}{2}\dot{Q}^2 - V)/(-\frac{1}{2}\dot{Q}^2 + V)$ is located in the range of $w \leq -1$. Neither the quintessence

nor the phantom alone can fulfill the transition from $w > -1$ to $w < -1$ and vice versa.

In Ref.[7] we have proposed a new scenario of the dark energy, dubbed *Quintom*. A simple Quintom model consists of two scalar fields, one being the quintessence with the other being the phantom field. This type of Quintom model will provide a scenario where at early time the quintessence dominates with $w > -1$ and lately the phantom dominates with w less than -1 , satisfying current observations[9]. A detailed study on the cosmological evolution of this class of Quintom model is performed in Ref.[10]. The Quintom models are different from the quintessence or phantom in the determination of the evolution and fate of the universe. Generically speaking, the phantom model has to be more fine tuned in the early epochs to serve as dark energy today, since its energy density increases with expansion of the universe. Meanwhile the Quintom model can also preserve the tracking behavior of quintessence, where less fine tuning is needed. In Ref.[11] we have studied a class of Quintom models with an oscillating equation of state and found that oscillating Quintom can unify the early inflation and current acceleration of the universe, leading to oscillations of the Hubble constant and a recurring universe. Our oscillating Quintom would not lead to a big crunch nor big rip. The scale factor keeps increasing from one period to another and leads naturally to a highly flat universe. The universe in this model recurs itself and we are only staying among one of the epochs, in which sense the coincidence problem is reconciled. In this paper we study the current observational constraints on the model of oscillating Quintom. Specifically we consider a variation of the model in Ref.[11] with an equation of state given by

$$w(z) = w_0 + w_1 \sin z . \quad (3)$$

The model above has two parameters w_0 and w_1 and for low redshifts it reduces to

$$w(z) = w_0 + w_1 z , \quad (4)$$

which is commonly used in the literature for the linear parameterization of the dark energy. At large redshifts the w of our model oscillates and will differ substantially from the model with linear parameterization, which is

the key as we will show below to evade the constraints from the high redshifts observational data.

We use the "gold" set of 157 SN Ia data published by Riess *et al.* in [1] in fitting to supernova. We assume a flat space and use a uniform prior on the matter density fraction of the universe: $0.2 < \Omega_m < 0.4$. We constrain the Hubble parameter to be uniformly in 3σ HST region: $0.51 < h < 0.93$.

In a flat Universe, the luminosity distance can be expressed as $d_L(z) = (1+z)\Gamma(z)c/H_0$, where $\Gamma(z) = \int_0^z dz'/E(z')$ and

$$E(z) \equiv [\Omega_m(1+z)^3 + (1-\Omega_m)X(z)]^{1/2} = H(z)/H_0, \quad (5)$$

where $X(z) \equiv \rho_X(z)/\rho_X(0)$ and the label of "X" stands for dark energy. As an illustrative effect we use similar fitting methods by Refs.[12, 13]. For the Cosmic Microwave Background(CMB) fitting we use here only the CMB shift parameter [14], $R \equiv \Omega_m^{1/2}\Gamma(z_{\text{CMB}}) = 1.716 \pm 0.062$ as in Ref.[13] where $z_{\text{CMB}} = 1089$. The large scale structure(LSS) information we use is the linear growth rate $f(z_{2\text{df}}) = 0.51 \pm 0.11$ measured by the 2dF survey (2dFGRS) [12, 15], where $z_{2\text{df}} = 0.15$ and $f \equiv (d \ln D / d \ln a)$, $D \equiv \delta_k(z)/\delta_k(0)$ is the linear growth factor and the density perturbation equation of δ_k evolves as $\ddot{\delta}_k + 2(\dot{a}/a)\dot{\delta}_k - 4\pi G\rho_M\delta_k = 0$.

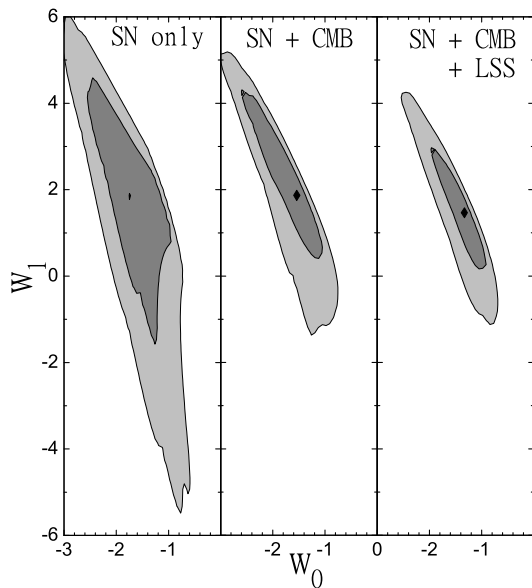


FIG. 1: SN Ia, CMB and LSS constraints on the oscillating dark energy model. The best fit values are shown in the centers of each panel. The grey and light grey areas show the 1σ and 2σ confidence regions respectively.

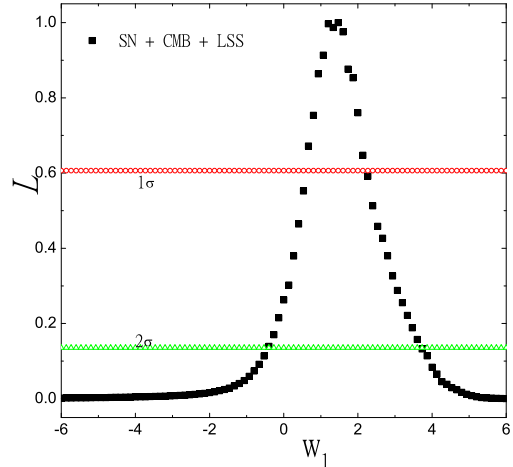


FIG. 2: 1-dimensional likelihood of the variation amplitude of w_1 using SN Ia, CMB and LSS, shown with the 1σ and 2σ limits.

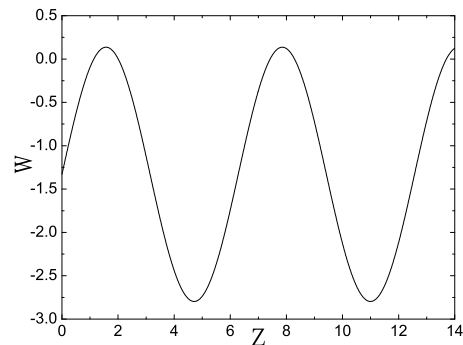


FIG. 3: An illustration of the equation of state with redshift for best fit value of Figure 1 using SN Ia + CMB + LSS, where $(w_0, w_1) = (-1.33, 1.47)$.

In Figure 1 we delineate SN Ia, CMB and LSS constraints on the oscillating dark energy model. We can find a large parameter space is allowed by current supernova data while additional constraints from CMB R parameter and linear growth rate of 2df have restricted considerably the parameters within a lower region. We plot the corresponding one dimensional likelihood of w_1 in Figure 2. An oscillating Quintom model seems to be mildly favored at 1σ . The best fit value for the SN Ia + CMB + LSS of our oscillating model is $(w_0, w_1) = (-1.33, 1.47)$. In Figure 3 we show the corresponding $w(z)$. As R contains the contribution of ρ_X on all relevant scales as an integration, w_1 is somewhat constrained, this has also reflected the weak correlation of our parameterization. When LSS

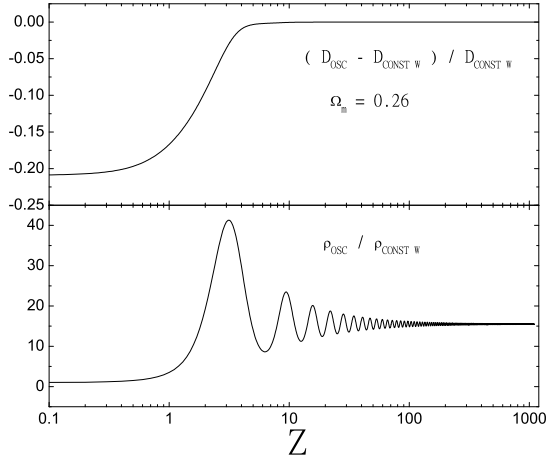


FIG. 4: A comparison of linear growth factor and density between oscillating dark energy $w = -1.33 + 1.47 \sin z$ and that with a constant equation of state $w = -1.33$.

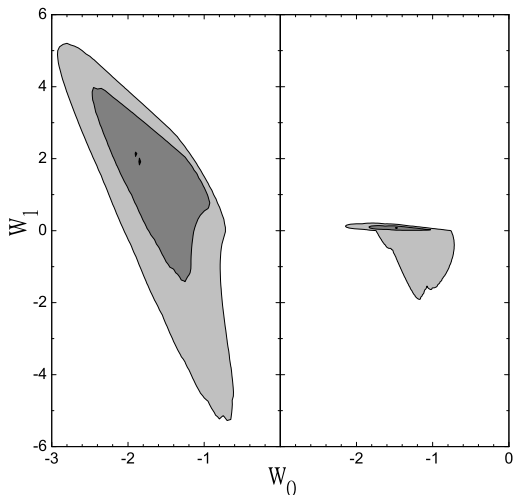


FIG. 5: SN Ia and CMB constraints on the linear parameterized dark energy model. Left : SN Ia only; Right: SN Ia + CMB constraints.

constraint is also taken into account we find although the shape of the parameter space is not changed, the best fit parameter has a lower w_1 compared with SN Ia and CMB constraints. In the upper panel of Figure 4 we find that the linear growth factor deviates reasonably from a constant w_0 case in low redshift. We should point out in our simple two parameter expansion the period of oscillation is fixed, which is due to the simplification of our

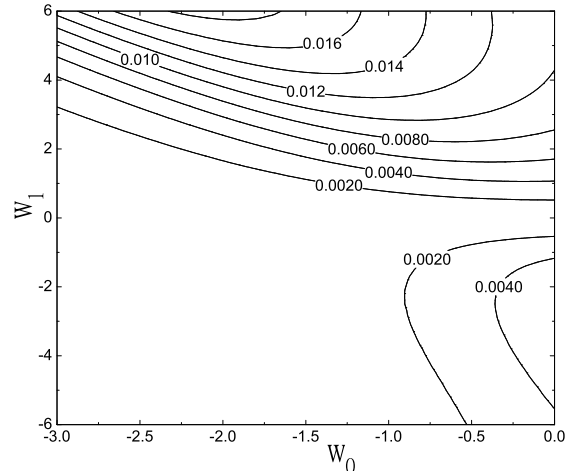


FIG. 6: A comparison of the maximum luminosity distance difference up to $z = 1$, for oscillating dark energy and the linear parameterized dark energy model. The contour stands for $|\Delta d_L / d_L|$.

parameterization.

Before concluding we compare our model in (3) with the linearly parameterized dark energy model in (4). In Figure 5 we show the SN Ia and CMB constraints on linear parameterized dark energy model in (4). Comparing Figure 5 and Figure 1 one can see the similarity for the linear and oscillating models when considering only the supernova data. This is understandable since our model in (3) for low redshifts reduces to the one in (4), however when including the high redshift observational data such as CMB the difference is significant. To understand these firstly we show in Figure 6 the maximum difference of $\Delta d_L / d_L$ of the two dark energy models up to $z < 1$, where only 9 SN Ia of the gold sample lie outside the range, the maximum difference is no more than 2%. In the calculations we have set $\Omega_m = 0.26$ and $h = 0.735$ as an example. The maximum difference is considerably small and the parameter spaces are expected to be similar for the two models under supernova constraints. Meanwhile as from Figure 5 we also expect $w_0 \lesssim -0.5$ for the oscillating case, in the early epoch as

$$X = a^{-3(1+w_0)} e^{-3w_1 \int_1^a \frac{\sin(a'^{-1}-1)}{a'} da'} , \quad (6)$$

the contribution of w_1 term to ρ_X would be cancelled due to averaging over the oscillating periods, as can be seen from Figure 4. In Figure 4 we have shown the ratio of density with $w(z) = w_0 + w_1 \sin z$ and $w(z) = w_0$, assuming $w_0 = -1.33$ and $w_1 = 1.47$ and the same background parameters as Figure 6. We can see the ratio is a constant in the early epochs. Dark energy would hence

be negligible on large redshifts compared with matter energy density and the R parameter of CMB would not give very strong constraints on the oscillating dark energy. When CMB is considered in the linear parameterization of the equation of state the upper limit shrinks promptly to near zero. This is because that $\rho_X(z)/\rho_X(0)$ would blow up for a sizable positive w_1 on large redshifts and hence CMB has restricted the model parameter w_1 much stronger than supernova.

In summary we in this paper have considered a simple two-parameter model of oscillating Quintom. The oscillating equation of state resemble itself similar to the linear parameterized dark energy in low redshift, meanwhile the oscillating feature of the model make it possible to evade the constraints from CMB observations. Our results indicate that a dynamical model of dark en-

ergy such as the oscillating Quintom proposed in this paper is mildly favored under current observations. Our analysis here can be generalized into different Quintom model with an oscillating equation of state as a function of scale factor a for example $w(a) = w_0 + w_1 \sin(1 - a)$ which becomes the one proposed by Refs.[3, 16, 17] for small $(1 - a)$.

Acknowledgements: We thank Alexei Starobinsky, Constantinos Skordis, Yun Wang, Jun'ichi Yokoyama and Zhong-Hong Zhu for helpful discussions. We thank Xiulian Wang, Xiaojun Bi, Peihong Gu, Hong Li and Yunsong Piao for useful conversations. This work is supported in part by National Natural Science Foundation of China under Grant Nos. 90303004 and 19925523 and by Ministry of Science and Technology of China under Grant No. NKBRF G19990754.

-
- [1] A. G. Riess *et al.*, *Astrophys. J.* **607**, 665 (2004).
 - [2] D. N. Spergel *et al.*, *Astrophys. J. Suppl.* **148**, 175 (2003).
 - [3] U. Seljak *et al.*, astro-ph/0407372.
 - [4] B. Ratra and P. J. E. Peebles, *Phys. Rev. D* **37**, 3406 (1988); P. J. E. Peebles and B. Ratra, *Astrophys. J.* **325**, L17 (1988).
 - [5] C. Wetterich, *Nucl. Phys. B* **302**, 668 (1988); C. Wetterich, *Astron. Astrophys.* **301**, 321 (1995).
 - [6] *e. g.* S. Nesseris and L. Perivolaropoulos, *Phys. Rev. D* **70**, 043531 (2004); R. A. Daly and S. G. Djorgovski, astro-ph/0403664; U. Alam, V. Sahni, and A. A. Starobinsky, astro-ph/0403687; D. Huterer and A. Cooray, astro-ph/0404062; S. W. Allen, R. W. Schmidt, H. Ebeling, A. C. Fabian, and L. van Speybroeck, astro-ph/0405340; T. R. Choudhury and T. Padmanabhan, astro-ph/0311622; S. Hannestad and E. Mortsell, astro-ph/0407259; P. S. Corasaniti, M. Kunz, D. Parkinson, E. J. Copeland and B. A. Bassett, astro-ph/0406608; D. A. Dicus and W. W. Repko, astro-ph/0407094; B. A. Bassett, P. S. Corasaniti, and M. Kunz, astro-ph/0407364.
 - [7] B. Feng, X. Wang and X. Zhang, astro-ph/0404224.
 - [8] R. R. Caldwell, *Phys. Lett. B* **545**, 23 (2002).
 - [9] For relevant studies see *e. g.* S. Nojiri and S. D. Odintsov, *Phys. Lett. B* **599**, 137 (2004); Y. H. Wei and Y. Tian, gr-qc/0405038; C. Csaki and N. Kaloper, astro-ph/0409596; Y. Wang, J. M. Kratochvil, A. Linde, M. Shmakova, astro-ph/0409264; T. Brunier, V. K. Onemli, R. P. Woodard, gr-qc/0408080; B. McInnes, *JHEP* **0410**, 018 (2004); G. Allemandi, A. Borowiec and M. Francaviglia, *Phys. Rev. D* **70**, 103503 (2004); E. Babichev, V. Dokuchaev and Y Eroshenko, astro-ph/0407190; A. Vikman, astro-ph/0407107; Z. H. Zhu, astro-ph/0404201; V. K. Onemli and R. P. Woodard, gr-qc/0406098; S. D. H. Hsu, A. Jenkins and M. B. Wise, *Phys. Lett. B* **597**, 270 (2004); Gang Chen and Bharat Ratra, *Astrophys. J.* **612**, L1 (2004); T. Padmanabhan, astro-ph/0411044.
 - [10] Z. Guo, Y. Piao, X. Zhang and Y. Zhang, astro-ph/0410654.
 - [11] B. Feng, M. Li, Y. Piao and X. Zhang, astro-ph/0407432.
 - [12] R. A. Knop *et al.*, *Astrophys. J.* **598**, 102 (2003).
 - [13] Y. Wang and M. Tegmark, *Phys. Rev. Lett.* **92**, 241302 (2004).
 - [14] J. R. Bond, G. Efstathiou and M. Tegmark, *MNRAS* **291**, L33 (1997).
 - [15] E. Hawkins *et al.*, *MNRAS* **346**, 78 (2003); L. Verde *et al.*, *MNRAS* **335**, 432 (2002).
 - [16] M. Chevallier and D. Polarski, *Int. J. Mod. Phys. D* **10**, 213 (2001).
 - [17] E. Linder, *Phys. Rev. Lett.* **90**, 091301 (2003).