

HALO MASS FUNCTION

Low-mass Stars in Deep Fields

Wolfgang Brandner

Max-Planck-Institut für Astronomie, Königstuhl 17, D-69117 Heidelberg, Germany

brandner@mpia.de

Abstract Deep fields are unique probes of the Galactic halo. With a limiting magnitude of, e.g., $I = 30$ mag, all stars down to the hydrogen-burning limit are detected out to distances of 10 kpc, while stars with 0.5 solar masses could be traced out to distances of 400 kpc. Thus deep fields provide an opportunity to study both the structure of the Galactic halo and the mass function of population (Pop) II and Pop III stars. I summarize previous work on the Galactic stellar halo utilizing the Hubble Deep Fields North and South, supplemented by a preliminary analysis of the recently released Hubble Ultra-Deep Field.

1. Motivation

The structure and stellar content of the Galactic Halo directly points back to the formation of the Milky Way. Initial studies naturally focused on the Pop II main-sequence stars in the solar neighbourhood. These limits have been gradually extended towards fainter (i.e. lower mass and/or more distant) halo stars, including evolved stars, white dwarfs and a search for the baryonic dark matter component (e.g. Paczynski 1986, Alfonso et al. 2003, and references therein).

Studies of stellar populations in deep fields aim at addressing the following issues:

- Stellar Content and Origin of the Galactic Halo
- (Global) Structure of the Galactic Halo
- Search for a (still self-luminous) baryonic component of the "dark matter" halo
- Fraction of Pop III stars in the Galactic Halo, in particular stars with $[\text{Fe}/\text{H}] < -4$ (see, e.g., Oey 2003)

1.1 Galactic Structure

The stellar population of the Milky Way is arranged into three dynamically distinct components. Bahcall & Soneira (1981, 1984) provided evidence for a thin disk of Pop I stars, and a halo composed of Pop II stars. Gilmore & Reid (1983) and Gilmore (1984) identified the thick disk as a third distinct component. Figure 1 illustrates the 3-component composition of the Milky Way stellar population as evidenced by SDSS data (Chen et al. 2001). Chen et al. (2001), Larsen & Humphreys (2003), and Lemon et al. (2004) all derive a flattened halo density distribution with $c/a \approx 0.55$, following a density law $\rho(r) \propto r^{-2.5 \pm 0.3}$.

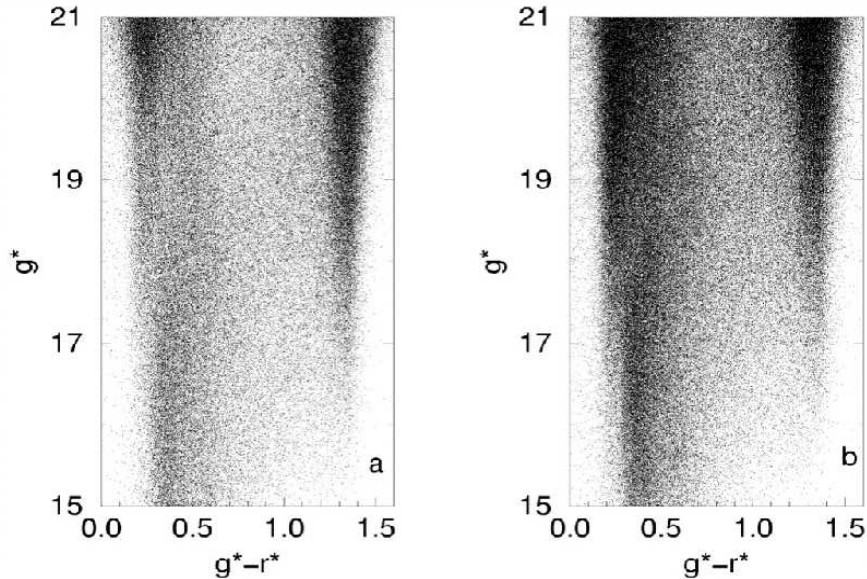


Figure 1. Colour-Magnitude Diagram based on SDSS data for high Galactic latitudes of $b > +48^\circ$ (left) and $b < -48^\circ$ (right). The three component structure of the Milky Way with the halo at $g^* - r^* \approx 0.2$ mag, the thick disk at $g^* - r^* \approx 0.33$ mag and a turn-off magnitude of $g^* \leq 18$ mag, and the thin disk at $g^* - r^* \approx 1.4$ mag is clearly evident (Chen et al. 2001).

It should be noted, however, that the results quoted above are based on the assumption of a uniform, global Salpeter-type (Salpeter 1955) luminosity function.

1.2 Subdwarf Luminosity Function

Over the past 15 years, a number of studies with increasingly fainter magnitude limits and larger field coverage aimed at the derivation of the

subdwarf luminosity function. Gould et al. (1998) report a discrepancy between the luminosity functions for the inner and the outer halo. If confirmed, this would constitute a case of a radially varying mass function in the halo of the Milky Way. A more recent study by Digby et al. (2003), however, reaching out to $M_V \leq 12$ mag for heliocentric distances of 2.5 kpc, did not find any indication for a variation in the mass function (see Figure 2).

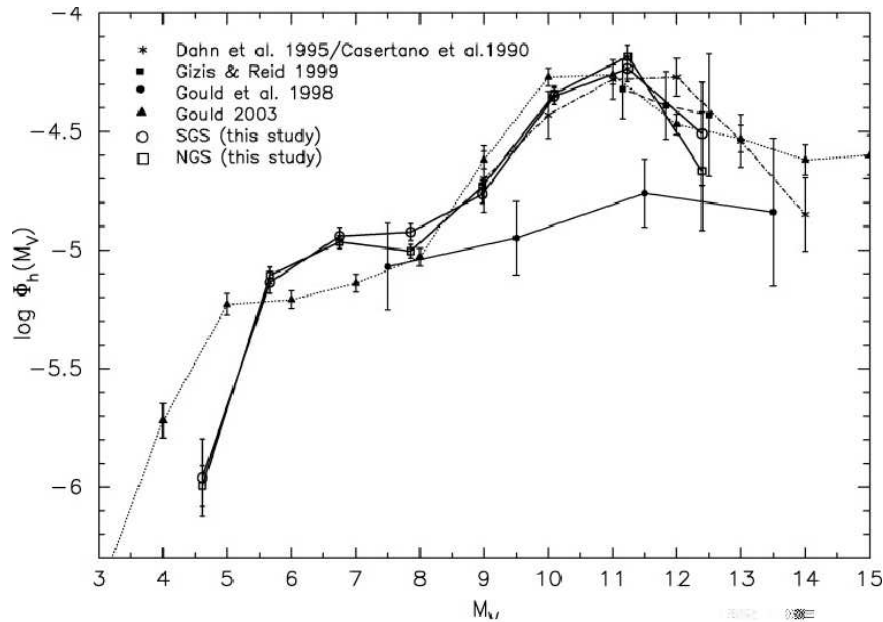


Figure 2. Compilation of estimates of the luminosity function for subdwarfs from Digby et al. (2003).

2. Hubble Deep Fields and the Halo IMF

The Hubble Deep Fields North (HDF-N) and South (HDF-S) were observed in December 1995 and October 1998, respectively, with the aim to obtain the most detailed view of distant field galaxies in order to study various aspects of galaxy evolution and cosmology based on galaxy number counts, luminosity functions and morphology (Williams et al. 1996, 2000). In order to minimize contamination by Galactic stars, the field were centered far from the Galactic plane at latitudes of $b = +54^\circ$ and $b = -49^\circ$, respectively. The Hubble Ultra-Deep Field (UDF), obtained in late 2003, represents an even deeper image of a high-

Galactic latitude field (Beckwith et al. 2004). Table 1 summarizes the basic properties of HDF-N/S and UDF.

Table 1. Properties of HDF-N/S^a and UDF^b

<i>Field</i>	<i>l</i>	<i>b</i>	<i>Filters</i>	<i>5σ limit</i> (<i>AB mag</i>)	<i># of</i> <i>MS stars</i>
HDF-N	126°	+54°	UBVI	$I \approx 29.1$	9
HDF-S	328°	-49°	UBVI	$I \approx 29.1$	29
UDF	223°	-54°	BVIz	$I \approx 30.5$	9 (11)

^a Williams et al. 1996, 2000

^b Beckwith et al. 2004

Figure 3 shows colour-magnitude diagrams for the UDF based on the ACS/WFC source catalogue version 1.

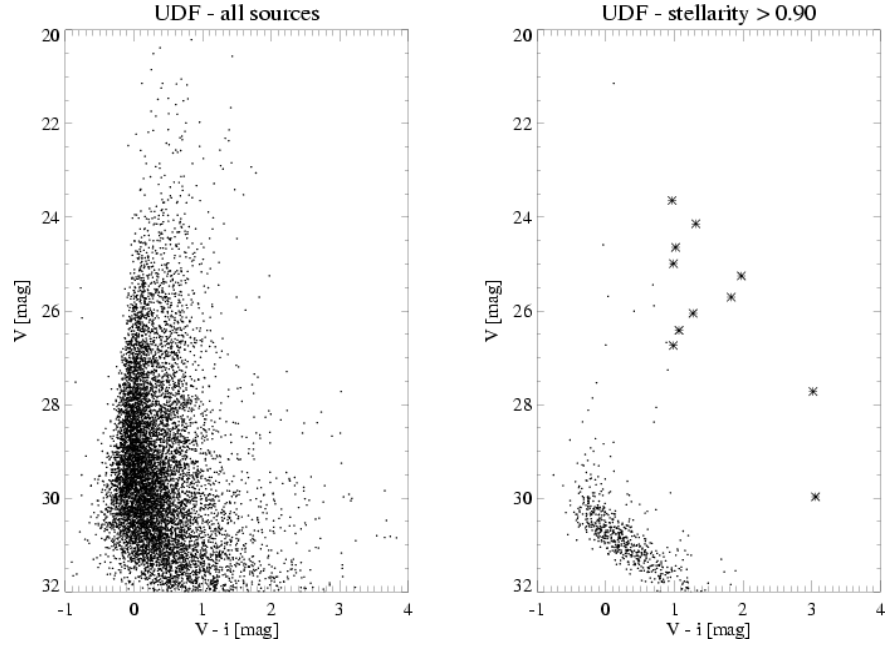


Figure 3. Colour-magnitude diagram for UDF. The diagram on the left shows all sources, whereas the diagram on the right only includes sources with a stellarity index > 0.90 . Candidate main-sequence stars are marked by “star” symbols.

A pioneering study of the *stellar* content of HDF-N/S was carried out by the late Rebecca Elson and collaborators (Elson et al. 1996; Johnson et al. 1999). The number of main-sequence stars in both fields (see

Figure 4) turned out to be in good agreement with models. In particular, they found no evidence for an extended, cD-like stellar halo around the Galaxy. Johnson et al. (1999) argue that the compact blue sources identified in HDF-S most likely constitute unresolved (extragalactic) star forming regions, rather than Pop III white dwarfs.

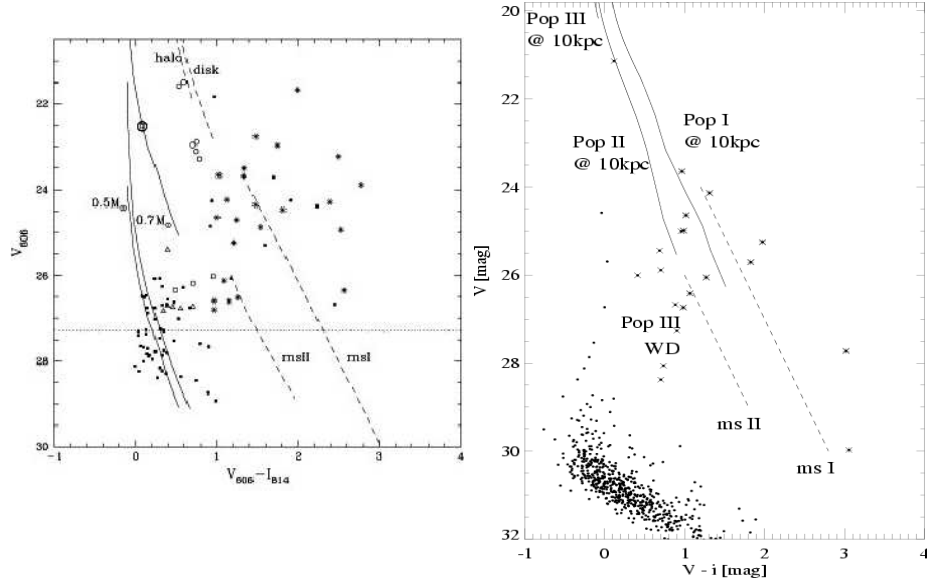


Figure 4. Colour-magnitude diagram for HDF N and S (left) and UDF (right). The locations of Pop I, II and III main-sequence stars (for a distance of 10 kpc), and cooling curves for white dwarfs with masses of $0.5 M_{\odot}$ and $0.7 M_{\odot}$ are shown as well.

In a related study, Ibata et al. (1999) and Kalirai et al. (2004) analysed deep, multi-epoch HST images of the inner halo in the direction of M4 ($l = 351^{\circ}$, $b = 16^{\circ}$). Down to a limiting magnitude of $V = 29$ mag, the observed numbers of thin-disk, thick-disk and Pop II halo white dwarfs are in good agreement with Galactic models. Based on a Chabrier IMF (Chabrier 1999) they expected to find 2 to 3 Pop III white dwarfs, but found none. While there is no need to invoke Pop III white dwarfs in order to fit the data, the small number statistics also does not yet rule out the existence of Pop III white dwarfs.

3. Open Questions

The following questions still need to be answered:

- Are all the red, low-mass candidates identified in HDF-N/S and UDF indeed stars?

- What is the nature of the compact blue sources? Are they Pop III white dwarfs or unresolved star forming regions?
- What is the exact shape of the outer halo luminosity function?

To address these questions, a spectroscopic follow-up of the brighter Pop II and Pop III candidates should be carried out. Spectroscopy of the fainter candidates is a science case for the next generation of Extremely Large Telescopes with apertures in the range 30 m to 100 m.

2nd epoch imaging of HDF-N (S) in Cycle 14 (15) would provide an epoch difference of 10 (8) years. Assuming an astrometric precision of 5 mas, it would be possible to confirm proper motions as small as 0.5 mas/yr. This should be sufficient to distinguish Pop II and Pop III white dwarfs from unresolved, extragalactic star forming regions, and might lead to the first identification of Pop III objects.

Acknowledgments

Discussions with Dimitrios Gouliermis and Bertrand Goldman are gratefully acknowledged.

References

- Alfonso, C., Albert, J.N., Andersen, J. et al. 2003, A&A 400, 951
Bahcall, J.N., Soneira, R.M., 1981, ApJ 246, 122
Bahcall, J.N., Soneira, R.M., 1984, ApJS 55, 67
Beckwith, S.V.W., et al. 2004, in preparation
Chabrier, G., 1999, ApJ 513, L103
Chen, B., Stoughton, C., Smith, J.A., et al., 2001, ApJ 553, 184
Digby, A.P., Hambly, N.C., Cooke, J.A., Reid, I.N., Cannon, R.D., 2003, MNRAS 344, 583
Elson, R.A.W., Santiago, B.X., Gilmore, G.F. 1996, New Astro. 1, 1
Gilmore, G., Reid, N., 1983, MNRAS 202, 1025
Gilmore, G., 1984, MNRAS 207, 223
Gould, A., Flynn, C., Bahcall, J.N., 1998, ApJ 503, 798
Ibata, R.A., Richer, H.B., Fahlman, G.G. et al., 1999, ApJS 120, 265
Johnson, R.A., Gilmore, G.F., Tanvor, N.R., Elson, R.A.W. 1999, New Astro. 4, 431
Kalirai, J.S., Richer, H.B., Hansen, B.M. et al., 2004, ApJ 601, 277
Larsen, J.A., Humphreys, R.M., 2003, AJ 125, 1958
Lemon, D.J., Wyse, R.F.G., Liske, J., Driver, S.P., Horne, K., 2004, MNRAS 347, 1043
Oey, M.S. 2003, MNRAS 339, 849
Paczynski, B. 1986, ApJ 304, 1
Salpeter, E. E. 1955, ApJ, 123, 666
Williams, R.E., Blacker, B., Dickinson, M. et al. 1996, AJ 112, 1335
Williams, R.E., Baum, S., Bergeron, L.E. et al. 2000, AJ 120, 2735