

On the Effects due to a Decaying Cosmological Fluctuation

Luca Amendola^{1,*} and Fabio Finelli^{2,†}

¹INAF/Osservatorio Astronomico di Roma, Via Frascati 33, I-00040 Monte Porzio Catone - Italy

²INAF-CNR/IASF, Istituto di Astrofisica Spaziale e Fisica Cosmica, Sezione di Bologna
via Gobetti, 101 - I-40129 Bologna - Italy

(Dated: 25th December 2018)

We present the initial conditions for a decaying cosmological perturbation and study its signatures in the CMB anisotropies and matter power spectra. An adiabatic decaying mode in presence of components which are not described as perfect fluids (such as collisionless matter) decays slower than in a perfect-fluid dominated universe and displays super-Hubble oscillations. By including a correlated decaying mode with a red or a scale invariant spectrum, the anisotropy pattern shows super-imposed oscillations before the first Dopplear peak, while with a blue spectrum the amplitude of the secondary peaks relative to the first one and the matter power spectrum can be altered. WMAP first year data constrain the decaying to growing ratio of scale invariant adiabatic fluctuations at the matter-radiation equality to less than 10%.

PACS numbers: 98.80.-k, 98.80.Cq, 98.80.Es

Introduction. The temperature and polarization anisotropy pattern of the Cosmic Microwave Background Radiation (CMB) is an invaluable snapshot of the initial conditions for the primordial perturbations responsible for structure formation. The most general initial condition in the linear regime can be written as a sum of several correlated modes that can be classified as adiabatic or isocurvature depending on whether the total non-adiabatic pressure perturbation vanishes or not, and as growing or decaying depending on their time behavior. The standard paradigm states that the fluctuations begin in their pure adiabatic mode and that the decaying component becomes rapidly negligible. Any deviation from this simple one-mode description may be a signal of new phenomena in the early universe. For instance, additional isocurvature (growing) modes [1] may be the remnants of multi-field inflation [1, 2, 3] or of primordial phase transitions and a rich literature has developed on this topic. Although the most recent observations by the WMAP satellite have shown that the cosmological perturbations start in an initial condition very close to the growing adiabatic one [4], a sizable amount of isocurvature perturbations either in the neutrino or in the CDM component is still allowed by the data [5].

In contrast, it is rather remarkable that, to the best of our knowledge, no attempt to constrain the decaying modes on the CMB or matter power spectrum has ever been performed; in fact, the CMB spectrum of the decaying mode has never been evaluated. All observational constraints on the initial conditions neglected to take into consideration the adiabatic decaying mode, on the implicit assumption that they are completely negligible. There are however three main reasons why the decaying modes might be observable on the CMB. First,

if they are generated with a spectrum different from the growing ones, then they might be dominant either at small or large scales whatever their amplitude at a given scale is. Second, although the decaying modes die out during a cosmological epoch, any sharp transition to a different epoch characterized by different components or different equation of states will regenerate a new growing and a new decaying modes: the decaying modes trace then the occurrence of cosmological transitions. Third, if a non standard era occurred in the early universe (for instance a mix-master singularity or a bounce [6]), an adiabatic decaying mode with a large initial amplitude may be present at the onset of the expanding stage. Therefore, it may be conceivable to have a non-vanishing decaying part when fluctuations reenter the Hubble radius in bouncing models. Aim of this paper is to discuss from a general and phenomenological point of view the general adiabatic mode and to derive constraints from a likelihood analysis of CMB data. In this new era of precision cosmology, this is a novel test for the coherence of primordial cosmological fluctuations.

The decaying initial conditions. In order to concretely discuss this subject it is useful to write the perturbed scalar part of Robertson-Walker metric both in the longitudinal and in the synchronous gauge, respectively:

$$\begin{aligned} ds^2 &= a^2(\tau)[-d\tau^2(1+2\Psi)+dx^i dx^j \gamma_{ij}(1-2\Phi)] \\ &= a^2(\tau)[-d\tau^2+dx^i dx^j (\gamma_{ij}+h_{ij})], \end{aligned} \quad (1)$$

where γ_{ij} is the flat background metric and $a(\tau)$ is the scale factor (we fix the present value $a_0 = 1$ and we have omitted the differences in the coordinates in the two gauges in Eq. (1)). The scalar metric perturbation in the synchronous gauge h_{ij} is separated in its trace h and traceless potential 6η . In a single perfect fluid dominated universe $\Phi = \Psi$, and the Fourier components of the gravitational potential Φ obey the following (driven) dissipative wave equation which admits two linearly in-

*Electronic address: amendola@mporzio.astro.it

†Electronic address: finelli@bo.iasf.cnr.it

dependent solutions [7]:

$$\Phi'' + 3\mathcal{H}(1+w)\Phi' - w\nabla^2\Phi + [2\mathcal{H}' + (1+3w)\mathcal{H}^2]\Phi = 0 \quad (2)$$

where $w = p/\rho$ is the equation of state of the fluid and \mathcal{H} is the conformal Hubble parameter. By considering as an example a radiation dominated universe ($a(\tau) \propto \tau$), Φ admits as solution:

$$\Phi_k = \frac{\bar{A}(k)}{y^3} [\sin(y + \beta_k) - y \cos(y + \beta_k)] , \quad (3)$$

where $y = k\tau/\sqrt{3}$. This means that by studying the impact of the decaying mode we are also testing the coherence hypothesis of the primordial cosmological fluctuations, which is at the core of the inflationary scenario combined with a standard cosmology after nucleosynthesis.

Let us now derive the initial conditions at large scales near or after the epoch of nucleosynthesis, around $z \sim 10^8 - 10^9$. At this stage baryons, CDM, photons are treated as perfect fluids, while neutrinos *freestream* since they already decoupled from the primordial plasma (around $z \sim 10^{11}$). We work from now on in synchronous gauge, as in most Boltzmann codes. The indexes b, c, r, ν will denote baryons, CDM, photons and neutrinos, respectively. Without neutrinos the initial conditions to the lowest non trivial order are, up to an arbitrary overall factor C [10]:

$$\begin{aligned} h &= x^2 + Dx \\ \eta &= 2 - \frac{1}{18}x^2 + \frac{3D}{4x} \\ \theta_r &= -\frac{k}{18}x^3 - \frac{3Dk}{8} \end{aligned} \quad (4)$$

where θ_r is the peculiar velocity divergence. These equations are to be complemented by $\delta_r = -2h/3$, $\delta_c = \delta_b = -h/2$, $\theta_c = 0$ and $\theta_b = \theta_r$, where D is the amplitude ratio decaying-to-growing and $x = k\tau$ (Note that during radiation $\tau \approx a_{\text{eq}}^{-1/2}a/H_0$ if a_{eq} is the equivalence scale factor, normalized in such way that $a_0 = 1$ today. In principle this relation receives a small correction from the recent Λ -dominated epoch, but for simplicity we shall neglect it thereafter.).

Adding neutrinos is not an easy task, since neutrino traceless pressure perturbations couple to the shear of the metric ($\Phi \neq \Psi$ in the longitudinal gauge). The neutrino energy-density fraction R_ν is defined as

$$R_\nu = \frac{\rho_\nu}{\rho_\nu + \rho_\gamma} \quad \frac{\rho_\nu}{\rho_\gamma} = \frac{7}{8} \left(\frac{4}{11} \right)^{\frac{4}{3}} N_\nu \quad (5)$$

with ρ_γ, ρ_ν , are the energy density of neutrinos and photons (after electron-positron annihilation) and N_ν is the number of neutrino species, respectively. On considering massless neutrinos R_ν is constant in time (this is also a very good approximation for realistic neutrinos masses).

The physical initial conditions in presence of neutrinos are (again up to an overall factor):

$$\begin{aligned} h &= x^2 + D x^{3/2} \sin X \\ \eta &= \left[2 - \frac{5 + 4R_\nu}{6(15 + 4R_\nu)} x^2 \right] \\ &\quad + \frac{D}{x^{1/2}} \left[\frac{11 - 16R_\nu/5}{8} \sin X + 5 \frac{\gamma}{8} \cos X \right] \\ \delta_\nu &= -\frac{2}{3}x^2 + D x^{3/2} \left[\left(\frac{1}{4R_\nu} - \frac{2}{5} \right) \sin X \right. \\ &\quad \left. - \frac{\gamma}{4R_\nu} \cos X \right] \\ \theta_\nu &= -\frac{23 + 4R_\nu}{18(15 + 4R_\nu)} k x^3 + \frac{D}{16R_\nu} k x^{1/2} \times \\ &\quad \left[\left(-3 - \frac{72}{5} R_\nu \right) \sin X + \gamma \left(3 - \frac{8}{5} R_\nu \right) \cos X \right] \\ \theta_r &= -\frac{1}{18} k x^3 + \frac{D k x^{5/2}}{3(25 + \gamma^2)} [\gamma \cos X - 5 \sin X] \\ \sigma_\nu &= \frac{4}{3(15 + 4R_\nu)} x^2 + \frac{D}{x^{1/2}} \left[\frac{\gamma}{2} \cos X \right. \\ &\quad \left. + \frac{11 - 16R_\nu/5}{10} \sin X \right] , \end{aligned} \quad (6)$$

where $X = (\gamma/2) \log x + \varphi$ and

$$\gamma = \sqrt{\frac{32}{5} R_\nu} - 1. \quad (7)$$

To these one must add $\delta_r = -2h/3$, $\delta_c = \delta_b = -h/2$, $\theta_c = 0$ and $\theta_b = \theta_r$ as above. A similar result was also found by Zakharov [8] for a system of radiation plus a collisionless component (see also [9]): our solution include baryons and CDM as well. Notice that h, η and θ_r in (6) reduce to (4) when $R_\nu \rightarrow 0$, up to a trivial rescaling. In the following we will refer to the growing modes as *g*-modes and to the decaying modes as *d*-modes. We assume that C, D are multiplied by their initial power-law spectrum with powers n_g, n_d , respectively, while we take φ independent of k . This means that the two linearly independent decaying solutions have the same spectral index.

Several comments are in order. First, the decaying initial condition (6) is as *adiabatic* as one can get: only δ_ν does not agree with the adiabatic relation $\delta_\nu = -2h/3$ since it is the only component which has non-vanishing anisotropic pressure terms. Second, the decaying mode contains two arbitrary constants, D and φ , instead of just one, as for isocurvature modes: this happens because the order of the system of differential equations is increased by using a first-order time equation (introduced by the Boltzmann hierarchy for the moments of the neutrino distribution function) for σ_ν and the number of decaying modes is doubled. By considering for simplicity the system of radiation plus neutrinos, the order of the linear differential equation for h (see Eq. (93) of [10]) at

leading order in x is therefore increased from four to five, leading to the growing and two decaying modes presented here, plus the two gauge modes proper of the synchronous choice [1], as can be seen from the master equation for h :

$$\begin{aligned} \tau^2 \frac{d^5 h}{d\tau^5} + 7\tau \frac{d^4 h}{d\tau^4} + \left(5 + \frac{8}{5}R_\nu\right) \frac{d^3 h}{d\tau^3} \\ + \frac{24R_\nu}{5\tau} \frac{d^2 h}{d\tau^2} - \frac{24R_\nu}{5\tau^2} \frac{dh}{d\tau} = 0 \end{aligned} \quad (8)$$

Third, the mode decays *more slowly* than in a perfect-fluid dominated universe ($\tau^{-1/2}$ instead of τ^{-1} in Eq. (4) in η) and *oscillates* in $\log x$ with frequency $\gamma/2$, when $R_\nu > 5/32$. Oscillations are erased when $R_\nu \leq 5/32$; however this does not occur here since we keep the conservative value $N_\nu = 3$. Fourth, the above initial condition imply that $F_{\nu 3} \sim \mathcal{O}((ka)^{1/2} \times \cos, \sin)$. Therefore the third and the higher moment of the neutrino distribution are regular in the past ($F_{\nu m} \sim \mathcal{O}((ka)^{m-5/2} \times \cos, \sin)$ with $m \geq 3$) and can be safely neglected in the above initial conditions, as for the growing mode [16].

Impact on observations. There are several novel effects due to the adiabatic decaying mode on the CMB temperature, polarization and matter power spectra. The oscillations in the gravitational potential will induce an oscillating pattern of SW and ISW effects at low multipoles (before the first peak). There is a chance that the waves at $\ell \lesssim 200$ seen in the first year WMAP temperature data are a signature of a non-vanishing decaying mode on large scales: we are exploring quantitatively this issue [11]. Note that the superimposed oscillations induced by a decaying mode appear *only* on scales larger the first acoustic peak, since the oscillations in $\log x$ found here are proper only of large scales. The prediction of superimposed oscillations only before the first peak sharply distinguishes the effect of a decaying mode from designing oscillations on the primordial Fourier matter power spectrum [12].

The oscillations are present when g and d modes are correlated: the pure decaying spectrum, being quadratic in the oscillating functions, shows in fact attenuated d -oscillations. This effect will be maximized for $n_d \leq n_g$, because in this case the largest scales are enhanced with respect to the smaller ones, and also for small optical thickness τ , because an early reionization erases part of the oscillation pattern. As is also clear from Fig. 1, the contribution from a correlated decaying adiabatic mode is in general not vanishing for ℓ larger than the first peak.

Likelihood analysis. Multiplying the decaying mode by the decaying spectrum $P_d \sim k^{n_d}$, the fractional amplitude of mode k in the metric perturbation h can be written as $D_k(\tau) = D(k/k^*)^{n_d/2} (k\tau)^{-1/2}$ where we put $k^* = 0.05h/\text{Mpc}$. We can perform therefore a quick estimation of the expected effect. For a flat spectrum ($n_d = 1$) the fractional amplitude of the decaying mode with respect to the growing one can be approximated as $D_{k^*}(\tau) = D(k^*\tau)^{-1/2} \approx D(H_0\sqrt{a_{\text{eq}}}/ak^*)^{1/2} \approx 0.01Da^{-1/2}$. Extrapolating to the equivalence time ($a_{\text{eq}} \sim 3 \times 10^{-4}$ [13])

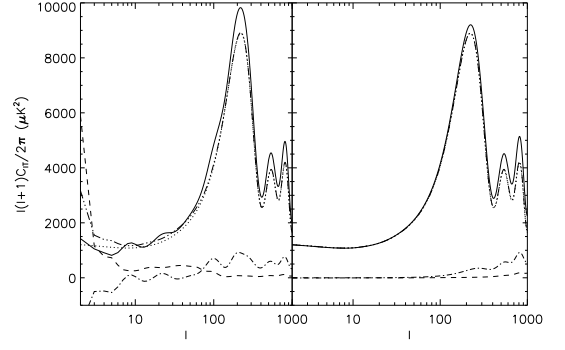


Figure 1: Temperature power spectra for $D = 0.2, \varphi = \pi/4, n_d = 1$ (left) and $D = 0.2, \varphi = 0, n_d = 3$ (right). The other parameters are $n_g = 1$ and $h = 0.7, \Omega_b h^2 = 0.025, \Omega_c h^2 = 0.125$. The solid line is the maximally correlated spectrum, the dotted has no decaying mode, the 3 dotted-dashed is the uncorrelated spectrum, the dashed is the decaying spectrum (multiplied by 3) and the dot-dashed the correlation. Note that in the left panel the correlation is negative on $\ell \lesssim 60$ and positive on larger ℓ .

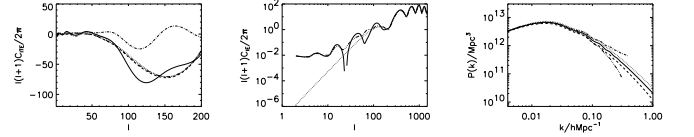


Figure 2: Left and middle panel, TE and E power spectra for the same parameters of the left panel in Fig. 1 (the convention with lines are the same as in Fig. 1 and the pure decaying spectrum is not plotted). To the right, unnormalized power spectrum for CDM for a vanishing decaying mode (solid line), for $n_d = 1, D = 0.2, -0.2$ (dotted and dashed, respectively), $n_d = 3, D = 0.2, -0.2$ (dot-dashed and 3-dot-dashed).

, this amounts to $D_{k^*}(a_{\text{eq}}) \approx 0.56 D$. As from Fig. 1, values of $D_{k^*}(a_{\text{eq}}) \sim \mathcal{O}(10^{-1} - 10^{-2})$ (with $n_d \approx n_g \approx 1$) lead to waves super-imposed to the power spectrum of a few percent amplitude, similar to those seen in the first year WMAP data. This also shows that for $n_d > n_g$ the decaying mode may lead to effects on small scales, as can be seen from Fig. 2, and can be constrained by PLANCK [14] and LSS data.

In a subsequent paper we will investigate in detail the full likelihood of the model including the features of the low multipole waves [11]. In this paper we present only the main result: the constraints from the WMAP data on the decaying amplitude D . To simplify the comparison to real data we assume here that the $g-d$ modes are either maximally correlated, uncorrelated or maximally anti-correlated. There is no loss of generality by assuming therefore $D > 0$. Inserting the initial conditions (6) in the Boltzmann code produces maximally correlated spectra; the uncorrelated and anticorrelated cases are obtained by linear combinations of a basis of three maximally correlated spectra (for each combination of parameters), as in e.g. [3].

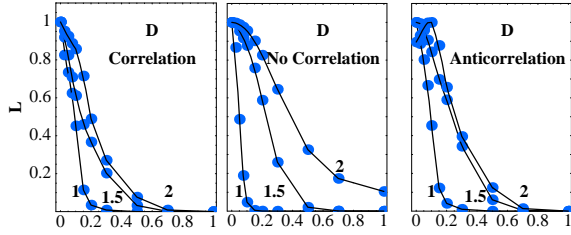


Figure 3: Likelihood for the decaying amplitude D for various choices of n_d and of the $g-d$ correlation as in the labels, marginalized over the other parameters.

Values of n_d substantially larger than unity generate strong deviations at small scales, both in the C_ℓ and in the matter power spectrum, so they are expected to be severely constrained by large scale structure data and by large- ℓ data [11]. Fig. 2 shows for instance that the matter power spectrum for $n_d > 3$ is extremely deficient at small scales, so we exclude such values from the analysis. We limit ourselves to discuss a few cases: a scale invariant $n_d = 1$ and two blue spectra, $n_d = 1.5, 2$. We explored a grid of over 10^6 models spanning eight parameters (for each choice of the $d-g$ correlation): D, n_d, φ plus the standard parameters $n_s, h, \Omega_b h^2, \Omega_c h^2, \tau$ (the overall amplitude is automatically integrated out). We restrict ourselves to the massless neutrinos case. We compare the predictions obtained from a modified version of CMBFAST [15] with the first year temperature and polarization WMAP data [13]. The global best fit is for $D = 1, n_d = 2, \varphi = -0.785$ rad, no $g-d$ correlation, and $n_s = 0.98, h = 0.69, \Omega_b h^2 = 0.024, \Omega_c h^2 = 0.127, \tau = 0.15$, with $\chi^2 = 970$ (for the temperature spectrum alone) which is however just marginally better ($\Delta\chi^2 = 4$) than the standard Λ CDM best fit. The results of the likelihood analysis are shown in Figs 3. For a flat spectrum ($n_d = 1$) the data constrain

$D < 0.2$ at 95% CL both for correlated and anticorrelated modes and $D < 0.1$ for uncorrelated modes. This means that any process that excited a decaying mode of the same amplitude and spectrum of the growing one (i.e. $D_{k^*}(a_*) = 1$) has occurred not later than a_* , where $a_* = 10^{-4} D^2 < 4 \cdot 10^{-6}$. For larger n_d the upper limit to D moves to larger values; for $n_d = 2$, an amplitude D of order unity is allowed in the uncorrelated case. As it can be seen from Fig. 3, the effect of the $g-d$ correlation is rather limited. Similarly, within the range of values of n_d we adopted here the phase φ has a very small effect on the likelihood (a larger effect is obtained for $n_d < 1$). Finally, the estimation of the other cosmological parameters is not much affected by the addition of d -modes [11]. Therefore, it is safe to consider $D < 1$ as an upper limit independent of all the other parameters involved in the model. Fixing $n_d = 1$ the upper limit strenghtens to $D < 0.2$.

Conclusions. We have derived the initial conditions for an adiabatic decaying mode in a standard primordial soup (neutrinos, baryons, CDM and radiation) in a spatially flat universe in Eq. (6). We have shown that decaying modes induce super-Hubble oscillations and observable deviations at small scales in the CMB and matter power spectra, depending on their amplitude and spectrum. WMAP first year data alone constrain $D < 0.2$ at 95% CL for a scale invariant spectrum almost regardless of the other parameters. This means that scale invariant adiabatic fluctuations should consist of their growing part for at least $\sim 90\%$ at matter-radiation equality. When $n_d > n_g$, larger values for D are still allowed by observations.

Acknowledgements

We thank the staff at CINECA where most of the computations have been performed under the grant INAF@CINECA.

-
- [1] M. Bucher, K. Moodley and N. Turok, Phys. Rev. D. **62**, 083508 (2000).
 - [2] M. Bucher, K. Moodley and N. Turok, Phys. Rev. Lett. **87**, 191301 (2001); Phys. Rev. D **66**, 023528 (2002).
 - [3] L. Amendola et al., Phys. Rev. Lett. **88**, 211302 (2002); R. Trotta, A. Riazuelo & R. Durrer, Phys. Rev. Lett. **87**, 231301 (2001); Phys. Rev. D **67**, 063520 (2003).
 - [4] H. V. Peiris et al., Astrophys. J. **148**, 213 (2003); C. Gordon & A. Lewis, Phys. Rev. D **67** 123513 (2003); J. Valiviita & V. Muhonen, Phys. Rev. Lett. **91**, 131302 (2003); P. Crotty et al., Phys. Rev. Lett. **91**, 171301 (2003); C. Gordon & K. A. Malik, astro-ph/0311102 (2003).
 - [5] K. Moodley et al. astro-ph/0407304; M. Bucher et al., in press, Phys. Rev. Lett., astro-ph/0401417 (2004); D. Parkinson et al., astro-ph/0409071; M. Beltran et al., Phys. Rev. D **70** 103530 (2004).
 - [6] C. W. Misner, Phys. Rev. Lett. **22**, 1071 (1969); V. A. Belinskii, I. M. Khalatnikov and E. M. Lifshitz, Adv. Phys. **19**, 525 (1970); R. Brandenberger and F. Finelli, JHEP **0111**, 056 (2001).
 - [7] V. F. Mukhanov, H. A. Feldman and R. H. Brandenberger, Phys. Rept. **215**, 203 (1992).
 - [8] A. V. Zakharov, Sov. Phys. JETP **50**, 221 (1979).
 - [9] A. Rebhan Nucl. Phys. B368 479 (1992); A. Rebhan & D. Schwarz, Phys. Rev. D **50**, 2541 (1994)
 - [10] C.-P. Ma and E. Bertschinger, Ap. J. **455**, 7 (1995).
 - [11] L. Amendola and F. Finelli, in preparation.
 - [12] J. Martin and C. Ringeval, Phys. Rev. D **69**, 083515 (2004).
 - [13] C. Bennett et al., (WMAP collab), Astrophys. J. Supp. **148**, 1 (2003); A. Kogut et al., Astrophys. J. Supp. **148**, 161 (2003); G. Hinshaw et al., Astrophys. J. Supp. **148**, 135 (2003).

- [14] <http://www.esa.int/science/planck>
- [15] U. Seljak & M. Zaldarriaga, *Astrophys. J.* **469**, 437 (1996).
- [16] We have explicitly checked that by adding the correct initial conditions for $F_{\nu,3}$ the resulting power spectrum does not show differences with respect to $F_{\nu,3} = 0$ initially.