

RAIN AND CLOUDS IN BROWN DWARF ATMOSPHERES: A COUPLED PROBLEM FROM SMALL TO LARGE

Ch. Helling^{1,2} and P. Woitke¹

¹Sterrewacht Leiden, P.O. Box 9513, 2300 RA Leiden, The Netherlands

²Zentrum für Astronomie & Astrophysik, TU Berlin, Hardenbergstraße 36, 10623 Berlin, Germany

ABSTRACT

The large scale structure of a brown dwarf atmosphere is determined by an interplay of convection, radiation, dust formation, and gravitational settling, which possibly provides an explanation for the observed variability. The result is an element depletion of the dust forming regions and an element enrichment of the dust evaporating sites. The formation of dust cloud structures in substellar atmospheres is demonstrated based on a consistent theoretical description of dust formation and destruction, gravitational settling, and element depletion including the effect of convective overshoot.

Since the viscosity is small in brown dwarf atmospheres, the convection creates a turbulent environment with fluctuations of all thermodynamic state variables on a wide range of spatial scales. Hence, the classical turbulent closure problem needs to be tackled in connection with dust formation in substellar objects, because a complete three-dimensional and time-dependent solution of the model equations is simply not possible. Structure formation may be seeded on the smallest scales, when chemical processes are involved. In order to understand the interaction of turbulence and dust formation, we have performed investigations of the smallest scale regimes in 1D and in 2D in order to identify the governing processes of the unresolved scale regime.

Stars: substellar – Planets: atmosphere – dust, turbulence

chemical component in the stellar atmosphere fluid because it is *i)* the main opacity carrier in substellar atmospheres once it has formed, *ii)* the most active chemical component which consumes condensable elements from the gas phase, and hence, *iii)* it changes the atmospheric (ρ, T) structure.

Every convectively unstable gas will be turbulent providing a source of additional small scale variability. Because a complete three-dimensional and time-dependent solution of the radiative transfer and the fluid dynamics including a complex chemistry is simply not possible yet, the turbulent closure problem must be tackled in connection with dust formation and element conservation in substellar objects. A numeric approach to such challenges is the Large Eddy Simulation (LES) method in which the range of resolvable scales is numerically treated and the unresolved, or residual scales are represented by a subgrid model.

Anticipating for instance the IR Spritzer observations with a spectral range up to $\approx 30\mu\text{m}$ (see Roellig et al. 2004) which luckily is typical for dust, we followed two paths in our investigations:

1. The theoretical background of gravitational settling (rain out) is studied on the base of extended dust moment equations which allow for a simultaneous modelling of dust nucleation, growth/evaporation and size dependent drift (Sect. 2).
2. We have investigated the small scale regime in 1D and in 2D to identify the governing processes, and to understand the interaction and the feedback mechanisms of turbulence and dust formation (Sect. 3).

1. INTRODUCTION

The large scale structure of large parts of a brown dwarf atmosphere is influenced by the life cycle of dust (Helling 2003; Woitke & Helling 2003) which eventually governs their spectral appearance. This life cycle of dust is a consequence of an interplay of convection, dust formation (nucleation and growth), evaporation and gravitational settling (Helling et. al. 2001; Woitke & Helling 2003) thereby providing a likely cause for the observed non-periodic atmospheric variability (e.g. Bailer-Jones & Mundt 1999; Clarke et al. 2002; Koen 2004). Dust is the most active

2. THE LARGE-SCALE STRUCTURE

Woitke & Helling 2003 have extended the theory of dust formation developed by Gail & Sedlmayr 1986 into the substellar regime. The dust formation can be treated as a two step process because of time-scale arguments: first seed particles form (nucleation) which subsequently grow to macroscopic sizes. Gail & Sedlmayr 1986; Gail & Sedlmayr 1988 developed a system of dust moment equations which have the character of conservation equations with source terms due to nucleation and growth/evaporation. By taking into account additionally the size dependent drift – particularly important in

substellar atmospheres –, simultaneous with nucleation and growth/evaporation, a time-dependent system of extended dust moment equation results which has to be solved consistently with the element conservation equations. A handsome set of static ($\mathbf{v}_{\text{gas}} = 0$), stationary ($\partial L_j / \partial t = 0$) dust moment equations including auxiliary conditions for element conservation has been derived in Woitke & Helling 2004. Its solution for TiO_2 -grains on top of a prescribed substellar model structure (p, T) has been demonstrated (for model details please consult Woitke & Helling 2004). Figure 1 (top) shows the calculated stratification which results from the interplay between convective up-mixing, dust formation, and drift. The up-mixing is modelled as a convective overshoot with exponentially decreasing efficiency with height above the convective active zone.

The large-scale quasi-static cloud distribution in a brown dwarf atmosphere results from two counteracting processes: The upward mixing of condensable elements by convective overshoot and the downward rain out. The distribution of dust inside and close to the cloud is merely determined by the sensitive dependence of the dust formation processes (nucleation, growth/evaporation) on the local temperature (T), the local gas density (ρ), the local element abundances (ϵ_i), and the local mixing time scale. The bottom sketch in Fig. 1 visualises the close resemblance of terrestrial expectations of clouds and rain.

2.1. ATMOSPHERIC DUST COMPONENT

The study of the dimensionless dust moment equations for typical substellar atmosphere conditions reveals a hierarchical appearance of the source terms nucleation \rightarrow growth/evaporation \rightarrow drift (Woitke & Helling 2003). Nucleation (seed particle formation) is the dominant source term (region I in Fig. 1) if the local thermodynamic conditions allow for it. Only if nucleation becomes inefficient or impossible, the growth/evaporation term dominates (regions II and IV in Fig. 1). Only if nucleation and growth are both inefficient, the drift term will govern the equations solution (region III and partly also regions II, IV in Fig. 1).

0. Dust-poor depleted gas: High above the convection zone, the mixing time-scale is large and the elemental replenishment of the gas is too slow to allow for considerable amounts of dust to be present in the atmosphere. The few particles forming here are very small which is, however, sufficient to make $\tau_{\text{sink}} < \tau_{\text{mix}}$, which causes these atmospheric layers to become dust-poor. The gas phase is strongly depleted in condensible elements.

I. Region of efficient nucleation: Nucleation takes place mainly in the upper parts of the cloud layer, where the temperatures are sufficiently low and the elemental replen-

ishment by mixing is sufficiently effective. Although the gas is strongly depleted in heavy elements in these layers, it is nevertheless highly supersaturated ($S > 1000$) such that homogeneous nucleation can take place efficiently. The dust grains remain small $\langle a \rangle < 0.01 \mu\text{m}$. The mean drift velocities are even smaller than in region 0 because of the higher gas densities.

II. Dust growth region: With the inward increasing temperature, the supersaturation ratio S decreases exponentially which leads to a drastic decrease of the nucleation rate J_* . Consequently, nucleation becomes unimportant at some point, i. e. *the in-situ formation of dust particles becomes inefficient in region II*. Here, the condensible elements mixed up by convective overshoot are mainly consumed by the growth of already existing particles, which have formed in region I and have drifted into region II. The gas is still strongly supersaturated $S \gg 1$, indicating that the growth process remains incomplete, i. e. the condensible elements provided by the mixing are not exhaustively consumed by growth.

III. Drift dominated region: With the increasing mean size of the dust particles, the total surface decreases which makes the consumption of condensible elements from the gas phase less effective. At the same time the drift velocities increase. When the dust particles have reached a certain critical size, $\langle a \rangle_{\text{cr}} \approx 15 \mu\text{m}$ to $50 \mu\text{m}$, the drift becomes more important than the growth, and the qualitative behaviour of the dust component changes (*rain edge*). Although the gas is still supersaturated $S \approx 1 \dots 10$, the in-situ formation of dust grains is as ineffective as in region II. The depletion of the gas phase vanishes in region III, i. e. the gas abundances approach about the solar values. The grains reach their maximum radii at the lower boundary of region III (*cloud base*): $\langle a \rangle \approx 30 \mu\text{m}$ to $400 \mu\text{m}$.

IV. Evaporating grains: The gravitationally settling dust particles finally cross the cloud base and sink into the under-saturated gas situated below, where $S < 1$ and $\chi_{\text{IKn}}^{\text{net}} < 0$. Here, the dust grains raining in from above evaporate thermally. The evaporation of these dust particles, however, does not take place instantaneously, but produces a spatially extended evaporation region IV with a thickness of about 1 km for the model atmosphere shown here.

2.2. ATMOSPHERIC GAS COMPONENT

Beside the general cloud structure (Figs. 1) and details about the atmospheric dust component like rate of nucleation J_* (solid line, 2nd panel Fig. 1, top), mean particle sizes and mean drift velocities (both 4th panel Fig. 1, top), we find also detailed information about the molecule

abundance in the gas phase (5th panel Fig. 1, top). The remaining gas composition depends on the dust formation processes and follows the atmosphere structuring by the dust as suggested in Sect. 2.1.

0, I, II. Regions of metal deficiency: The gas phase is strongly depleted by those elements involved into the dust formation process (merely Ti in the case depicted in Fig. 1). This metal deficiency amounts for instance to about 6 orders of magnitude in the case of TiO_2 in the visible outer region 0.

This metal deficiency decreases with decreasing height and its observational relevance will depend on where the $\tau = 1$ -level is reached. The model atmosphere adopted here would appear strongly metal deficient.

III. Region of nearly solar metallicity: The gas phase has approximately solar abundances since it is strongly mixed with gas from the deep interior and the depletion by the growth of the few large particles drifting through is has only little influence.

IV. Region of metal enrichment: The size dependent evaporation of the inward drifting dust grains causes a height dependent element enrichment of the inner, hot and dense atmospheric regions. It might, however, lay below the $\tau = 1$ -level and may therefore be only visible for rather warm substellar objects.

3. THE SMALL-SCALE REGIME: CLOUD FORMATION

If the inertia of the atmospheric gas is larger than its friction, i. e. large Reynolds number, turbulence will develop if a driving mechanism is present. Substellar atmospheres seem to provide both: high Reynolds numbers and convection as driving mechanism. Consequently, simulations of brown dwarf and planetary atmospheres have to deal with the multi-scale problem as it is characteristic for turbulent systems. In classic static model atmospheres the mixing length theory is used to describe the multi-scale problem of turbulent convection. Only one – the most energy containing scale of the system k_{MLT} – is used to model the whole scale spectrum (Fig. 2 ①).

In simulations of dynamic model atmospheres more advanced methods have been used, like the artificial viscosity (Fig. 2 ②) which damps fluctuations such that no energy is contained in the smallest but still resolvable scale (k_{resol}). The large eddy simulation tries to use information from the edge of the resolvable regime to model the residual, unresolved scales (Fig. 2 ③). Obviously, knowledge needs to be accumulated about this small-scale regime. A hierarchical investigation from small to large scale has been started by Helling et. al. 2001 as sketched by ④ in Fig. 2. The basic idea is that convective elements do collide and thereby create a whole spectrum of disturbances, i. e. tur-

bulent fluctuations. Fluctuations carry expansion waves which can initiate dust formation by a local drop of the temperature below the nucleation threshold. If thermal stability is assured, these seed particles grow to macroscopic sizes and start to radiate thermally. The result is a reinforced cooling of the gas/dust mixture in the small scale regime. A feedback loop sets in which assures more dust to form until all condensible material is consumed from the gas phase. The dust complex has then reached a steady state (compare Fig. 3 in Helling et. al. 2001).

Relying on these results, Helling et. al. 2004 have adopted the concept of driven turbulence where a whole spectrum of superimposed waves constantly enters and thereby disturbs an initially dust free gas inside a test volume. Figure 3 demonstrates the principle findings: The dust formation process is initiated on the smallest length scales resulting in a very inhomogeneous distribution of dust. Similar results were obtained based on asymptotic analysis of the nucleation rate in Fig. 2 in Helling et. al. 2001. The smallest observable dust structure in the present Fig. 3 (top) is $\approx 20\text{m}$ after $t = 0.436\text{s}$ with the smallest resolved scale being $\Delta x \approx 4\text{m}$. These small scale heterogeneity lasts not very long. Ongoing hydrodynamic disturbances cause the dust structures to gather in larger and larger cloud-like structures causing a (mesoscopic) large-scale heterogeneity. Lanes and curls appear and disappear during these dynamic process of gathering. Structures of the size of $\approx 200\text{m}$ have developed in the presented simulation after $\approx 8\text{s}$ (Fig. 3, bottom). Note that the appearance of curls indicates the development of vorticity which is typical for turbulent systems. During the time of active dust formation, sites with high vorticity appear and the question may be raised if the formation of dust can cause turbulence. The answer seems to be positive since the appearance of dust in a system has a strong feedback onto the system's temperature and the velocity field, i. e. the thermal and the dynamic structure of the atmosphere. This idea is supported by the results of 1D simulations of which one example is shown in Fig. 4 where means with standard deviations are depicted. The apparent standard deviation is largest in the period of most active dust formation, i. e. between 0.05s and 3s, independent of the initial reference temperature. Almost no variations are present in the dust quantities if the dust complex has reached its steady state which is much in contrast with the hydrodynamic quantities (top four panels in Fig. 4) which are continuously perturbed by the turbulence driving mechanism.

Optical depth: Adopting Rosseland mean gas opacity typical for the hot, inner layers of a brown dwarf atmosphere and the Rosseland mean dust opacity for astronomical silicates, the variability of the total opacity and the space mean optical depth for the size of our test volume (500m) has been investigated. For the simulation depicted

in Fig. 4 the dust and the gas opacities differ by about 1.5 orders of magnitude. The dust opacities vary by about 0.5 magnitudes, whereas the gas opacity by only about 0.2 order of magnitudes. This is independent of the characteristic time scale of the system, i. e. the large-scale Mach number of the initial configuration. The optical depth increases by a factor of 10 when the dust forms, in accordance with the opacity increase. There is, however, a delay between the onset of dust formation and the time when the maximum optical depth is reached because the dust formation sets in earlier than a cloud becomes optically thick. This delay is sensitive to the characteristic time scale of the system.

The gas/dust mixture will only be optically thick for the case of non-transparent dust particles depending also on the wavelength considered. Glassy grains efficiently absorb in the far IR ($\lambda \gtrsim 10\mu\text{m}$) and one might, depending on the observed wavelength, detect typical dust features and possibly even the rapid formation events which, however, may need to evolve on macroscopic scales to be observable.

Turbulent fluctuations do not seem to produce considerable variations in view of the space mean of the optical depth in the long term (here $t > 4\text{s}$) if astronomical silicates are assumed as typical dust opacity carriers, though turbulent fluctuations are essential for the initiation of dust formation and eventually for the origin of large scale structures.

Dependence on Mach number: The use of dimensionless equations allows to describe the character of the model equations and their solution by a set of characteristic numbers. For instance, the Mach number = 1 suggest a sound-like flow while Mach number $\ll 1$ implies a quasi-static fluid field. This concerns only the mean behaviour of the reactive fluid. Deviations from this can occur and a local rather than a global Mach number may occasionally be considered. The Mach number of the local turbulent fluctuations is always sub-sonic due to the underlying model of driven turbulence (see Helling et. al. 2004) in our simulations, i. e. $M_{\text{turb}} < 1$. The global Mach number describes the turbulent energy input on the largest resolvable scale and has an indirect influence on M_{turb} . However, the dust formation is a local process, and its onset is delayed in case of low global Mach number. The overall pattern formation remains very much alike but needs longer times to evolve for smaller Mach numbers.

4. CHALLENGES

Presently, two schools exist for modelling the large-scale structures of substellar atmospheres. Both aim on the understanding of the physiochemical processes being responsible for the detected spectral appearance and the photometric variability.

a) The classic static model atmosphere includes – beside the assumption of hydrostatic equilibrium – an elaborate frequency-dependent (static) radiative transfer treatment assuring flux conservation also with regard to the convective flux treated in the mixing length approximation. The solution of the chemical equilibrium for hundreds of gaseous - and if needed also for solid - species closes the system of model equations.

b) Multi-dimensional modelling originating from solar and engineering research. The complete time-dependent hydrodynamic equations are solved including energy conservation. The time-dependence and multi-dimensionality is paid by either a simplified radiative transfer treatment (Ludwig et al. 2002). In addition, the treatment of the gas phase chemistry is very limited. Only Helling et. al. 2001 did include a time-dependent model for dust formation (see Sect. 2).

It seems tempting to combine the advantage of the one (e.g. frequency-dependent radiative transfer for spectrum interpretation) with the advantage of the other (e.g. hydrodynamic cloud formation).

What do we need to achieve such a goal?

Hydrodynamics: Convection & Turbulence A complete hydrodynamic modelling of a substellar atmosphere will need to solve the multi-scale problem inherent to any turbulent media. Hence, we need a model able to describe the large scale hydrodynamic structures commonly ascribed to convection. The model must simultaneously describe the small-scale turbulent fluid field. One way to do so is to apply the method of the Large Eddy Simulation (LES) where the spatial and the associated time scale are resolved down to a cut-off length. The scales smaller than that must be represented by some appropriate subgrid model.

A further challenge is the simulation of the physical system close to a quasi-static situation. Numeric truncation errors may cause unwanted spurious effects which can accumulate in the course of the simulation.

Hydrodynamics: Rotation Brown dwarfs are shown to be fast rotators (see Scholz & Eislöffel this conference) and we know from Jupiter that rotation shapes its initially intermittent atmosphere. Rotation will introduce a day/night behaviour and tides on the scale of the entire globe. It is, hence, a large-scale process and a globe-sized simulation will be needed. So far, only rotation free simulations are available for brown dwarfs.

Radiative transfer For spectrum interpretation and for a correct atmospheric temperature - density structure, the photon - matter interaction has to be modelled. Huge data bases with millions of lines for the various molecules of interest (H_2O , TiO , TiC , TiH , CO , SiO , VO , CH_4 , CaH ,

CrH, FeH, H₃O, NH₃, PH₃, CIA H₂) and others, which influence the thermal structure but not show up in spectral features, are available and under construction. Obeying observational evidence, atomic data are needed as well as good models for line profiles (K I, Na I, Ca II; Rb I, Cs I).

Multi-dimensional and time-dependent simulations are not able to handle such amounts of data which makes the 1D models the best and only tool for detailed spectrum interpretation also in the far future. However, the radiative transfer in spatially inhomogeneous media may need further attention also in substellar objects since it can support structure formation in dusty media where e.g. shadow casting is a major effects (see question by Steinacker).

Gas phase chemistry So far, time-dependent models were presented which include only a very simple model for the chemical gas phase composition of the dust forming gas. Our work in progress allows to calculate the chemical equilibrium among 33 molecules and the conservation in space and time of 10 elements which is sufficient for the study of heterogeneous dust formation.

It may be necessary to study chemical non-equilibrium effects influencing the composition of the gas phase. Such effects may be important if the chemical reaction time is considerably smaller than the time on which the local temperature and density changes, which require that convection is much faster than chemistry. Chemical equilibrium, in contrast, holds if the chemical reactions are much faster than the hydrodynamic changes. Since photochemical processes are irrelevant in inner substellar atmospheric regions, the above ideas are concerned with the local thermo- and hydrodynamic condition, or in other words, it can be considered in Lagrangian coordinates. Hence, observation of CO and CH₄ for instance in Gl 229B do not necessarily mean that the convective time scale is smaller than the chemical reaction time for these molecules. It may very well be that a convective cell of hot gas with its respective chemical equilibrium composition travels upward and is detected in a considerable cooler surrounding. However, the local conditions inside this cell are appropriate for the presence of CO and the other gas compounds in chemical equilibrium since they are not influenced by the surrounding nor by photo-processes yet. Hence, there are at least two reasons not to expect chemical non-equilibrium: 1) the atmospheres are almost entirely convective thereby providing an efficient mixing mechanism, and 2) substellar atmospheres are very dense, hence, the chemical time scales are very small due to high collision rates.

Dust formation First steps for understanding dust formation and for providing a consistent description for substellar atmospheres are made (see Sect. 2). So far, the extended model equation for dust formation which include

the drift effect have not been solved consistently inside a model atmosphere.

Note that the formation process of dust is a non-equilibrium process since it takes place far away from thermodynamic equilibrium. The gas needs to be substantially over-saturated, only then the phase transition is kinetically possible.

The next crucial step may be the consideration of coagulation processes. Coagulation is likely to play a role in the inner, drift dominated atmospheric layers. Here the drift may cause grain-grain collision and thereby a non-continuous, jump-like dust growth process leading to much larger dust grains than we presently do predict.

5. SUMMARY

We have presented work on two entirely different scale regimes of substellar atmospheres, one dealing with the observational large-scale regime and the other dealing with the small-scale regime where structure formations can be initiated. This allows us to cautiously draw a picture which sketches processes and interactions most relevant to rain and cloud formation in substellar atmospheres. Figure 5 summarises the expected large scale structure as well as the small scale structure formation due to turbulence seen as a zoom in into the large scale structures of the atmosphere.

First, the turbulent character of a substellar atmosphere does allow the formation of grains in else-wise dust-hostile regions, i.e. further inside the atmosphere. The constantly occurring wave input from e.g. colliding convection cells causes the dust to form and later to gather into larger and larger structure (clouds) which can block radiation and cause backwarming due to the high opacity of dirty dust grains.

Second, the dust formation does very likely occur inside elemental rich, upstreaming gaseous material. Once first seed particles have formed, they immediately start to sink into deeper, much denser atmospheric layer. During this travel the particle grows to 100 μ m sized grains and speed up their fall as they get larger. The region of seed formation is characterised by very small grains and a high metal deficiency. The dust particles reach their maximum size in deep layers, just at the borderline of thermal stability. What we know from Earth rain we find also for brown dwarfs, the rain drops simply pass through some atmospheric regions before they hit the ground or evaporate as it is in the case of brown dwarfs and giant gas planets. Hence, there is a distinct upper and lower boundary where the dust clouds are to be expected. The upper borderline is related to the condition that enough condensable elements must be mixed upwards, the lower borderline is given by the condition of thermal stability. It is clear from thermodynamic arguments, that the cloud layer sinks deeper into the atmosphere as cooler the object is and visa versa. It

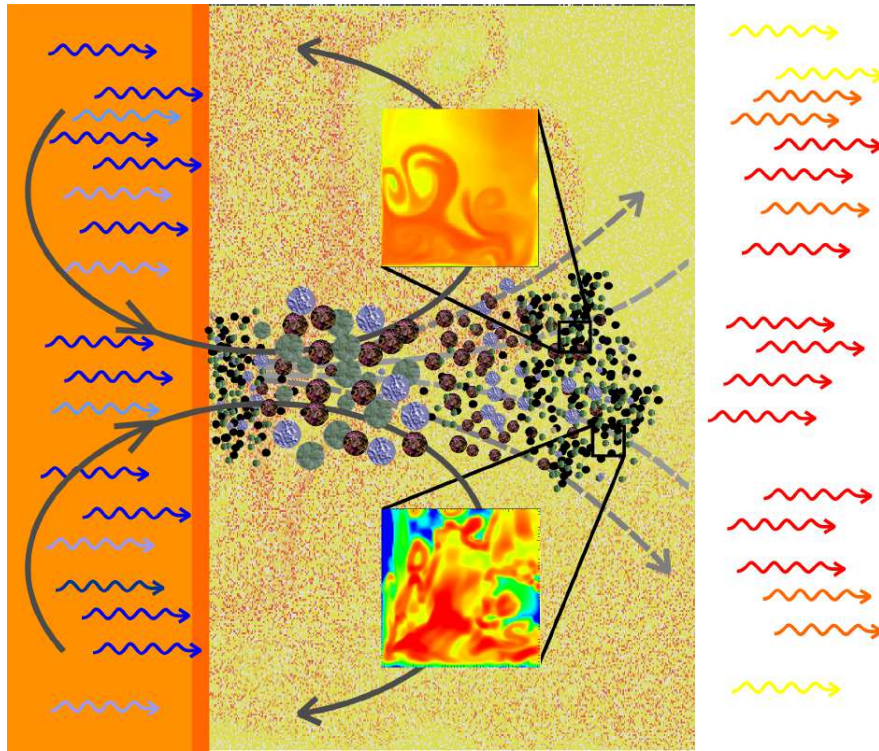


Figure 5. Sketch of processes determining the appearance of a substellar object. A strong and deep convection (closing arc) causes convective overshoot (outward dashed arrows) which transports element enriched material outwards. Inside such up-streams dust formation takes place, appears as spots on the object's surface, and the formed grains settle gravitationally. Radiation can only escape through holes in the atmosphere resulting in a certain small scale variability while the appearance of large dust clouds may cause the observable photometric variability.

is, hence, not surprising that cooler substellar objects do appear more metal deficient.

ACKNOWLEDGEMENTS

This work has been supported by the DFG (grants SE 420/19-1&2, Kl 611/7-1, Kl 611/9-1) and the *Berliner Programm zur Förderung der Chancengleichheit für Frauen in Forschung und Lehre*. Most of the literature search has been performed with the ADS system.

REFERENCES

- Bailer-Jones, C.A.L., Mundt, R. 1999, A&A 348, 800
 Clarke, F.J., Oppenheimer, B.R., Tinney, C.G. 2002, MNRAS 335(4), 1158
 Helling Ch., Oevermann M., Lüttke M., Klein R., Sedlmayr E. 2001, A&A 376, 194
 Helling Ch. 2003, Rev.Mod.Ast. 19, 114
 Helling Ch., Klein R., Woitke, P., Nowak, U., Sedlmayr E. 2004, A&A 423, 657
 Gail H.-P., Sedlmayr E. 1986, A&A 166, 225
 Gail H.-P., Sedlmayr E. 1988, A&A 206, 153
 Koen, Ch. 2004, MNRAS, in press
 Ludwig, H.-G., Allard, F., Hauschildt, P. 2002, A&A 395, 99
 Roellig, T.L., van Cleve, J.E., Sloan, G.C., Wilson, J.C. et al. 2004, ApJSS, submitted
 Woitke P., Helling Ch. 2003, A&A 399, 297
 Woitke P., Helling Ch. 2004, A&A 414, 335

Burgasser: Are the structures you show at later times an analogous "picture" of what you see on the surface of a dust-forming star / brown dwarfs? Have you considered rotation effects? – great talk

1) In case of true self-similarity, this could be true. However, I would hesitate to simply scale up the present results since they are obtained for a very different scale regime where major large scale processes like for instance convection have no direct influence on the local fluid dynamics, though they indirectly are present as driving mechanism for turbulence.

2) Rotation effects are to be expected in the large-scale regimes but not in the small-scale regimes investigated so far.

Jevremovic: What is the size of the numerical grid? What is the time scale of transition from the adiabatic to the isothermal phase?

1) The 2D simulations have a resolution of 128×128 grid cells, the 1D simulation 500 grid cells both covering a physical size of 500m.

2) The local transition time scale is very small and it merely depends on the dust formation time scale. The global time scale will be much longer in a turbulent medium since areas can remain dust-free longer than others. To give a rough estimate, duration from 2 – 20s are possible, depending also on the Mach number of the fluid.

Linsky: Have you included the addition and subtraction of energy from the gas as a result of condensation and evaporation processes? Will this feedback on the thermal structure of the atmosphere?

1) Non of the dust simulations presented here need to include such reaction energy effects as is has been discussed in (Woitke & Helling 2003 A&A 399, 297). We have shown

that this effect can only amount to a maximum heating of $\approx 3\text{ K}$ of any grain which we consider as negligible under typical brown dwarf atmosphere conditions.

2) The release of condensation heat during grain growth can be important for the gas, possibly driving the convection as in the Earth atmosphere. The abundance of high-temperature condensates in brown dwarf atmospheres is smaller than that of water in the Earth atmosphere. Therefore, we expect smaller effects.

Ludwig: Which is the dominant spatial scale (relative to the scale on which turbulence is driven) of the dust resulting structures? In how far do smaller scales influence the dominant dust structures? Which is the minimum level of fluctuations necessary to significantly influence dust formation?

1) This scale evolves over time from small (\approx grid resolution $\approx 10^2\text{ cm}$ in 2D) to large (size of test volume = 500 m) according to our simulations.

2) They profoundly influence the large-scale dust structures since the dust formation is initiated in the small-scales regimes.

3) The smallest global Mach number studied so far is $M = 0.2$ which determines the energy input at the largest scale. The local turbulent fluctuation does, however, fall into a regime of smaller Mach numbers. The quantitative character of structure formation is very similar to the $M = 1$ regime, but the time scales are longer.

Steinacker: The present gas/dust structures are spatially very complicated, how do you handle the radiative transfer and especially the dust cooling?

Proper radiative transfer is not included so far. Present dust cooling is treated by a relaxation ansatz towards a constant temperature. Multi-dimensional radiative transfer simulations do, however, suggest the support of such inhomogeneous media than a smoothing out of these structures (see e.g. Woitke et al. 2000 A&A 358, 665).

Dobler: In your model the stratification quickly changes from adiabatic to isothermal, which is very different from what we have in the Earth's troposphere. What is the physics behind this difference?

First, the optical properties of the considered particles are large in brown dwarf atmospheres. We have to expect dirty, i.e. non-transparent, dust particles in brown dwarfs which is very different to what we have in the Earth's atmospheric layers. Second, the ratio radiative/thermal energy of the gas is much larger in brown dwarf atmospheres since it scales with $\sim T^3$ and brown dwarfs are considerably warmer than the Earth.

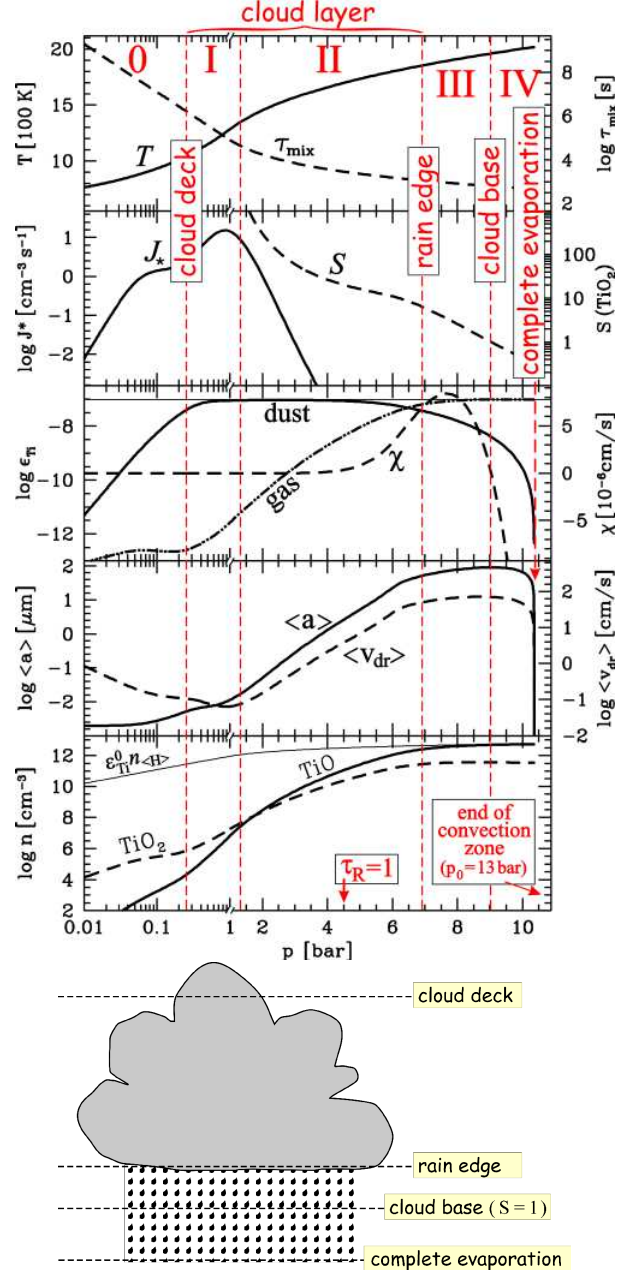


Figure 1. The substellar, large-scale, quasi-static dust cloud structure is merely stratified by the dust formation processes inside the cloud. Eventually, the dust particles rain out, evaporate and thereby element enrich deeper atmospheric regions. Fresh, uncondensed material is mixed up by convection and subsequent convective overshoot. ($T_{\text{eff}} = 1400\text{ K}$, $g = 10^5\text{ cm s}^{-1}$)

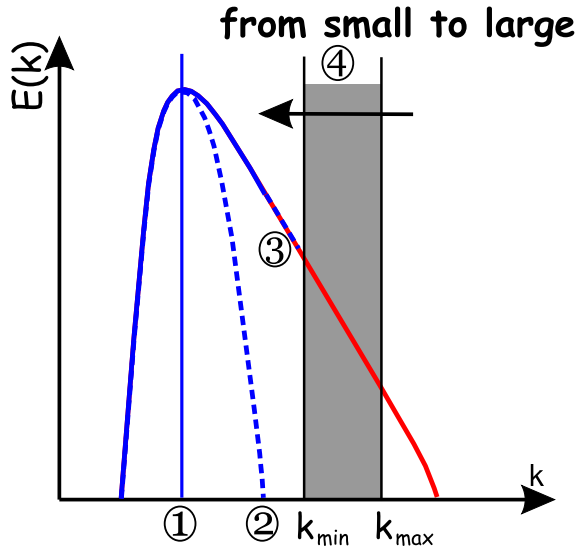


Figure 2. Model approaches to the Kolmogoroff scale spectrum for turbulent media: ① mixing length theory (MLT), ② artificial viscosity, ③ large eddy simulation (LES) ④ this work.

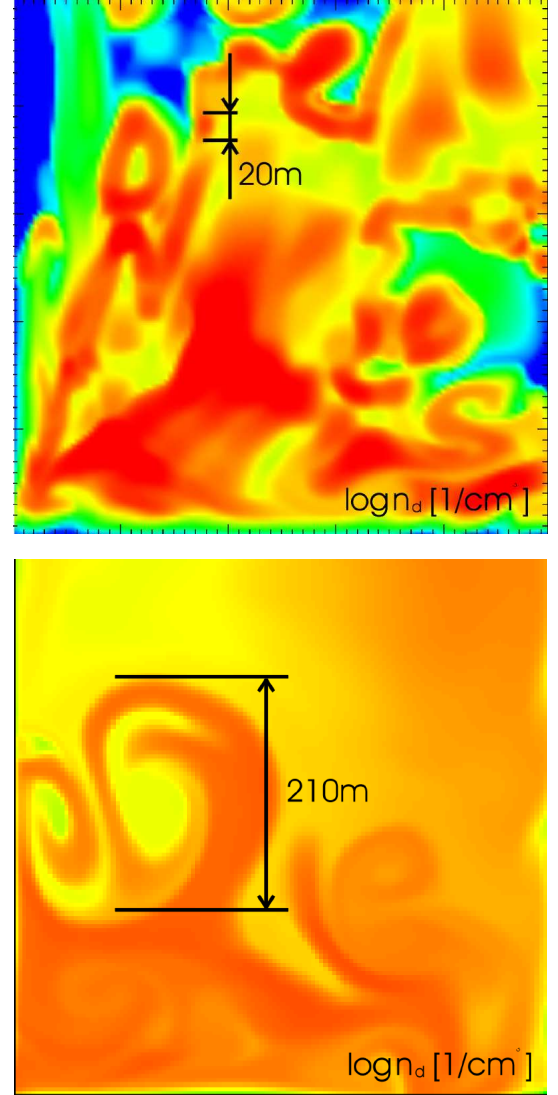


Figure 3. Turbulent dust formation in the macroscopic regime (top: $t = 0.436$ s, bottom: $t = 8.3$ s). The results are depicted for the number of dust particles (red/dark grey: $\log n_d = 10$ [with n_d in cm^{-3}], yellow/light: $\log n_d = 8$ cm^{-3} , blue/black: $\log n_d = 0$).

Model parameter: $T_{\text{ref}} = 2100$ K, $T_{\text{RE}} = 1980$ K, $\rho_{\text{ref}} = 3.16 \cdot 10^{-4} \text{ g cm}^{-3}$, $t_{\text{ref}} = 0.3$ s, $l_{\text{ref}} = 10^5$ cm, $\Delta x = 3.94 \cdot 10^2$ cm, $N_x \times N_y = 128 \times 128$, $N_k = 500$.

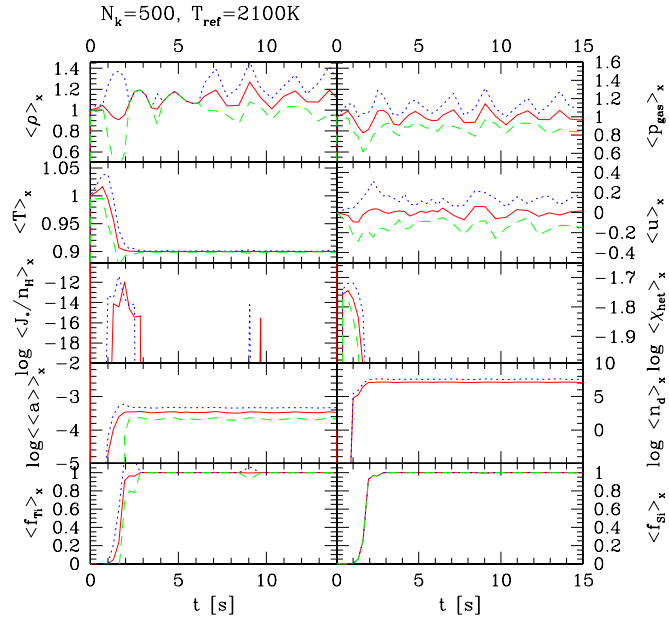


Figure 4. The space-means $\langle \alpha(t) \rangle_x$ (solid/red) plus/minus the apparent standard deviations $\sigma_{N_x-1}^\alpha(t)$ (dotted/dashed) as a function of time for the same parameter like Fig 3 but for $t_{\text{ref}} = 3.08$ s and $N_x = 500$. ($\langle \alpha(t) \rangle_x + \sigma_{N_x-1}^\alpha(t)$ - dotted/blue; $\langle \alpha(t) \rangle_x - \sigma_{N_x-1}^\alpha(t)$ - dashed/green).