

Astrophysics in the Far Ultraviolet
 ASP Conference Series, Vol. **VOLUME**, YEAR
 Sonneborn, Moos & Andersson

AA Dor { An Eclipsing Post Common-Envelope Binary

T. Rauch

Dr.-Reichs-Sternwarte, 96049 Bamberg, Germany
 Institut für Astronomie und Astrophysik, 72076 Tübingen, Germany

K. Wemer

Institut für Astronomie und Astrophysik, 72076 Tübingen, Germany

Abstract. AA Dor (LB 3459) is an eclipsing, close, single-lined, post common-envelope binary (PCEB) consisting of an sdOB primary star and an unseen secondary with an extraordinary small mass (formally a brown dwarf). The brown dwarf may have been a former planet which survived a common envelope phase and has even gained mass.

A recent determination of the components' masses from results of state-of-the-art NLTE spectral analysis and subsequent comparison to evolutionary tracks shows a discrepancy between masses derived from radial-velocity and the eclipse curves. Phase-resolved high-resolution and high-SN spectroscopy was carried out with FUSE in order to investigate on this problem.

We present preliminary results of an ongoing NLTE spectral analysis of FUSE spectra of the primary.

1. Introduction

A recent spectral analysis of the primary of AA Dor (Rauch 2000, 2004) has shown a discrepancy between the resulting stellar parameters from spectral analysis and those derived from the radial-velocity and the eclipse curves. Recently, Hilditch et al. (2003) presented new photometry data and an improved photometric model of AA Dor which verified earlier results within smaller error ranges. Thus, one reason for this discrepancy might be uncertainties in the spectral analysis, i.e. mainly in the surface gravity determination.

Phase-resolved high-resolution UV spectra are necessary in order to reduce the error limits and to identify individual iron and nickel lines in the spectrum. Ten LWR observations with short exposure times (200 s) should be performed, in order to minimize the effects of orbital smearing. Four have already been executed on Aug 29, 2003. Five were carried out on Jun 22, 2004. The preliminary analysis which is presented here makes use of the 2003 data, only.

The plane-parallel, static models ($H + H\epsilon + C + N + O + Mg + Si + \text{Iron Group}$ included), used for the spectral analysis of AA Dor, are calculated with TMAP, the Tübingen NLTE Model Atmosphere Package (Wemer et al. 2003, Rauch & Deetjen 2003).

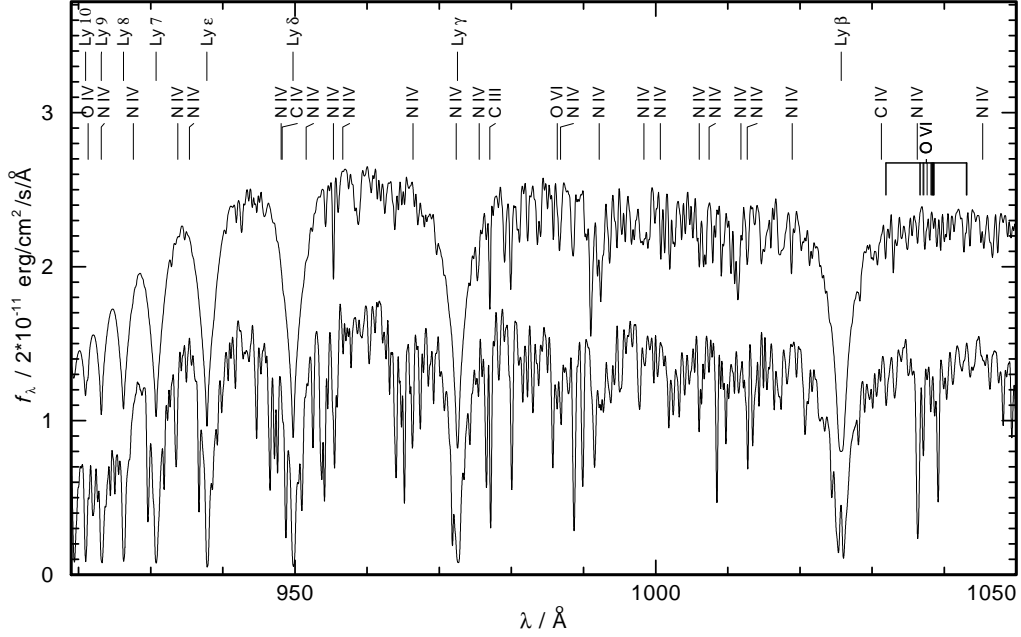


Figure 1. Comparison of the four co-added FUSE spectra from Aug 2003 (bottom) of the sdO B primary of AA Dor with the synthetic spectrum of our normal model (top, Rauch 2000). Both are smoothed with a Gaussian of 0.2 Å FWHM for clarity. H, C, N, and O lines considered in the model are indicated. All measured Kurucz lines (POS, Kurucz 1996) are considered. The synthetic spectrum is convolved with a rotational profile with 35 km/sec.

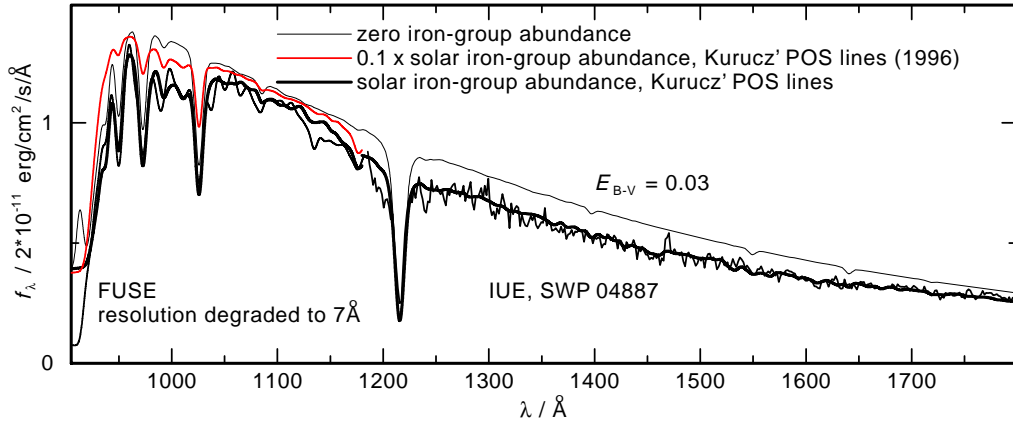


Figure 2. Total abundance of the iron-group elements. We reduced the resolution of the FUSE spectrum to 7 Å (like the low-resolution IUE spectrum SWP 04887 for wavelength greater than 1186 Å). The overall slope of the flux is matched well by a solar abundance of the iron-group elements.

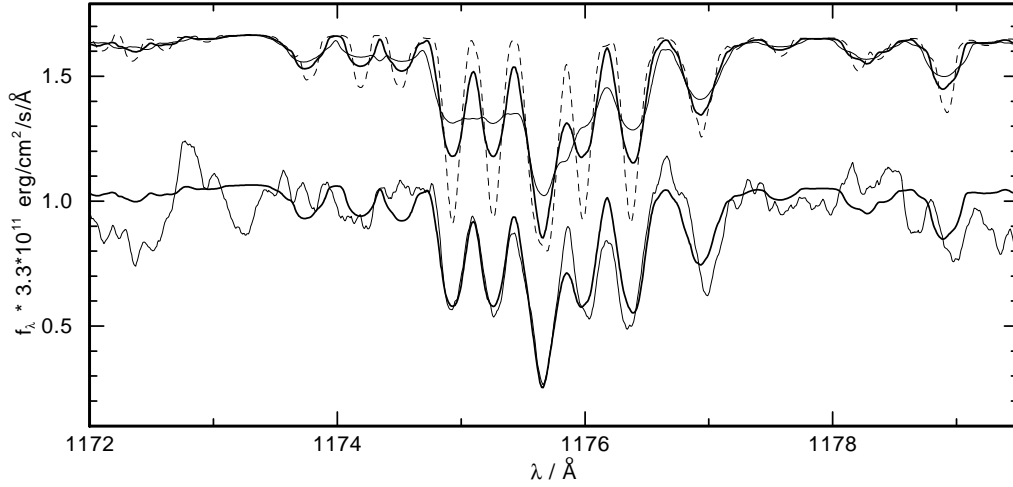


Figure 3. Rotational velocity of the primary AA Dor. The FUSE spectrum around C iii 1175 Å is compared with a synthetic spectrum which is convolved with a rotational profile with $v_{\text{rot}} = 35 \text{ km/sec}$ (bottom). The top panel shows three synthetic spectra calculated with $v_{\text{rot}} = 20; 35; 50 \text{ km/sec}$ (dashed, thick, thin line).

2. Results

From the C iii 1175 Å triplet, we have determined a rotational velocity of $35 \pm 10 \text{ km/s}$ for the primary of AA Dor (Fig. 3). This is lower than $47 \pm 5 \text{ km/sec}$ found by Rauch & Werner (2003). The total abundance of the iron-group elements (Fig. 2), derived from the overall flux shape is about solar. The same result was found by Rauch (2000). However, we are not able to identify any iron-group line unambiguously (Fig. 1).

Acknowledgments. This research was supported by the DLR under grant 50 OR 0201.

References

- Hilditch, R.W., Kilkeny, D., Lynas-Gray, A.E., & Hill, G. 2003, MNRAS, 344, 644
- Kunucz, R.L. 1996, IAU Symp. 176, Kluwer, Dordrecht, p. 523
- Rauch, T. 2000, A & A 356, 665
- Rauch, T. 2004, Ap&SS in press
- Rauch, T., & Deetjen, J.L. 2003, in: Workshop on Stellar Atmosphere Modeling, eds. I. Hubeny, D. Mihalas, K. Werner, The ASP Conference Series Vol. 288, p. 103
- Rauch, T., & Werner, K. 2003, A & A 400, 271
- Werner, K. 1986, A & A 161, 177
- Werner, K., Dreizler, S., Deetjen, J.L., Nagel, T., Rauch, T., & Schuh, S.L. 2003, in: Workshop on Stellar Atmosphere Modeling, eds. I. Hubeny, D. Mihalas, K. Werner, The ASP Conference Series Vol. 288, p. 31