

Some constraints on brane inflation models with power-law potentials

Sergey A. Pavluchenko

*Sternberg Astronomical Institute,
Moscow State University, Moscow 119992, Russia*
and

*Department of Physics, University of Alberta,
Edmonton, Alberta, Canada*

We investigate inflation in Randall-Sundrum type II brane scenario with closed Friedman-Robertson-Walker (FRW) brane. We consider only power-law potentials of the scalar field and wide range of powers and parameters for them. For our models we numerically calculate the total number of e-folds, the value of potential at the end of inflation and amplitude and spectral index of scalar perturbations at the epoch when the present Hubble scale leaves the horizon. All these values we calculate for different initial conditions and different values of parameters. Then we compare our theoretical predictions with observation data and set constraints on the parameters of our model.

PACS numbers: 98.80.Cq

I. INTRODUCTION

Brane-world scenarios, after their discovering some years ago ([1, 2]) quickly became very popular. There are numerous issues in the field of branes and one of the most actual is brane-world inflation [3]. In this paper we consider brane-world Randall-Sundrum type II (RSII) [2] scenario with power-law potential of the scalar field and study the possibility for successful inflation in such model. Our current method is similar to method we used when studied inflation in closed Friedman-Robertson-Walker (FRW) models [4]. Namely we calculate the total number of e-folds during inflation, the value of potential at the end of inflation and the amplitude and spectral index of scalar perturbations at the epoch when present Hubble scale leaves the horizon. Then we check if the total number of e-folds is larger than 72 and if it does we say the initial data for this model lead to inflation. This value must be larger than the number of e-folds between the moment when present Hubble scale crosses the horizon during inflation and the moment of the end of inflation. This second value is model-dependent and it depends on some features of theory, such as the way of inflation ends etc. [5]. It varies from theory to theory in a range from 55 to 75 approximately and using $N_{hor} = 62$ we use in some sense mean value for it. Our study shows that constraints one can set are slightly dependent on this value if it changes in the range from 55 to 75.

The second test is linked with the value of potential at the end of inflation. We calculate it and compare with observation data [6]

$$3 < \frac{V_{end}^{1/4}}{10^{15}\text{GeV}} < 29. \quad (1)$$

For brane case the situation with the energy density at the end of inflation may be more complicated then in the FRW case (see [7] for details).

Also we can calculate index of the scalar perturbations spectrum at the epoch when present Hubble scale leaves

the horizon during inflation. Since there are observation constraints on scalar spectral index from WMAP [8], ACBAR [9], CBI [10] and other CMB experiments [11] and large-scale structure [12]:

$$n_S = 0.99 \pm 0.04 \quad (\text{WMAP only}) \quad (2)$$

$$n_S = 0.97 \pm 0.03 \quad (3)$$

(WMAP+ACBAR+CBI+2dFGRS+ L_α -forest) we can compare our predictions with these data and set some constraints on our model.

Finally we calculate the amplitude of scalar perturbations at the epoch when present Hubble scale leaves the horizon and compare it with COBE constraint [13]

$$A_S \sim 2 \times 10^{-5}. \quad (4)$$

These three small tests help us in setting some constraints on the parameters of our model and on parameters of the potential. But in fact we do not focus on one of parameters – *dark radiation*, because it acts only in the beginning of the inflation, so in this sense it behaves itself something like curvature. The influence of the initial curvature on the total number of e-folds and background values for FRW case was studied in [4] and we found that this influence is very weak. One can suspect this influence is weak in brane inflation as well. But the dark radiation, unlike curvature, is one of the parameters which determine the initial value of the total energy density, so it must act some differently.

The structure of the paper as follows. First, we write down the main equations we used in our work and describe our method. Then, in Section III we describe the situation with quadratic potential, constraints on the parameters for this potential, in Section IV – the same but for quartic potential, and linear potential is considered in Section V. Finally in Section VI we discuss our results.

II. MAIN EQUATIONS

The main equations, which determine the evolution of our model, are [14, 15, 16]

$$\dot{H} - \frac{k}{a^2} = -\frac{4\pi}{m_4^2}(\rho + P) - \frac{2\pi}{3m_5^6}\rho(\rho + P) - \frac{2C}{a^4}, \quad (5)$$

$$\ddot{\varphi} + 3H\dot{\varphi} + \frac{dV(\varphi)}{dt} = 0, \quad (6)$$

and the first integral of our system is

$$H^2 = \frac{8\pi}{3m_4^2}\rho + \frac{2\pi}{9m_5^6}\rho^2 + \frac{C}{a^4}, \quad (7)$$

where m_4 is 4D Planck mass and m_5 is 5D Planck mass. Below we use only m_4 so we need to write down the relation between these two masses:

$$m_5^6 = \frac{\sigma m_4^2}{6}, \quad (8)$$

where σ is brane tension.

Since our aim is studying inflation and we are interested in determination of the moment when inflation ends, let us rewrite Eq.(5) in terms of \ddot{a} and σ , and m_4 instead of m_5 using Eq.(8):

$$\frac{\ddot{a}}{a} = \frac{k}{a^2} - \frac{1}{6m_4^2}(\rho + P) - \frac{1}{6\sigma m_4^2}\rho(2\rho + 3P) - \frac{C}{a^4}, \quad (5*)$$

or using normalization $m_4^2 = 8\pi$:

$$\frac{\ddot{a}}{a} = \frac{k}{a^2} - \frac{1}{6}(\rho + P) - \frac{1}{6\sigma}\rho(2\rho + 3P) - \frac{C}{a^4}. \quad (5**)$$

Now we study brane inflation with power-law potential of the scalar field. Such potentials are well-known and well-studied in standard FRW cosmology [17, 18] and in brane models as well [3, 19, 20, 21, 22, 23, 24] and they lead to 'chaotic inflation' [25]. For power-law potentials we use following representation:

$$V(\varphi) = \lambda \left(\frac{\varphi}{m_4} \right)^q. \quad (9)$$

As we noted above we use scalar spectral tilt as one of our tests. The most common view for it is [26]

$$n_S - 1 \approx -\frac{m_4^2 \lambda}{2\pi V(\varphi)} \left[3 \frac{(V'(\varphi))^2}{V^2(\varphi)} - \frac{V''(\varphi)}{V(\varphi)} \right],$$

and using our normalization and Eq.(9) we can rewrite it as

$$n_S = 1 - \frac{4\lambda}{V(\varphi)} \frac{n(2n+1)}{\varphi^2}.$$

One more value which we use to set our constraints is the amplitude of scalar perturbations at the moment when present Hubble scale left the horizon during inflation. This value is given by [3, 20, 26, 27]

$$A_S^2 \simeq \left(\frac{512\pi}{75m_4^6} \right) \frac{V^3(\varphi)}{(V'(\varphi))^2} \left[\frac{2\lambda + V(\varphi)}{2\lambda} \right]^3.$$

We can rewrite it using Eq.(9) and our normalization $m_4^2 = 8\pi$:

$$A_S^2 \simeq \frac{1}{75\pi^2} \frac{\lambda \varphi^{q+2}}{m_4^q q^2} \left[\frac{2\lambda + V(\varphi)}{2\lambda} \right]^3.$$

And finally about our method. Like in our previous papers about inflation [4, 18, 28], we start from Planck boundary and then integrate equations (5**), (6) through inflation. Also we check constraint Eq.(7) to do not diverge. Like in [18] we start not from 4D but from 5D Planck boundary. So from left-hand side of Eq.(7) one can see:

$$H^2 + \frac{1}{a^2} = m_5^2,$$

and one can parametrize initial a and \dot{a} by next way:

$$H_0 \in [0; m_5); \quad a_0 = \frac{1}{\sqrt{(m_5^2 - H_0^2)}}; \quad \dot{a}_0 = \frac{H_0}{\sqrt{(m_5^2 - H_0^2)}}.$$

The value (H_0/m_5) completely parametrizes initial a and \dot{a} . From right-hand side of Eq.(7) one can see that there are three extra parameters: σ – brane tension, C – dark radiation and last parameter is α – the ratio of kinetic energy of the scalar field to the total energy density of the scalar field. Last value allows us to calculate initial values for φ and $\dot{\varphi}$. So finally we have five parameters: (H_0/m_5) , which describes initial curvature; α , which describes a contribution of the kinetic energy to the total energy density of the scalar field. These two parameters describe initial conditions, last three are parameters of the model: brane tension σ , parameter from the potential λ and dark radiation C . Requirement that model should be consistent with Newton's Law at small distances sets constraint on σ [3, 26, 29]:

$$m_5 > 10^5 \text{ TeV} \quad \text{or} \quad \sigma > 10^8 \text{ GeV}^4. \quad (10)$$

Also from right-hand side of Eq.(7) one can set constraint on initial value of C :

$$C \leq m_5^2 a_0^4 \quad (11)$$

(in order to energy density of dark radiation do not exceed 5D Planck boundary). And let us note – due to pure geometrical nature of this dark energy term its energy density need not to be positive. And as we can see from Eq.(11) value of C is bounded upper but unbounded below.

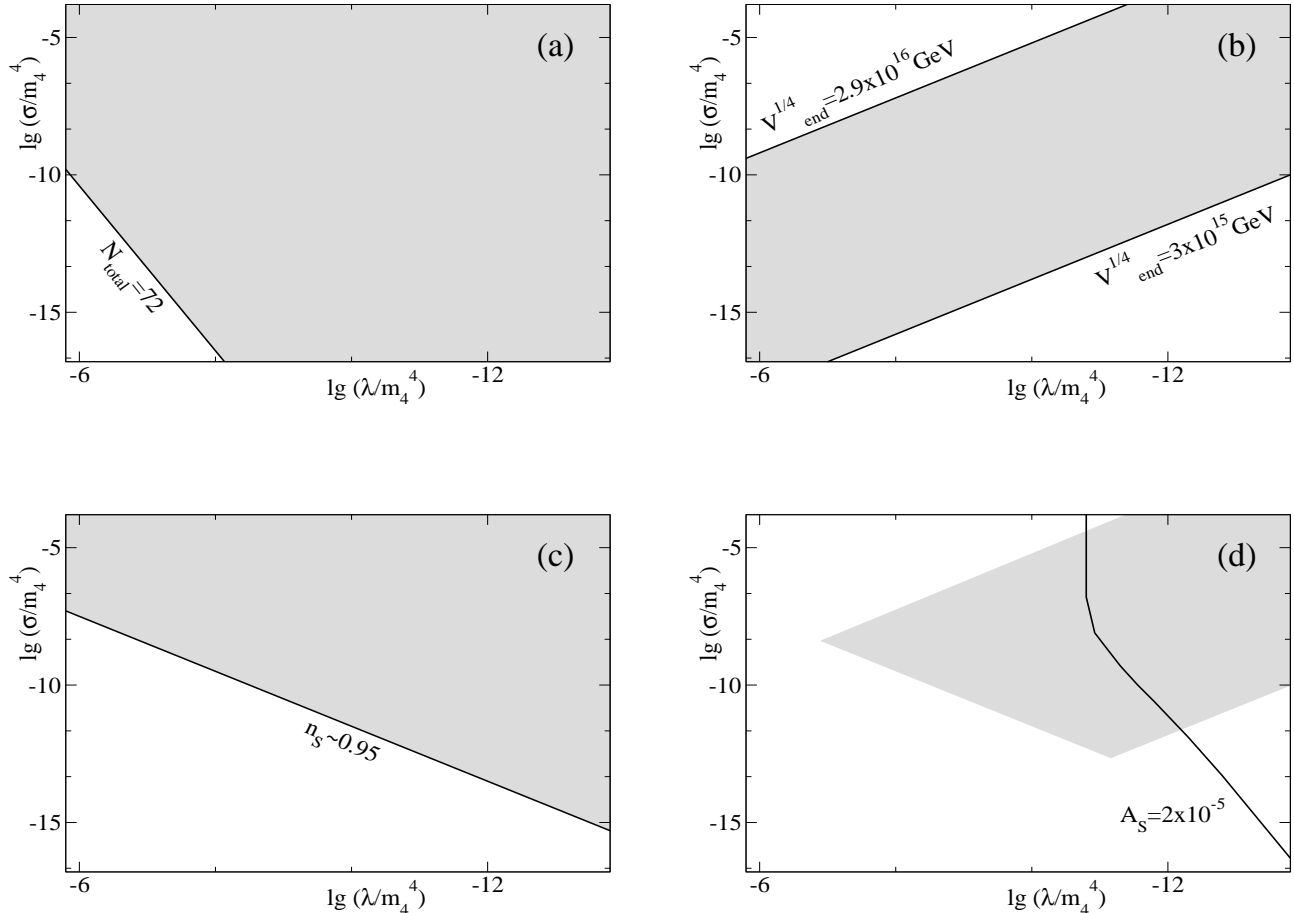


FIG. 1: Constraints on both $\lg(m)$ and $\lg(\sigma)$ for $q = 2$ case: from $N_{total} > 72$ only in (a); from Eq.(1) only in (b); from constraints on n_s in (c) and all previous combined plus constraint from A_s in (d) (see text for details).

III. QUADRATIC POTENTIAL

In this section we present our results for case of quadratic potential. They are presented in Fig. 1.

In Fig. 1(a) we present only a region with $N_{total} > 72$ (grey area). In fact most of trajectories (as a *trajectory* we mean an evolution curve for a model with particular initial conditions in some coordinates, say $(a(t), t)$ etc.) with initially large enough ρ^2 -term show oscillatory behavior (this is due to so-called duality between low-energy Friedmann regime and high-energy brane ρ^2 -regime [19, 22]), so as the total number of e-folds we mean the maximal number of e-folds before first $\ddot{a} > 0$ violation.

In Fig. 1(b) we present only a region with parameters which lead to values of the potential at the end of inflation which obey Eq.(1) (grey region). In Fig. 1(c) models with m and σ leading to $n_s > 0.95$ are shown. One can see from Eq.(9) that always $n_s < 1$. In fact one can choose as a boundary value for n_s not 0.95 but say

0.94 (see Eqs. (2) and (3)), but these two values are practically indistinguishable and they both lead to practically similar constraints on m and σ , so we use single value $n_s = 0.95$. In Fig. 1(d) we represent all constraints from (a) to (c) together with last constraint linked with Eq.(2). Parameters from grey area in $(\lg(m), \lg(\sigma))$ -parameter space in Fig. 1(c) obey requirements from all (a), (b) and (c) – their total number of e-folds is larger than 72, the value of the potential and the end of inflation lies in a range of Eq.(1) and $n_s < 0.95$. Bold black line in Fig. 1(d) corresponds to parameters with amplitude of the spectrum of scalar perturbations at the epoch when the present Hubble scale left the horizon obeys Eq.(2). Let us remind the reader we choose this value as 62, i.e. the present Hubble scale left the horizon 62 e-folds before the end of inflation. In fact one may choose another value, say, in [4] we used two different values – 62 and 55 and we found that there is no significant difference between these two cases, see [4] for details.

Finally, from Fig. 1(c) one can set constraints on both

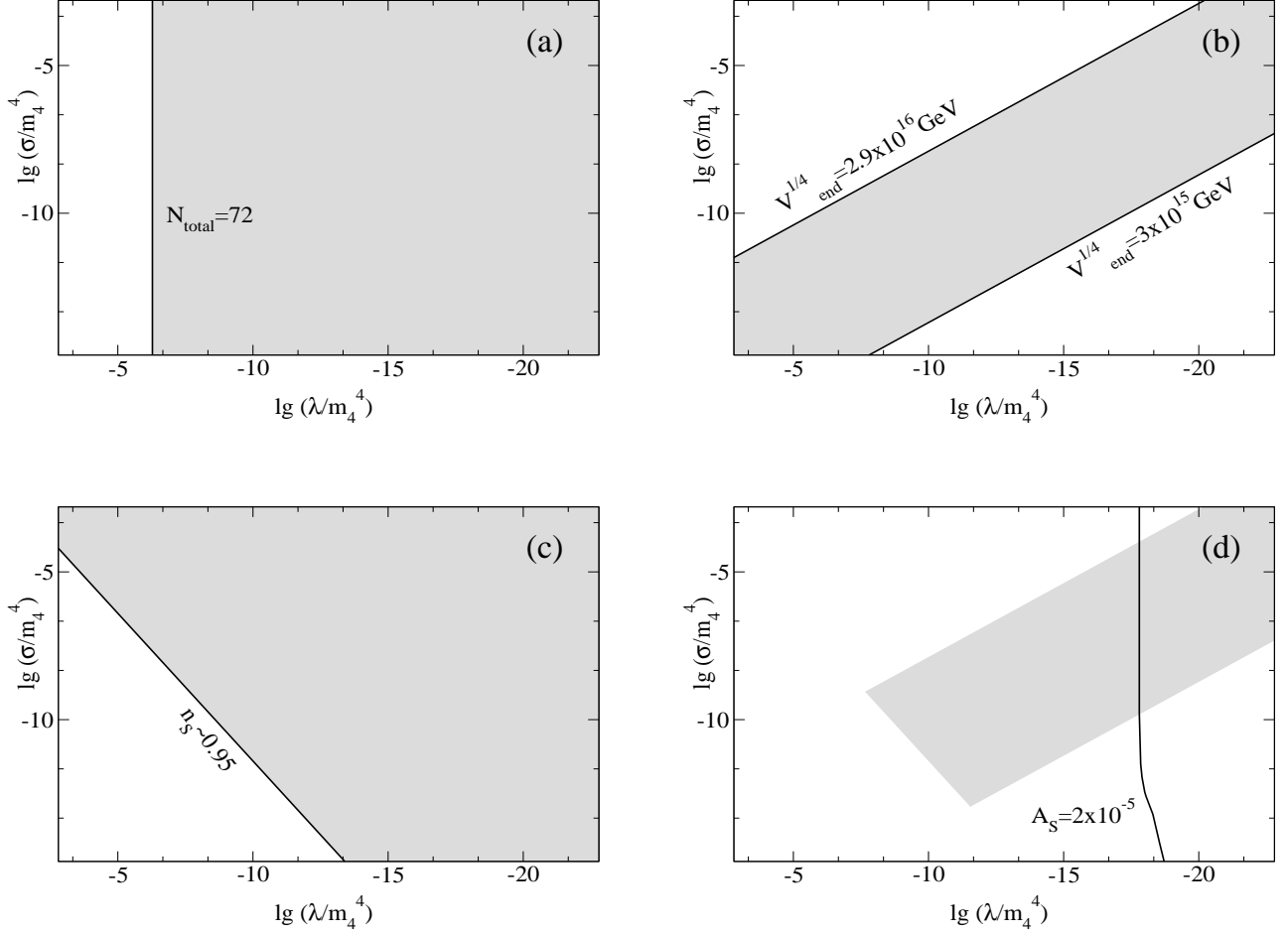


FIG. 2: Constraints on both $\lg(m)$ and $\lg(\sigma)$ for $q = 4$ case: from $N_{\text{total}} > 72$ only in (a); from Eq.(1) only in (b); from constraints on n_s in (c) and all previous combined plus constraint from A_S in (d) (see text for details).

m and σ or on one of them with fixed another one. Values for σ obey Eq.(10). From intersection of curve $A_S = 2 \times 10^{-5}$ with grey area one can set constraint on λ : $\lambda \in (2.5 \times 10^{-13}; 1.6 \times 10^{-11})m_4^4$. And constraint on σ is: $\sigma \in (2 \times 10^{-12}; 4 \times 10^{-5})m_4^4$.

IV. QUARTIC POTENTIAL

This section is devoted to the quartic potential and our results are presented in Fig. 2. One can see that some global changes occur from the $q = 2$ case. Say, the requirement $N_{\text{total}} > 72$ leads to simple requirement $\lambda > 3.3 \times 10^{-4}$ in $q = 4$ case (see Fig.2(a)), and in $q = 2$ case it leads to some more complicated constraint dependent on both λ and σ (see Fig.1(a)). Area, which one can get from Eq.(2), is shown in Fig. 2(b). It differs from Fig. 1(b) in another scope in $(\lg \lambda; \lg \sigma)$ coordinates. All these changes are due to differ in powers of the power-law potential in cases $q = 2$ (Fig. 1) and $q = 4$ (Fig. 2).

In Fig. 2(c) we represent constraints on λ and σ from Eqs.(2) and (3). It remains practically unchanged from $q = 2$ case. And finally in Fig. 2(d) we summarized all constraints from Figs. 2(a) to 2(c) and add a curve which corresponds to Eq.(4). So from Fig. 2(d) we can set following constraints on the parameters of our model: $\lambda \sim 1.6 \times 10^{-18}m_4^4$, $\sigma \in (1.6 \times 10^{-10}; 10^{-5})m_4^4$.

V. LINEAR POTENTIAL

Finally we consider linear potential and our results are presented in Fig. 3. Analogically with two previous cases in Fig. 3(a) we represent on the parameter space values of parameters which lead to inflation with total number of e-folds more than 72, in Fig. 3(b) those who obey Eq.(1), in Fig. 3(c) – those who obey $n_s > 0.95$ and in Fig. 3(d) we summarized three previous constraints and add a curve which corresponds to Eq.(4). So from Fig. 3(d) one can set constraints on λ and σ : $\lambda \in (5 \times 10^{-13}; 5 \times 10^{-10})m_4^4$;

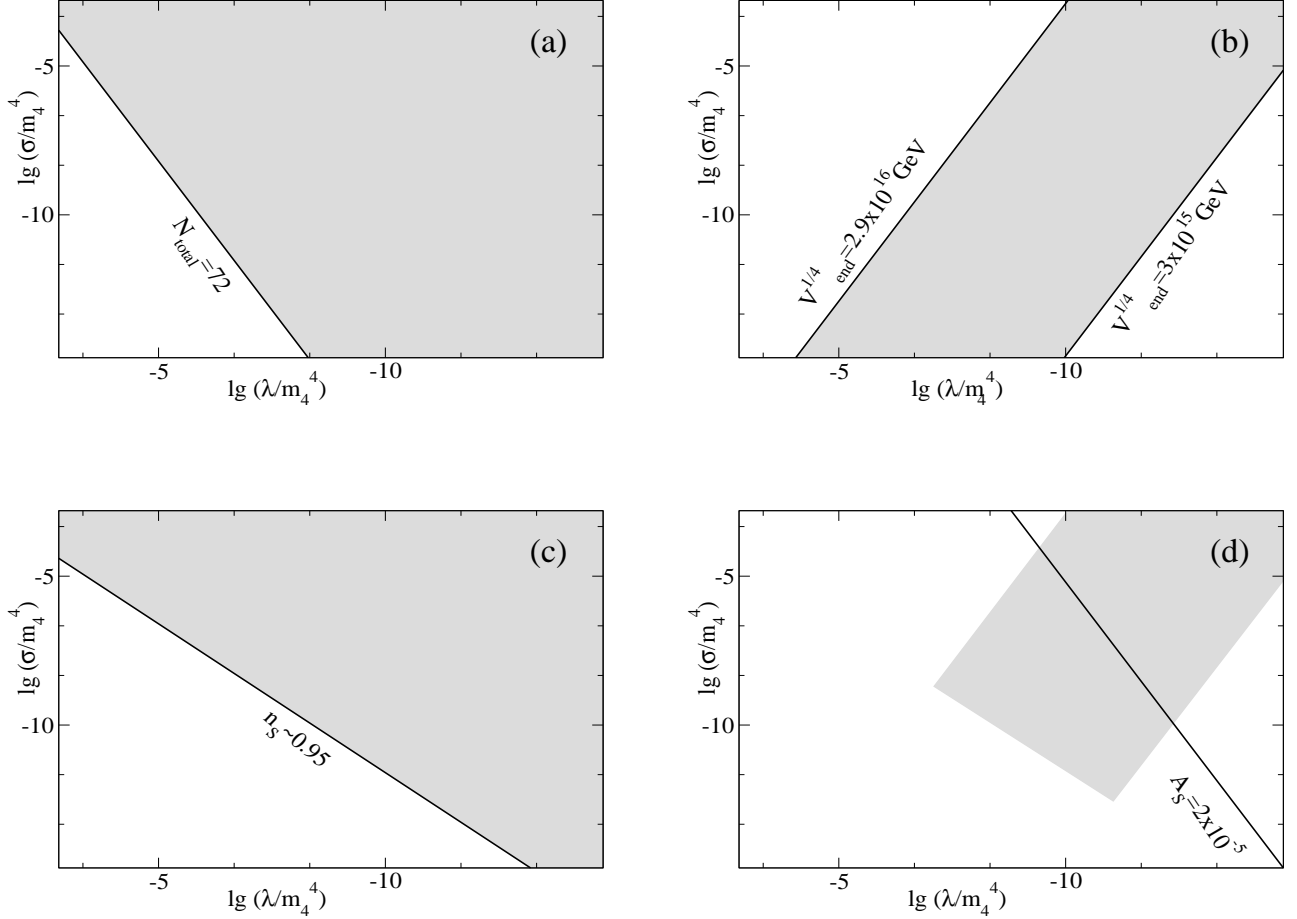


FIG. 3: Constraints on both $\lg(m)$ and $\lg(\sigma)$ for $q = 1$ case: from $N_{total} > 72$ only in (a); from Eq.(1) only in (b); from constraints on n_S in (c) and all previous combined plus constraint from A_S in (d) (see text for details).

$$\sigma \in (5 \times 10^{-11}; 5 \times 10^{-13})m_4^4.$$

VI. SUMMARY AND DISCUSSION

We have investigated three cases for brane inflation with power-law potential of the scalar field. Namely we considered linear, quadratic and quartic potentials and found constraints on the parameters for these three particular cases. Constraints on the parameters for these three models are summarized in Table 1. And now let us generalize our results.

From comparing Figs. 1, 2 and 3 we can learn that for all three cases we have similar slope of the curve n_S . Slopes of lines $N_{total} = 72$ and lines correspondent to Eq.(1) are different due to different powers. But the 'best' behavior (from the model's testability point of view) shows constraint from Eq.(4). Namely increasing of the power leads to decreasing of the maximal value of λ which corresponds to increasing power. This means

TABLE I: In this table we summarized our constraints on brane inflation models with power-law potentials for three different powers.

	$q = 1$	$q = 2$	$q = 4$
$\lg \sigma$	-4.3... -10.3	-4.4... -11.7	-4.0... -9.8
$\lg \lambda$	-9.3... -12.3	-10.8... -12.6	~ -17.8

for $q > 4$ we always have an area from intersection of N_{total} , n_S and V_{end} constraints and this area always is intersected by A_S line. The only constraint on maximal value of the power one can set from the fact that the maximal value of λ need obey Eq.(10).

Let us note that one can also set some constraints on this model but from other point of view. Say, in [21, 30, 31] some constraints made from some other background. But apart from our results they found that even quartic potential is under strong pressure from observation. Let us also note that in Friedmann case our [4] results and

results from [32] are similar – both of them lead to $q < 4$ constraint.

And last our example is linear potential. This is very uncommon potential for inflation, but for brane inflation case it works (see also [31]). But for case $q < 1$ there simple may occur that there will be no intersection between final area of N_{total} , n_S and V_{end} with A_S curve: A_S curve seems to ‘move’ to high values of λ with decreasing of power and at some low enough power it can lie at λ ’s that higher than any λ of the area of final constraints

from N_{total} , n_S and V_{end} .

VII. ACKNOWLEDGEMENTS

We want to thank N. Savchenko for useful discussions. This work is supported by the Russian Ministry of Industry, Science and Technology through the Leading Scientific School Grant #2338.2003.2.

-
- [1] L. Randall and R. Sundrum, Phys. Rev. Lett. **83**, 3370 (1999).
 - [2] L. Randall and R. Sundrum, Phys. Rev. Lett. **83**, 4690 (1999).
 - [3] R. Maartens, D. Wands, B.A. Bassett and I.P.C. Heard, Phys. Rev. D **62**, 041301(R) (2000).
 - [4] S.A. Pavluchenko, Phys. Rev. D **69**, 021301(R) (2004).
 - [5] S. Dodelson and L. Hui, Phys. Rev. Lett. **91**, 131301 (2003); A.R. Liddle and S.M. Leach, Phys. Rev. D **68**, 103503 (2003).
 - [6] S.M. Leach and A.R. Liddle, Mon. Not. R. Astron. Soc. **341**, 1151 (2003).
 - [7] R.M. Hawkins and J.E. Lidsey, Phys. Rev. D **68**, 083505 (2003).
 - [8] D.N. Spergel *et al.*, Astrophys. J. Suppl. **148**, 175 (2003).
 - [9] C.L. Kuo *et al.*, Astrophys. J. **600**, 32 (2004).
 - [10] T.J. Pearson *et al.*, Astrophys. J. **591**, 556 (2003).
 - [11] A. Benoit *et al.*, Astron. Astrophys. **399**, L25 (2003); J.E. Ruhl *et al.*, Astrophys. J. **599**, 786 (2003); J.H. Goldstein *et al.*, Astrophys. J. **599**, 773 (2003).
 - [12] W.J. Percival *et al.*, Mon. Not. R. Astron. Soc. **327**, 1297 (2001); M. Colles *et al.*, *ibid.* **328**, 1039 (2001); G. Efstathiou *et al.*, *ibid.* **330**, L29 (2002); L. Verde *et al.*, *ibid.* **335**, 432 (2002).
 - [13] E.F. Bunn, A.R. Liddle and M. White, Phys. Rev. D **54**, R5917 (1996); E.F. Bunn and M. White, Astrophys. J. **480**, 6 (1997).
 - [14] Yu. V. Shtanov, Phys. Lett. B **541**, 177 (2002).
 - [15] P. Binetruy, C. Deffayet and D. Langlois, Nucl. Phys. B **565**, 269 (2000); P. Binetruy, C. Deffayet, U. Ellwanger and D. Langlois, Phys. Lett. **B477**, 285 (2000).
 - [16] T. Shiromizu, K.I. Maeda and M. Sasaki, Phys. Rev. D **62**, 024012 (2000).
 - [17] P.J.E. Peebles and A. Vilenkin, Phys. Rev. D **59**, 063505 (1999); A.R. Liddle and R.J. Scherrer, Phys. Rev. D **59**, 023509 (1999); C. Kolda and D.H. Lyth, Phys. Lett. B **458**, 197 (1999).
 - [18] S.A. Pavluchenko, N.Yu. Savchenko and A.V. Toporensky, Int. J. Mod. Phys. **D11**, 805 (2002).
 - [19] S. Mizuno, K.I. Maeda and K. Yamamoto, Phys. Rev. D **67**, 023516 (2003).
 - [20] G. Calcagni, Phys. Rev. D **69**, 103508 (2004).
 - [21] G. Calcagni and S. Tsujikawa, astro-ph/0407543.
 - [22] S. Mizuno, S.-J. Lee and E.J. Copeland, Phys. Rev. D **70**, 043525 (2004).
 - [23] N.J. Nunes and E.J. Copeland, Phys. Rev. D **66**, 043524 (2002).
 - [24] E. Ramirez and A.R. Liddle, Phys. Rev. D **69**, 083522 (2004).
 - [25] A.D. Linde, Phys. Lett. **129B**, 117 (1983).
 - [26] G. Huey and J.E. Lidsey, Phys. Lett. B **514**, 217 (2001).
 - [27] D. Langlois, R. Maartens and D. Wands, Phys. Lett. B **489**, 259 (2000).
 - [28] S.A. Pavluchenko, Phys. Rev. D **67**, 103518 (2003).
 - [29] E.G. Floratos and G.K. Leontaris, Phys. Lett. B **465**, 95 (1999); C.D. Hoyle *et al.*, Phys. Rev. Lett. **86**, 1418 (2001).
 - [30] A.R. Liddle and A.J. Smith, Phys. Rev. D **68**, 061301(R) (2003).
 - [31] S. Tsujikawa and A.R. Liddle, JCAP **0403**, 001.
 - [32] S.M. Leach and A.R. Liddle, Phys. Rev. D **68**, 123508 (2003).