

A BIOGRAPHY OF THE MAGNETIC FIELD OF A NEUTRON STAR

Malvin Ruderman

*Department of Physics and Columbia Astrophysics Laboratory
Columbia University*

mar@astro.columbia.edu

Abstract After some post-natal cooling, a spinning, magnetized, canonical neutron-star (NS) has a core of superconducting protons, superfluid neutrons, and degenerate extreme relativistic electrons, all surrounded by a thin highly conducting solid crust. The quantum fluids are threaded by a dense array of quantized vortex-lines which can interact strongly with a denser and much less uniform one of quantized magnetic flux-tubes. The physics of such a core predicts the evolution of a NS's surface magnetic field and related phenomena as the star's spin changes. Predictions include changes in NS magnetic dipole moments, anomalously small polar caps in millisecond pulsars, properties of two different families of spin-period "glitches", and spin-down ages much greater than true ages for some pulsars. Quantitative model-based estimates for all of these are given. None are in conflict with observations.

Keywords: Pulsar, Neutron Star, Magnetic Field, Glitches

1. Introduction

There is abundant observational evidence that the magnetic dipole-moment of a rapidly spinning neutron star (NS) evolves during a pulsar's lifetime. Most of the relevant data comes from observed NS-periods (P) and spin-down rates (\dot{P}). With simple plausible models of NS-magnetospheres the spin-down torque on a (presently) solitary NS depends only on the NS spin ($\Omega = 2\pi/P$) and dipole moment (μ):

$$I\dot{\Omega} \sim -\frac{\mu^2\Omega^3}{c^3} \quad (1),$$

where I is the NS moment of inertia. Fig. 1 shows NS-surface-dipole magnetic fields, $B \equiv \mu R^{-3}$, over a large range of pulsar spin-periods. (All pulsars are assumed to have $I = 10^{45}$ gcm² and radii $R = 10^6$

cm.) Also shown is the typical evolution of B with P from the microphysics inside a canonical, rapidly spinning, strongly magnetized NS. In the model considered here a NS consists mainly of a sea of superfluid neutrons together with less dense components of superconducting protons and very relativistic degenerate electrons. (Effects from possible, much smaller, central volumes of more exotic particles are ignored.) Surrounding this sea of quantum fluids is a thin solid conducting crust of thickness $\Delta \sim 10^{-1}R$ in which the NS protons clump into conventional, but extremely neutron-rich, nuclei. In such an object B is expected to evolve mainly because of changes in Ω . Fig. 1 shows evolutionary segments $a \rightarrow b \rightarrow c \rightarrow d \rightarrow e$ predicted from this canonical NS model. The slopes of $B(P)$ in the segments $a \rightarrow b$, $b \rightarrow c$ are not significantly different from those determined directly from certain observations of P, \dot{P} , and \ddot{P} (Sect. 4), and from inferred ages of radiopulsars observed in other $B - P$ regions. Fig. 1 segments $a' \rightarrow a$; $a'' \rightarrow b - c$; $c \rightarrow d$; $d \rightarrow h \rightarrow g$; $d \rightarrow e \rightarrow f$; $d \rightarrow h \rightarrow q$ give more explicit $B(P)$ predictions than what can be inferred directly from $B - P$ data, but can be compared with other kinds of observations (Sects. 3, 7). How this same model leads to two different kinds of “glitches” in pulsars is discussed in Sect. 8. In all comparisons of observations with model-based predictions no disagreements have yet become apparent.

In almost all biographies, and certainly including those of NS B -fields, authors and readers have good reason to be much less confident about descriptions of earliest life (conception, infancy, and childhood) than of adolescence, maturity, and old age. This is even more the case here where there is not yet a consensus about what is happening in any one of these stages. We shall begin our account of the development of a NS magnetic field with this *caveat* very much in mind.

2. Conception, Birth, and Infancy

Neutron stars are believed to be born in violent implosions of much less dense ancestors. There is no consensus about the origin of a newly formed NS's $B(10^{12} - 10^{15}G?)$. Speculations include

- (a) conservation during a NS's violent birth of flux already inside its ancestor (NS fluxes may be comparable to those in magnetic white dwarfs, the toroidal field within the sun, and cores of red and blue giants);
- (b) short-lived post-partem dynamos[1];
- (c) field amplification in asymmetric supernova explosions;
- (d) toroidal field breakout after wind-up from differential rotation imparted at birth [2];
- (e) thermoelectric generation[3];

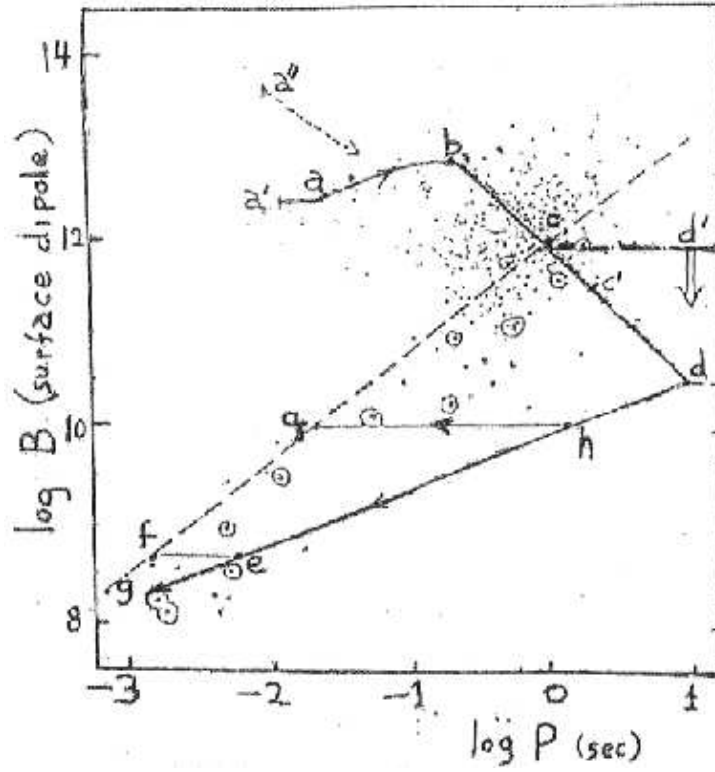


Figure 1. Dipole fields (B) of pulsars inferred from observed P, \dot{P} , together with the $B(P)$ predicted for a typical pulsar from the model discussed in the text. The point c' is about where coherent radioemission is no longer observable. Point d is for P and B of a solitary NS after 10^{10} yrs. The millisecond pulsar (MSP) population in the lower left corner is presumed to be populated by the evolution of some NSs off the bcd segment from accretion-induced spin-up by companions (many of which have been evaporated by the MSPs). After accretion stops the MSP's again spin-down like solitary radiopulsars. Open circles are pulsars in binaries which are not presently interacting with their companions. (The P, \dot{P} of many more radiopulsars are shown in reference [28].) The diagonal dashed line is the canonical accretion-driven spin-up line.

(f) exterior field reduction from burial by fall-back of some of the initially exploded matter.

Because of a NS's violent, unstable birth, the initial distribution of B within a very rapidly spinning NS is probably magneto-hydrodynamically (MHD) unstable for a time[4] $t_{\text{MHD}} \sim 10^6 (\frac{10\text{ms}}{P})$ sec, if the initial $P \sim 10\text{ms}$. This MHD relaxation time may exceed the “freezing time” ($t_f \sim 10$ sec) for neutrino emission to cool a new-born and initially very hot ($T > 10^{10} K$) NS-crust to below the temperature where crust-solidification begins. Some relevant expected solid crust properties are shown in Table 1. The main uncertainties in it are the maximum sustainable shear strain (θ_{max}) and $\Delta\theta$, the size of sudden strain-relaxation (“crust-breaking”) if Y_{max} is slowly exceeded. If $t_f > t_{\text{MHD}}$ the NS begins its childhood ($t \sim 1$ yr) with relatively small magnetic stress in its crust, but if $t_f < t_{\text{MHD}}$, $\mathbf{j} \times \mathbf{B}$ forces in the crust may sustain a surface-dipole B up to $(8\pi Y_{\text{max}})^{1/2} \sim 5 \times 10^{13} G$ despite MHD relaxation to well below this for the dipole field at the surface of the NS's core.

Table 1. Estimates of some properties of NS-crusts

crust thickness	$\Delta \sim 10^5 \text{cm}$
shear modulus	$\kappa \sim 10^{30} \text{ dyne cm}^{-2}$
maximum sustainable shear strain	$\theta_{\text{max}} \sim 10^{-3}$
maximum averaged shear strenth	$Y_{\text{max}} \sim \kappa \theta_{\text{max}} \Delta / R \sim 10^{26}$ dyne cm^{-2}
strain relaxation when Y_{max} is exceeded	$\Delta\theta \sim 10^{-4} - 10^{-3}$
Eddy current decay time	$\sim 10^7 \text{ yrs}$

3. Childhood: $t \sim 1 \text{ yr} - 10 \text{ yrs}$ (Fig. 1, $a' \rightarrow a$; $a'' \rightarrow b - c$)

About a year or so after its birth an initially very hot NS will cool its interior below the transition temperature ($T \sim 3 \times 10^9 K$?) at which it becomes a proton-superconductor (p-sc). Any magnetic field within the Type II p-sc expected within the NS core organizes itself on a submicroscopic scale into a dense array of quantized flux-tubes (flux $= 2 \times 10^{-7} \text{ Gcm}^2$) each of which has a radius $\Lambda \sim 10^{-11} \text{ cm}$ and an interior magnetic field $B_c \sim 10^{15} \text{ G}$. Local flux-tube area densities are huge: $n_\phi \sim 5 B_{12} \times 10^{18} \text{ cm}^{-2}$. (If $B > B_c$, p-sc is quenched.) Submicroscopically, the B -field structure now becomes extremely inhomogeneous ($B \sim 0$ between flux tubes $5 \times 10^{-1} B_{12}^{-1/2} \text{ cm}$ apart, and $B = B_c \sim 10^{15} \text{ G}$ within them). On much larger scales the p-sc flux-tube array also varies

greatly with initial densities and twists in direction reflecting the complicated combination of poloidal and toroidal B in the cooling NS core just before it began its transition to a p-sc. Just after the transition the previously stabilized core B would be strongly out of equilibrium. The initially MHD-stabilized configuration is based upon a compromise between minimizing the sum of tension-energy ($B^2/8\pi$) along \mathbf{B} and a similar $B^2/8\pi$ contribution from repulsion between field lines. After the transition into quantized flux-tubes the effective tensile pull per unit area jumps greatly, $B^2/8\pi \rightarrow BB_c/8\pi$, while the repulsion between flux tubes almost vanishes unless flux-tubes are squeezed to separation distances $\sim \Lambda$ so that $\bar{B} \sim B_c$. Therefore, after the p-sc transition, magnetic forces act to pull the NS-core's magnetic field toward a new equilibrium configuration. It is generally a much smaller one as flux-tubes try to minimize their length until they touch each other. If this is achieved, the μ of the core-field at the surface of the p-sc sea (its interface with the base of the NS-crust) would be greatly diminished from its value before the transition¹.

It is difficult to calculate the time scale-needed for this new configuration to be achieved. (Some movement of flux-tubes is by co-advection together with their e-p-n imbedding fluids. This may involve induced flux-tube bunching and backflow between bunches[7]. Some flux-tube movement is, instead, through those fluids at a velocity allowed by electron-current ohmic dissipation from the random part of the electron scattering on a partly disordered flux-tube array[6]. Composition gradients give important constraints.) The NS's solid, strongly conducting crust can prevent changes in magnetic field through it for up to 10^7 yrs as long as any shearing stress on it at the core-crust interface $< Y_{\max}$. However, after the p-sc transition, that stress may jump from $B^2/8\pi$ to $BB_c/8\pi$, giving a reduction in the maximum possible crust-stabilized B by almost 2×10^2 , from a pre-childhood $B \sim 5 \times 10^{13}$ G to 3×10^{12} G. This suggests that many pulsars may begin their childhoods with very large dipolar Bs which may not survive this stage of their lives. Although there is no reliable estimate of the time-scale for this survival based upon the microphysics of all the possible contributions to it which should be considered, an interpretation of observed build-up of one the Crab pulsar's "glitches" suggests about 10 years (Sect. 8 footnote). Then a pulsar entering childhood with $B \sim 5 \times 10^{13}$ G would spin-down to $P \sim 0.5$ sec as its previously crust-stabilized B drops to about 3×10^{12} G. Crucial evidence for such pulsars would be the observation of spin-down ages ($t_{sd} \equiv P/2\dot{P}$) about 2×10^2 times greater than their true ages, those inferred from the ages (t_{snr}) of the supernova remnants in which these NS's are still imbedded. This large reduction would, of course, become

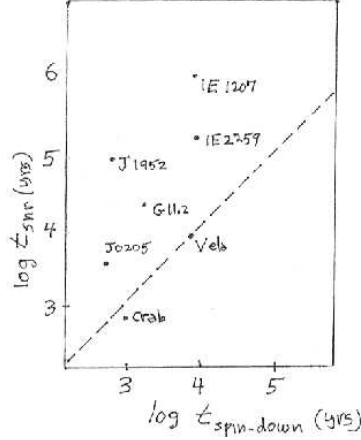


Figure 2. Observed spin-down ages ($P/2\dot{P}$) of some young NSs together with estimates of their true ages from those of the supernova remnants in which they are imbedded, or from historical records of associated supernova explosions.

smaller if B before the p-sc transition were smaller, and could disappear if that $B < 3 \times 10^{12}$ G (a' in Fig. 1). Fig. 2 compares spin-down and supernova-remnant ages of pulsars for which both have been reported. The two pulsars with the largest differences, 1E1207 and J1952, have present magnetic dipole fields of about 3×10^{12} G and present spin-down times about 2×10^2 times longer than their true ages. (One alternative, and presently more common, explanation of this discrepancy is that many pulsars are born with such very long spin-periods that they have not spun-down much from those periods in their first 10^4 yrs.)

4. Adolescence: $t \sim 10^3 - 10^4$ yrs; Crab-like pulsars (Fig. 1 $a \rightarrow b$)

About 10^3 yrs after their violent births, NSs will have cooled below the transition temperatures (several $\times 10^8$ K) to neutron superfluidity ($n - sf$). An initially nearly uniformly rotating NS neutron sea then changes its fluid rotation pattern by establishing a nearly parallel array of quantized vortex lines aligned along the spin-direction. These vortex-lines, with an area number density $n_v \sim 10^5 (\Omega/\Omega_{\text{Crab}}) \text{ cm}^{-2}$, pass through the the hugely more abundant, curved, twisting, magnetic flux-tubes already formed in the p-sc during early NS childhood. When the neutrons in a NS core spin-down(-up) these corotating n-vortex-lines move away from(toward) the NS spin-axis. Vortex lines, parallel to the spin-axis but displaced from it by r_\perp , move out with an average velocity $v = -\dot{\Omega} r_\perp / 2\Omega \sim 10^{-5} \times (\text{NS age}/10^3 \text{ yrs}) \text{ cm s}^{-1}$. Because of the

strong velocity-dependence of the neutron-proton interaction, segments of n-vortex-lines and p-flux-tubes also interact strongly with each other when they are within a distance Λ . Therefore the moving n-vortex-lines of a NS whose Ω is changing must either cut through or carry along with themselves the geometrically complicated flux-tube array which they thread. Which occurs, depends on the magnitude of the resistance of various regions of the flux-tube array to being moved through the imbedding seas[6], MHD instabilities which can result in flux-tube bunching[7], possibilities for advective movements of flux-tubes together with their imbedding electrons and protons, the force just before cut-through of the vortex-flux-tube interaction, and the possibility of temporary anchoring of the core's flux-tubes by the solid crust. Both frictional drag and inelastic cut-through generate heat within the core, Therefore thermal x-ray emission bounds for spinning-down NSs (especially where they exceed neutrino-emission in NS cooling) give an empirically determined limit to both. Consideration of the above supports the following comments.

a) Characteristic n-vortex velocities and the induced flux-tube array velocities are small enough in the cores of adolescent pulsars (spin-down age $> 10^3$ yrs) that cut-through of flux-tubes by moving vortex-lines is expected to be unimportant in them.

b) This conclusion is more firmly based for older pulsars and quite compelling for those whose spin-up (-down) ages exceed 10^5 yrs. (Even if the p-sc is type I in some of the core region, there will be such strong forces there between n-vortex lines and the field boundary regions of thickness Λ , in which B goes from ~ 0 to $> B_c$, that slowly moving vortex-lines resist passage through such boundaries and move the whole B -field regions with themselves.)

c) The crust is not strong enough to prevent the surface B of a NS from following vortex-array controlled flux-tube movement near the base of the crust as long as $B > 10^{12}$ G and $P < 1$ sec. Outside this $B - P$ range the conducting crust could delay this for about 10^7 yrs, but not prevent it (cf. the discussion on very short delays in Sect. 8).

We consider next observational consequences of a very simple evolutionary model expected to have validity for magnetic field evolution in adolescent NSs and, with even more confidence, for such evolution in more slowly spinning-down (-up) older NSs: *the magnetic dipole field on the surface of such NSs follows that of the core's p-sc flux-tube array near the base of the crust. The movement of that array is, in turn, controlled by the expanding (contracting) n-sf vortex-array of the spinning-down(-up) core n-sf.* From here on our discussion follows much of what is in

the published literature, supplemented by new supporting x-ray data from the XMM and Chandra satellites. It will therefore be rather abbreviated with more detail and references available elsewhere[6,7]. In the adolescent (Crab-like) pulsars $r_{\perp} \propto P^{1/2}$ until r_{\perp} reaches the NS radius R . The predicted evolution of μ_{\perp} , the component of μ perpendicular to Ω , is then particularly simple. Models which attribute spin-down mainly to the Maxwell torque, $\mu_{\perp}^2 \Omega^3 / c^3$, have a “spin-down index” $n \equiv -\Omega \ddot{\Omega} \dot{\Omega}^{-2} = 3 - \frac{2\dot{\mu}_{\perp} \Omega}{\mu_{\perp} \dot{\Omega}} = 2$ as long as all $r_{\perp} \propto P^{1/2}$. As r_{\perp} reaches R for a significant fraction of the vortex lines, n grows from 2 toward 3. It reaches 3 when flux-tubes cannot move out further. This behavior is shown in the upward moving $a \rightarrow b$ segment of Fig 1. and n values observed in some adolescent pulsars (for which P has been measured): $n = 2.5$, Crab[8]; $n = 2.8$, PSR 1509[9]; $n = 1.8$, PSR 0540[10]; $n = 2.9$, PSR J1119[11]. (For a different model for $2 < n < 3$ in which the effective I varies cf. ref. 30).)

5. Maturity: ages $10^4 - 10^6$ yrs; Vela-like and older pulsars (Fig.1 $b \rightarrow c$)

As flux-tubes are pushed out of the p-sc core by the core’s expanding n-sf vortex-array, North and South poles at the surface will ultimately reconnect. (cf the discussion in Sect.8 on “giant glitches”.) Thereafter, μ_{\perp} typically decreases as P^{-1} , which gives an average spin-down index $\langle n \rangle = 5$. (This is because the part of the core’s flux, which has not yet been pushed out to $r \sim R$ where it reconnects, is the source of the NS’s remaining surface dipole B . That remaining flux is proportional to the remaining number of core n-sf vortex-lines.) Differences between spin-down ages and kinematically determined ones of observed pulsars around the $b \rightarrow c$ implies $n = 4.5 \pm 0.8$. The n at a particular P for any one pulsar cannot be predicted *a priori* without detailed knowledge of the NS core’s magnetic field structure².

6. Old age (Fig.1, $c \rightarrow c' \rightarrow d$; $c \rightarrow d' \rightarrow d$)

The point c in Fig. 1 is near where the maximum expected magnetic shear stress on the crust’s base no longer exceeds the crust’s yield strength ($BB_c/8\pi < Y_{\max}$). The evolution of surface B beyond c depends on time scales. The core’s surface B should follow the trajectory $c \rightarrow c' \rightarrow d$, but the crust’s surface B would now follow it only after ten or so million years, when crustal Eddy currents have died out (or perhaps earlier if plastic flow in the crust has allowed sufficient reduction of its $\mathbf{j} \times \mathbf{B}$ stresses). This time-lag is plausible as the reason why some x-ray pulsars, NSs spun-down relatively rapidly by binary companions (e.g.

to $P \sim 10^3$ sec for Vela X-1), can temporarily maintain surface dipole $B \sim 10^{11}$ G.

The deathline of a solitary NS as an observable radiopulsar is expected at $P \sim$ several seconds and $B \sim 10^{11}$ G, but spin-down would continue.

7. Resurrection of some $10^8 - 10^{10}$ yr old NSs (Fig. 1 $d \rightarrow h \rightarrow g$; $d \rightarrow h \rightarrow e \rightarrow f$; $d \rightarrow h \rightarrow q$; $d \rightarrow c$)

Some dead pulsars in binaries will be spun-up by accretion from companions which have evolved, orbitally or in size, to fill their Roche lobes. (Before or during this phase, the interaction with the companion may first have given the NS larger additional spin-down with accompanying reduction in B than would have been the case if it was solitary.) Such a genesis by accretion from a low mass companion (LMXB) is widely proposed as the origin of the millisecond radiopulsars (MSPs) in the lower left corner of Fig.1. The superfluid-vortices's radial velocities within a NS being spun-up to a millisecond period in an LMXB ($\sim 10^{-9}$ cm sec $^{-1}$) are so small that flux-tube movement which follows it seems inescapable. The very slow inward movement of the n-sf vortices squeezes all magnetic flux inward with it toward the NS spin-axis. Evolutionary tracks for surface-dipole B in Fig. 1 depend upon the initial B-field configuration at the beginning of the long, slow spin-up[6,14,15,16]:

($d \rightarrow c$) - *N and S polar caps are in opposite spin-hemispheres.* The final dipole moment is almost aligned and somewhat bigger than it was initially.

($d \rightarrow g$) - *N and S polar caps are in the same spin-hemisphere.* They are then squeezed together near the spin-axis to form an orthogonal rotator ($\mu \perp \Omega$) whose μ is reduced by a factor $(P_g/P_d)^{1/2} \sim 10^{-2}$. Spin-up alone, by bringing the N and S magnetic poles so close together, reduces μ to the small value essential for accretion to spin-up the NS to a MSP (by approaching the limiting accretion spin-up line of Fig. 1).

($d \rightarrow h \rightarrow q$; $d \rightarrow e \rightarrow f$) - *most, but not all, flux from either spin-hemisphere returns to the NS surface in the same hemisphere from which it came.* Continued spin-up reduces the orthogonal component, $\mu_{\perp} \propto (P)^{1/2}$, together with a slightly increased, aligned μ_{\parallel} . When these two components of the total dipole approach equal magnitudes at, say, h (or e), the total dipole moment (and surface dipole B) can no longer be strongly reduced by further spin-up since it diminishes only the orthogonal component. The initial conditions needed for accretion-induced spin-up into the extreme lower left corner of Fig. 1 from such $d \rightarrow h \rightarrow e$ strongly suggest that the exceptionaly fast MSPs they evolve into should

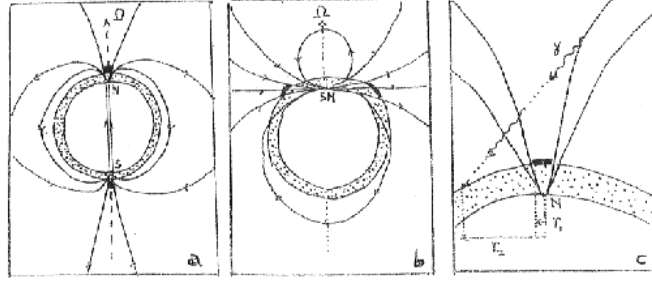


Figure 3. Magnetic field configurations of strongly spun-up millisecond pulsars (MSPs): (b) field configuration after prolonged spin-up when magnetic poles were in the same spin-hemisphere; (a) final configuration when N and S poles were in opposite spin-hemispheres or had a more complicated distribution with many poles but the spin-up was extremely great; (c) a magnified view of (a) around the North polar cap. Indicated in (c) is a gamma-ray of the curvature radiation from an extreme relativistic lepton moving in from an accelerator along an open field line. Where it hits the surface there is a hot polar cap (very black in the figures). Energetic curvature radiation disappears near the polar cap because of the disappearing curvature of open field-lines near the essentially isolated pole.

usually have a surface magnetic field resembling that from an orthogonal dipole positioned on the NS spin-axis at the interface between the NS's perfectly diamagnetic p-sc core and the bottom of its crust (Fig. 3b). A second large MSP family there should consist of almost aligned rotators (less frequently observed since their radio beams are directed so close to the NS spin-axes) whose μ_{\perp} have been “spin-up squeezed” to negligible strength. Their surface-field configuration should then closely resemble that from a N(S) pole on the spin-axis where magnetic field leaves the diamagnetic core in the upper spin-hemisphere and an equal strength S(N) pole where it re-enters the core in the lower spin-hemisphere (Fig. 3a). In both MSP families the size of the polar caps at the crust core interface is expected to be small. [Polar cap radii there $\sim (P/P_d)^{1/2} R \sim 10^4 \text{cm.}$] There is strong observational support for both of these two MSP families.

(a) An exceptionally large fraction of the most rapidly spinning MSPs in the Galactic disk fit orthogonal rotator criteria of two sub-pulses of comparable strength separated by around 180° in phase[15,17]. Of the 6 MSPs reported to have x-ray pulses as well as radio-emission[18], 5 are consistent with orthogonal rotators. This same orthogonality criterion is met in only about 10^{-2} of the rest of the radiopulsar population.

(b) The very special predicted B -field structure in the near-magnetosphere from “spin-up flux-squeezing” into an orthogonal rotator gives just the

radio-subpulse polarization properties, and their frequency dependence[15], observed in the first, fastest MSP, PSR 1937 ($P = 1.6$ ms).

(c) The sixth x-ray identified radio-MSP, PSR 0437, has a huge radiopulse-width ($\sim 270^\circ$). This and the structure of its radiopulse-polarization[19] strongly support its categorization as a nearly aligned rotator.

(d) Just below the accretion spin-up line of Fig. 1 is where a large fraction of nearly aligned pulsar candidates are observed.

(e) The aligned MSP, PSR 0437 ($P \sim 6$ ms), would have a surface polar cap area $A_{pc} \sim \pi\Omega R^3/c \sim 10^{11}\text{cm}^2$ for a conventional central dipole field or that from a uniformly magnetized core. This A_{pc} should also be the emission area of blackbody radiation x-rays sustained by back-flow of extreme relativistic particles down onto the polar cap from the pulsar's open field line particle accelerator(s). The expected blackbody radiation is indeed observed, but its emission area is only $4 \times 10^8\text{cm}^2$, and it is surrounded by a comparably luminous but cooler blackbody annulus $2 \times 10^5\text{cm}$ away[20]. These two observed features are hard to understand with conventional models of a NS's surface magnetic field. They are, however, just what are predicted on the surface of a strongly spun-up, flux-squeezed, aligned MSP[14]. In that model open field line bundles span very much smaller polar cap areas on the crust surface (just above each of the two core poles) than polar cap areas in models with more conventional B-field configurations. The new predicted polar cap area $\sim \pi\Omega R\Delta^2/c \sim 10^9\text{cm}^2 \sim 10^{-2} \times$ that from central dipole models. For PSR 0437 the predicted polar cap radius, 0.17 km, is a tenth the canonically estimated one and consistent with the 0.12 km deduced from observations. Curvature radiation from extreme relativistic particle inflow onto such polar caps is strong along almost all of an incoming particles's trajectory and would heat up a large surface area extending far from the polar caps. However, with the special squeezed flux geometry of Figs. 3 a,c such strong curvature radiation sources should disappear above the polar cap where the local B -field lines lose their curvature. Strong curvature radiation heating of the NS surface outside the polar cap itself should then only be important beyond about 2 km away, in agreement with the inner radius of the reported hot annulus.

Up to this point all of the agreement between the simple spinning-NS model predictions and related observations have involved relatively slow, time averaged, changes in B at the surface of a NS crust as it responds to changing spin of a NS core's quantum fluids. We turn now to a consideration of other observations which test expectations of the detailed way in which such crustal field changes are accomplished.

8. Small sudden changes in B through overstressed crusts: pulsar “glitches”

Moving core flux-tubes continually build up stress in surrounding conducting crust which anchors the B-field that traverses it. If this stress grows to exceed the crust’s yield strength (Y_{\max}), subsequent relaxation may, at least partly, be through relatively sudden crustal readjustments (“crust breaking”). Such events would cause very small spin-ups(-downs) in spinning-down(-up) NSs (spin-period “glitches”). The above model for the evolution of a core’s flux-tube array in adolescent and mature pulsars suggests glitch details in such pulsars similar to those of the two observed glitch families: Crab-like glitches (C) and the very much larger giant Vela-like ones (V).

a) Crab-like (C) glitches. In both adolescent and mature pulsars an expanding quasi-uniform n-sf vortex-array carries a p-sc flux-tube array outward with it. If growing flux-tube-induced stress on the crust is partly relaxed by “sudden” outward crust movements of magnitude s where the stress is strongest (with density preserving backflow elsewhere in the stratified crust) the following consequences are expected:

(1) a “sudden” permanent increase in μ_{\perp} , spin-down torque, and $|\dot{\Omega}|$: $\frac{\Delta\dot{\Omega}}{\dot{\Omega}} \sim s/R \sim \Delta\theta$ (strain relaxation) $< \theta_{\max} \sim 10^{-3}$. (This is the largest non-transient fractional change in any of the pulsar observables expected from breaking the crust.) A permanent glitch-associated jump in high density (ρ) n-sf of this sign and magnitude ($\sim 3 \times 10^{-4}$) is indeed observed in the larger Crab glitches[21,22].

(2) a “sudden” reduction in shear stress on the crust by the flux-tubes below it. Its estimated magnitude is $(BB_c/8\pi)(s/R)$. This is also the reduction in pull-back on the core’s expanding n-sf vortex array by the core’s p-sc flux-tube array which it tries to drag with it. The n-vortices therefore move out to a new equilibrium position where the Magnus force on them is reduced by just this amount. The n-sf, therefore, spins down a bit. All the (less dense) charged components of the NS (crust, core-p and -e) together with the n- vortex array must spin-up much more. (The total angular momentum of the NS does not significantly change in the brief time for development of the glitch.) A new equilibrium is established in which the charged components (all that is observed, of course, is P of the crust’s surface) have acquired a

$$\frac{\Delta\Omega}{\Omega} \sim \frac{BB_c}{8\pi\rho R^2\Omega^2}(s/R) \sim 10^{-4} \left(\frac{\Delta\dot{\Omega}}{\dot{\Omega}} \right). \quad (2)$$

Crab-glitch $\frac{\Delta\Omega}{\Omega}$ with magnitudes $\sim 3 \times 10^{-8}$ and $\frac{\Delta\dot{\Omega}}{\dot{\Omega}} \sim 3 \times 10^{-4}$ are observed. So are many much smaller glitches, and the proportionality factor of Eqn. 2 holds approximately for them as well[22]³.

b) Giant Vela-like (V)glitches. A second V-family of glitches differs from that of Crab-like ones (C) in several ways[29]. (1) $(\Delta\Omega/\Omega)_V - 10^2 \times (\Delta\Omega/\Omega)_C$. (2) V-glitches develop their $\Delta\Omega$ in less than 10^2 sec.: the spin-period of a V-glitch is already decreasing in magnitude when first resolved[24], while C-glitches are still rising toward their full $\Delta\Omega$ for almost 10^5 sec[23]. (3) V-glitches are observed in mature pulsars (mainly, but not always in Fig. 1 along $b \rightarrow c$) while C -glitches are observed in both adolescent and mature pulsars. (4) Eq. 2 for C-glitches would greatly overestimate $(\Delta\dot{\Omega}/\dot{\Omega})$ for V-glitches. The existence of a second glitch family, with V-properties, should result from a different kind of vortex-driven flux-tube movement in a NS core. If there were no very dense, comoving, flux-tube environment around them, outward moving core-vortices could smoothly shorten and then disappear entirely as they reached the core's surface at its spin-equator. However, the strongly conducting crust there resists entry of the flux-tube array which the vortices also bring with them to the crust's base. This causes a pile-up of pushed flux-tubes in a small equatorial annulus, which opposes the final vortex-line disappearance. The final vortex-line movement in which they vanish occurs either in vortex-line flux-tube cut-through events, or, more likely, in a sudden beaking of the crust which has been overstressed by the increasing shear-stress on it from the growing annulus. Giant V-glitches are proposed as such events, allowing a sudden reduction of part of this otherwise growing annulus of excess angular momentum and also some of the magnetic flux trapped within it. These would not begin until enough vortex-lines, initially spread almost uniformly throughout the core, have piled up in the annulus to support the needed stress. This happens when adolescence is completed, i.e. when crust B-field reconnection (maturity) begins. The P at which this occurs may vary very considerably among pulsars, depending on their childhood B and its history. If crust-breaking displacements in such events involve crust movements of about the same size as those in the largest C-glitches ($|s| \sim 3 \times 10^2$ cm), and these crust movements (with their associated expulsion of flux and its ultimate reconnection) are responsible for the average decrease in magnetic moment of mature pulsars (Fig. 1 $b \rightarrow c$), then the interval between V-glitches

$$\tau_g \sim 3 \times 10^{-4} \left(\frac{\Omega}{\dot{\Omega}} \right) |n - 3|^{-1}. \quad (3)$$

For the Vela pulsar this gives an average interval between giant glitches of about 4 years, less than twice that observed. [Depending upon the sign of s , Vela might have $n \sim 3 + 2 = 5$ or $3 - 2 = 1$ (cf. the footnote in Sect 5.). The τ_g from Eq.3 is the same.] If the “Big Glitch” [25], PSR J0537, with its observed $n \sim 7$ and $t_{sd} = 5 \times 10^3$ yrs, is already a “mature” pulsar, its predicted $\tau_g = 0.7$ yrs. This is in reasonable agreement with its observed $\tau_g = 0.4$ yrs.

The density of excess angular momentum and flux-tubes stored in the annulus is limited by the strong repulsion among flux-tubes when they become so closely packed that average B among them approaches B_c . The annulus builds up to a volume V_A where the growing stress from its coupling to the NS crust reaches the crust’s yield-strength. This new crust-breaking epoch is reached after very substantial spin-down, from early adolescence where vortex-lines first develop and start their outward movement to the onset of “maturity” where giant glitches and $\langle n \rangle \sim 5$ begin. Subsequent spin-down continues forced entry into this annulus of small stretches of vortex-lines together with those parts of accompanying flux-tubes they bring into the annulus with them. But new inflow is now balanced by glitch-events which give a comparable loss of flux and angular momentum from the annulus. (The annulus does not grow larger after the crust’s yield-strength is reached.) For a constant density neutron star core and t_{sd}/τ_g glitches in a spin-down time, each glitch would give a relative jump in observed pulsar spin

$$\frac{\Delta\Omega}{\Omega} \sim \left(\frac{5V_A}{2V_{NS}} \right) \times \left(\frac{\tau_g}{t_{sd}} \right). \quad (4)$$

with V_A/V_{NS} the ratio of the small annulus volume (V_A) to the volume of the whole NS core (V_{NS}). Unfortunately the present value of V_A/V_{NS} depends on unobserved features in the development of a NS’s core B-field during infancy and childhood. If, for example, that field at the beginning of adolescence is near the surface dipole field $B(a) \sim 2 \times 10^{12}$ G, and the total volume of the core’s flux-tubes is conserved as they are pushed outward and compacted into V_A , then $V_A/V_{NS} \sim B(a)/B_c \sim 2 \times 10^{-3}$. Probably more realistically, as discussed in Sect.3, B -evolution in childhood suggests a final core B typically about an order of magnitude larger than the surface dipole when childhood ends. But, during subsequent outward movement and compactification of the core’s flux-tubes, it is likely to be their total number rather than their total volume that is conserved. If so, $V_A/V_{NS} \sim [10B(a)/B_c] \sim 3 \times 10^{-3}$. It is fortuitous that both estimates for the V_A/V_{NS} ratio in Eq. 3 happen to agree. With it and Vela pulsar parameters $\tau_g = 3$ yrs, $t_{sd} = 10^4$ yrs, the predicted $(\Delta\Omega/\Omega) \sim 2 \times 10^{-6}$, typical of that of a giant glitch in Vela. For

the “Big Glitch” the predicted $(\Delta\Omega/\Omega) = 7 \times 10^{-7}$, comparable to the 4×10^{-7} of its observed ones[25].

This completes our brief biography of a canonical (usually solitary) pulsar’s magnetic field through all phases of its life. Different kinds of observations, many of which would otherwise seem puzzling, all give considerable support for a very simple model in which the biography of a NS’s magnetic field is closely and simply tied to the history of its spin⁴

Acknowledgments

I am happy to thank E. Gotthelf, J. Halpern, P. Jones, J. Sauls, J. Trumper, and colleagues at the Institute of Astronomy (Cambridge) for helpful discussions.

Notes

1. If, unexpectedly, the p-sc transition is to a type I superconductor[5], proton-superconductivity is quenched by a $B > B_c$ everywhere inside discrete regions very much larger than flux-tubes and vanishes throughout the superconducting volume outside them. Then $\overline{B^2} > \overline{B}B_c$ when averaged over large areas passing through both kinds of proton-phases. The new force distribution and its consequences would then be very similar to those following a type II transition.

2. For example, N and S surface polar caps might be connected by pushed core-flux just below the surface. This pulls them toward each other until they ultimately reconnect ($n > 3$), or first pulls them apart ($n < 3$) until they are on opposite sides of the star. In the latter case further pulling will then bring them closer ($n > 3$) until reconnection is finally achieved. Alternatively, an initially complicated surface field could have many N and S pole regions. Then the vector sum which gives the net dipole moment may be either decreased ($n < 3$) or increased ($n > 3$) by reconnection of any one pair. Only after long evolution would $\langle n \rangle \sim 5$ be realized (cf the reported $n \sim 1.4$ for Vela[13].)

3. One of the larger Crab glitches has been observed throughout its early development[23]. It took a time 8×10^4 sec for the observed $\Delta\Omega$ to rise to its full glitch value. One possible interpretation of this delay is that this is the time it takes for the suddenly unbalanced force on the core’s n-vortex array to drag this array to its new equilibrium position. The main drag retarding such a repositioning would be from moving the flux-tube array which is forced to co-move with the n-sf vortices. If the very small speed with which the combined vortex-line - flux-tube arrays responds ($\sim 10^{-8}$ cm/sec) is assumed proportional to the small unbalanced force exerted on them just after the crust-breaking, this would scale to about 10^3 yrs for flux-tubes to move to their new very distant equilibrium positions when subject to the much stronger forces on them discussed in Sect. 3.

4. This glitch model is quite different from the presently widely applied one in which some of the $n - sf$ vortices which are located inside the NS crust and are normally pinned to crust nuclei, collectively un-pin and move outward[26,31]. This sudden movement of crust-vortices reduces the crust’s n-sf angular velocity and spins-up the rest of the NS (cf. ref. 27 for a criticism of this as a basis for a model for giant glitches). In the model proposed here these crustal $n - sf$ vortices do not play an important role in triggering a glitch, but may have observable consequences in post-glitch healing.

References

- [1] Thompson, R. & Duncan, R. 1996, ApJ, 473, 322.
- [2] Ruderman, M., Tao, L., & Kluzniak, W., 2000, ApJ, 542, 243.

- [3] Applegate, J., Blandford, R., & Hernquist, L. 1983, MNRAS, 204, 1025.
- [4] Flowers, E. & Ruderman, M. 1977, ApJ, 215, 302.
- [5] Link, B. 2003, Phys. Rev. Lett., 91, 101101.
- [6] Ruderman, M., Zhu, T., & Chen, K. 1998, ApJ, 492, 267.
- [7] Ruderman M. 2009 in *From X-Ray Binaries to Gamma-Ray Bursts*, ed. E. van den Heuvel, L. Kapper, E. Rol, & R. Wijers, ASP conf. Series 308, 251.
- [8] Lyne, A., Pritchard, R., & Graham-Smith, F. 1988, MNRAS 233, 267.
- [9] Kaspi, V., Manchester, R., Siegman, B., Johnston, S., & Lyne, A. 1994, ApJ, 422, L83.
- [10] Zhang, W., Marshall, F., Gotthelf, E., Middleditch, J., & Wang, Q. 2001, ApJ, 544, L177.
- [11] Camilo, F. et al. 2000, ApJ, 541, 367.
- [12] Cordes, J. & Chernoff, D. 1998, ApJ, 505, 315.
- [13] Lyne, A., Pritchard, R., Graham-Smith, F., & Camilo, F. 1996, Nature, 381, 497.
- [14] Chen, K., Ruderman, M., & Zhu, T. 1998, ApJ, 493, 397.
- [15] Chen, K., & Ruderman, M. 1993, ApJ, 408, 179
- [16] Ruderman, M. 2004 in *X-ray and γ -ray Astrophysics of Galactic Sources*, Proc. 4th Agile Science Workshop, 2003, ed. M. Tavani, A. Pellizoni, & S. Vercellone, IASF.
- [17] Jayawardhana, R. & Grindlay, J. 1995, J. Astron. Soc. Pac. Conf. Ser., 105, 231.
- [18] Becker, W. & Aschenbach, B. 2002, “X-ray Observations of Neutron Stars”, Proc. 270 WE-Heraeus Seminar, eds. W. Becker, H. Lesch, J. Trümper, MPE Rpt. 278, astro-ph/0208466.
- [19] Gil, J., & Krawczyk, A. 1997, MNRAS, 285, 561
- [20] Pavlov, G., Zavlin, v., & Sanwal, D. 2002, “Thermal Radiation from Neutron Stars,” Proc. of ref. [18].
- [21] Gullahorn, G., Isaacman, R., Rankin, J., & Payne, R. 1977, AJ, 81, 309.; Demianski, M. & Prószyński, M. 1983, MNRAS, 202, 437.
- [22] Wong, J., Backer, D., & Lyne, A., 2001, ApJ, 548, 477.
- [23] Lyne, A., Graham-Smith, F., & Pritchard, R. 1992, Nature, 359, 706.
- [24] Flanagan, C. 1990, Nature 345, 416; McCulloch, P., Hamilton, P., McConnel, D., & King, E., 1990 Nature, 346, 822.
- [25] Marshall, F., Gotthelf, E., Middleditch, J., Wang, Q., & Zhang, W. 2004, ApJ, 603, 572.
- [26] Alper, A., Chau, H., Cheng, K.S., & Pines D. 1993, ApJ, 109, 345.
- [27] Jones, P. 1998, MNRAS, 296, 217.
- [28] Manchester, R. 2004, Science, 304, 489.
- [29] Lyne, A., Shemar, S., & Graham-Smith, F. 2000, MNRAS, 315, 534.
- [30] Alper, A., Chau, H., Cheng, K.S., & Pines D. 1996, ApJ, 459, 706.
- [31] Anderson, P. & Itoh, N. 1975, Nature, 265, 25.