

THE TEMPERATURE STRUCTURE OF THE WARM-HOT INTERGALACTIC MEDIUM

Naoki Yoshida¹, Steven R. Furlanetto², and Lars Hernquist³

Submitted to ApJ Letters

ABSTRACT

We study the temperature structure of the intergalactic medium (IGM) using a large cosmological N-body/SPH simulation. We employ a two-temperature model for the thermal evolution of the ionized gas, in which the relaxation process between electrons and ions is explicitly included. In the diffuse, hot IGM, the relaxation time is comparable to the age of the Universe and hence the electron temperature in post-shock regions remains significantly smaller than the ion temperature. We show that, at the present epoch, a large fraction of the warm/hot intergalactic medium (WHIM) has a well-developed two-temperature structure, with typical temperature differences of order a factor of a few. Consequently, the fraction of metals in various ionization states such as O vi, O vii, and O viii, as well as their line emissivities, can differ locally by more than an order of magnitude from those computed with a single temperature model. It is thus necessary to follow the evolution of the electron temperature explicitly to determine absorption and emission by the WHIM. Although equipartition is nearly achieved in the denser intracluster medium (ICM), we find an appreciable systematic deviation between the gas-mass-weighted electron temperature and the mean temperature even at half the virial radii of clusters. There is thus a reservoir of warm ($T_e < 1$ keV) gas in and around massive clusters. Our results imply that relaxation processes need to be considered in describing and interpreting observational data from existing X-ray telescopes as well as from future missions designed to detect the WHIM, such as the Diffuse Intergalactic Oxygen Surveyor and the Missing Baryon Explorer.

Subject headings: cosmology: theory – intergalactic medium

1. INTRODUCTION

The distribution of baryons in the Universe remains one of the puzzling issues in modern cosmology. At the present epoch, the total amount of baryons inferred from a census of H i absorption, gas and stars in galaxies, and X-ray emission from hot gas in galaxy clusters is far smaller than that predicted by nucleosynthesis calculations (Persic & Salucci 1992; Fukugita, Hogan & Peebles 1998) and by measurements of the cosmic microwave background radiation (Spergel et al. 2003). Hence, it is believed that a large fraction of the baryons lies in an as yet undiscovered dark state.

Three-dimensional hydrodynamic simulations of cosmic structure formation (e.g., Cen & Ostriker 1999; Dave et al. 2001; Croft et al. 2002) predict that about 30–40% of the baryons resides in the so-called warm-hot intergalactic medium (WHIM) at the present epoch. This gas is mostly shock-heated to a temperature of 10^5 – 10^7 K during large-scale structure formation, and this relatively low temperature makes its thermal emission difficult to detect with conventional X-ray observations.

A variety of observational approaches have been examined for studying the WHIM, including both ultraviolet (e.g., Furlanetto et al. 2003, 2004) and X-ray lines. With respect to the latter possibility, there have been several tentative claims that the WHIM has been detected locally in absorption (e.g., Nicastro et al. 2003) and in emission (Finoguenov et al. 2003). Moreover, Yoshikawa et al. (2004) have proposed using O vii/O viii lines to probe the

WHIM in detail with high spectral resolution X-ray detectors. They argue that, under a variety of assumptions, about half of the WHIM (by mass) can be detected via oxygen line emission (see also Fang et al. 2004). While the proposed missions appear promising, the detectability depends crucially on the assumed metallicity and the relative abundances of particular ions.

Previous theoretical studies used a single temperature model for the WHIM, under the assumption that equipartition is fully achieved. However, the outskirts of galaxy clusters may actually have a two-temperature structure (e.g., Fox & Loeb 1997; Takizawa 1998; Courty & Alimi 2004). Near galaxy clusters, infalling gas shock-heats to roughly the virial temperature as kinetic energy is converted into thermal energy. Because the infalling ions carry nearly all of the bulk kinetic energy (exceeding that contained in electrons by a factor m_p/m_e), the post-shock electrons can gain thermal energy only via collisions with ions. If collisional relaxation takes a time comparable to or longer than the age of the Universe, the two temperatures, i.e. those of the electrons and ions, remain different. One can easily show that the relaxation time is rather long for diffuse warm-hot gas around clusters and large-scale filamentary structures. Since the relative abundance of metal ions and their emissivities are sensitive to the electron temperature, this has important implications for future observations of the WHIM.

In this Letter, we study the thermal evolution of the IGM using a large hydrodynamic simulation of structure formation. We show that a considerable fraction of the

¹Department of Physics, Nagoya University, Furocho, Chikusa, Nagoya 464-6082, Japan²Mail Code 130-33; California Institute of Technology; Pasadena, CA 91125³Harvard-Smithsonian Center for Astrophysics, 60 Garden Street, Cambridge, MA 02138

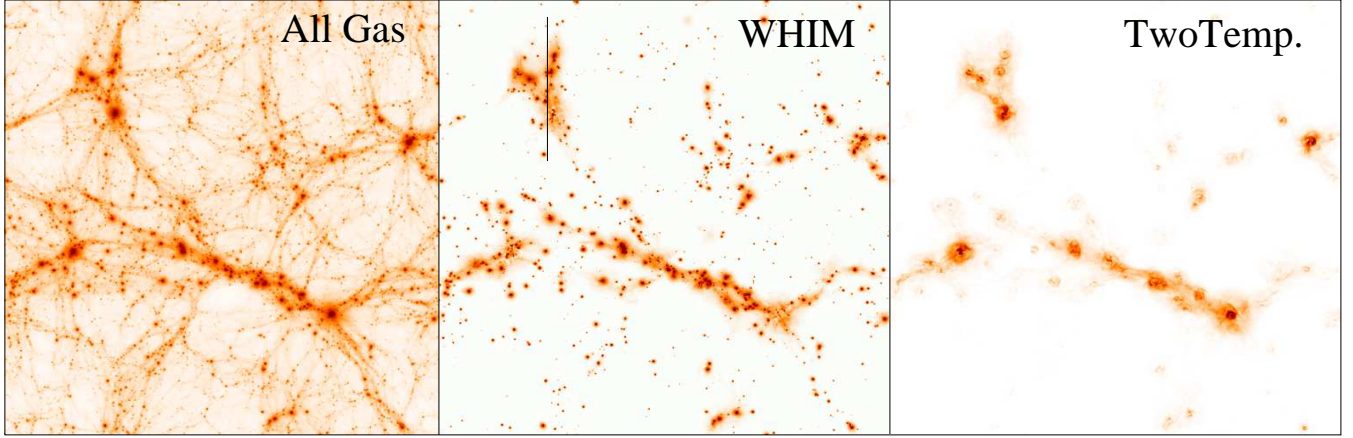


Fig. 1. The distribution of baryons (left), the warm/hot component with $10^6 < T < 10^7$ K (middle), and gas with $T_e < 0.5T_i$ (right) in a slab of $100 \times 100 \times 20$ ($h^{-1} \text{Mpc}$)³ at $z = 0$. The vertical bar in the middle panel indicates a ‘super-cluster’ region, for which we compute the soft X-ray intensity (see section 4 and Figure 5).

WHIM indeed has a two temperature structure, particularly in and around rich clusters. In these regions, the electron temperature is typically smaller than the ion temperature by a factor of a few, substantially modifying estimates of the abundances of ions and their emissivities. We also discuss some cosmological implications, such as line absorption by heavy ions, the Sunyaev-Zeldovich effect, and soft X-ray emission from clusters of galaxies.

2. THE N-BODY/SPH SIMULATIONS

For our simulations, we use the parallel Tree-PM/SPH code GADGET2 (Springel 2004), which employs a fully conservative scheme for integrating the equations of motion (Springel & Hernquist 2002). We implement non-equilibrium processes between ions and electron following Fox & Loeb (1997) and Takizawa (1998). The evolution of the electron temperature is given by

$$\frac{dT_e}{dt} = \frac{T_i - T_e}{t_{ei}} + (1 - \beta) \frac{T_e}{n} \frac{dn}{dt} \quad (1)$$

where T_e is the electron temperature, T_i is the ion temperature, and n is the particle number density. The collisional relaxation time t_{ei} is given by (Spitzer 1962)

$$t_{ei} = \frac{3m_e m_i}{8(2\pi)^{1/2} n_i Z_i^2 e^4 \ln \Lambda} \left(\frac{kT_e}{m_e} + \frac{kT_i}{m_i} \right)^{3/2}; \quad (2)$$

where m_e, m_i are electron and ion masses, respectively, e is the electric charge, Z_i is the charge of an ion, and $\ln \Lambda$ is the Coulomb logarithm, which is given by

$$\ln \Lambda = 37.8 + \ln \left(\frac{T_e}{10^8 \text{K}} \right) + \frac{1}{2} \ln \left(\frac{n}{10^{-3} \text{cm}^{-3}} \right); \quad (3)$$

At collisionless shocks, ions are heated first; i.e., most of the fluid kinetic energy is initially converted into the thermal energy of ions just past the shock ($T_e = m_e T_i = m_i$). For simplicity, we assume that all the kinetic energy is converted to ion thermal energy, while electrons are heated solely by collisions with ions.

We work with a Λ -dominated cold dark matter cosmology with matter density $\Omega_0 = 0.3$, cosmological

constant $\Omega_\Lambda = 0.7$ and expansion rate at the present time $H_0 = 70 \text{ km s}^{-1} \text{Mpc}^{-1}$. We set the baryon density $\Omega_b = 0.04$ and the normalization parameter $\sigma_8 = 0.9$. Our simulation employs 324^3 cold dark matter particles and the same number of non-radiative gas particles in a cosmological volume of $100 h^{-1} \text{Mpc}$ on a side. Since the cooling timescale for hot ($T > 10^6$ K), low density ($n_H < 10^{-5} \text{cm}^{-3}$) gas (characteristic values for the WHIM), is longer than the Hubble time, radiative cooling is not expected to substantially affect our results (see also Dave et al 2001). The mass per gas particle is $3.26 \times 10^8 h^{-1} M_\odot$, and the nominal gas mass resolution is about $10^{10} h^{-1} M_\odot$ for our choice of the number of SPH neighbors, $N = 32$. We note that the CDM initial conditions and the large simulation volume allow us to correctly model the merging process during the formation of large-scale filamentary structures and the assembly of massive halos, which contribute to heating of the intergalactic and intracluster media (e.g., Keshet et al. 2003).

3. RESULTS

Figure 1 shows the baryon distribution at $z = 0$ in a slice of $20 h^{-1} \text{Mpc}$ thickness (top), the warm/hot component with $10^6 < T < 10^7$ K (middle), and gas in which $T_e < 0.5T_i$. The distributions of the latter two components are quite similar, suggesting that the bulk of the WHIM has a two-temperature structure. The distribution of the two-temperature gas appears quite complex even in clusters, indicating that shocks induced by mergers during hierarchical assembly propagate and leave two-temperature gas within clusters. We have checked the time variation of the specific entropy of the gas elements and verified that the two-temperature regions have recently been shock heated.

Figure 2 shows the electron temperature T_e plotted against the mean temperature $T = (n_e T_e + n_i T_i)/(n_e + n_i)$, which is the temperature we would obtain in a single temperature model. Interestingly, the two-temperature deviation is the largest in the WHIM regime indicated by the rectangular box in Figure 2. Note that there are some gas elements that have a very small electron temperature. This is because our simulation does not include electron heating processes other than Coulomb collisions.

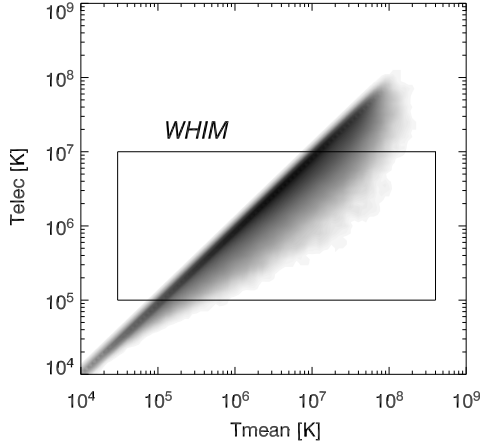


Fig. 2. | Electron temperature plotted against the mean gas temperature. The number density of gas particles is shown in grey-scale. The rectangular box indicates the so-called WHIM which we define to have $10^5 < T_e < 10^7$ K.

Although some electron heating processes driven by plasma instabilities have been proposed (Laming 2000), detailed calculations suggest that these mechanisms convert less than 20% of the bulk kinetic energy to electron thermal energy (e.g., Cargill & Papadopoulos 1988), so we neglect these effects. Our treatment therefore maximizes the possible offset between T_e and T .

Figure 3 shows the radial distribution of T_e (solid line) and T (dashed line) for one of the most massive halos in our simulation. We used a friends-of-friends group finder to locate dark matter halos and defined the virial radius such that the mean matter density within this radius is 200 times the critical density. The halo we consider here has a virial mass of $3 \times 10^{14} h^{-1} M_\odot$ and a virial radius of $1.1 h^{-1} Mpc$. In Figure 3, the difference between the two temperatures is large at $r > 1 h^{-1} Mpc$ and appreciable even at $r < 1 h^{-1} Mpc$. The overall profile looks similar to those found in simulations of single clusters by Takizawa (1998) and Chieze et al. (1998). Owing to the difference in relaxation time (see equation [2]) in the dense, central part and in the low density outer regions, the electron temperature profile appears steeper than that of the mean temperature at $r > 0.1 h^{-1} Mpc$. The bottom panel of Figure 3 shows the baryonic mass fraction as a function of both T_e and T (thick and thin histograms, respectively). We selected gas particles within $5 h^{-1} Mpc$ from the center of the cluster and plot the fractions. The distribution of T_e is significantly skewed to smaller values. The total gas mass contained in this region ($r < 5 h^{-1} Mpc$) is $1.0 \times 10^{14} h^{-1} M_\odot$, and nearly 50% of it has $T_e < 1 keV$; i.e., the mass of the warm component surrounding the cluster is greater than the gas mass within the cluster itself.

4. COSMOLOGICAL IMPLICATIONS

The two-temperature structure of the WHIM and ICM has many important implications. For example, the relative fractions of metal ions are of considerable interest for WHIM observations. Figure 4 shows the fraction of O vi, O vii, and O viii ions as a function of temperature assuming collisional ionization equilibrium. Clearly the abundances have a strong dependence on electron temperature,

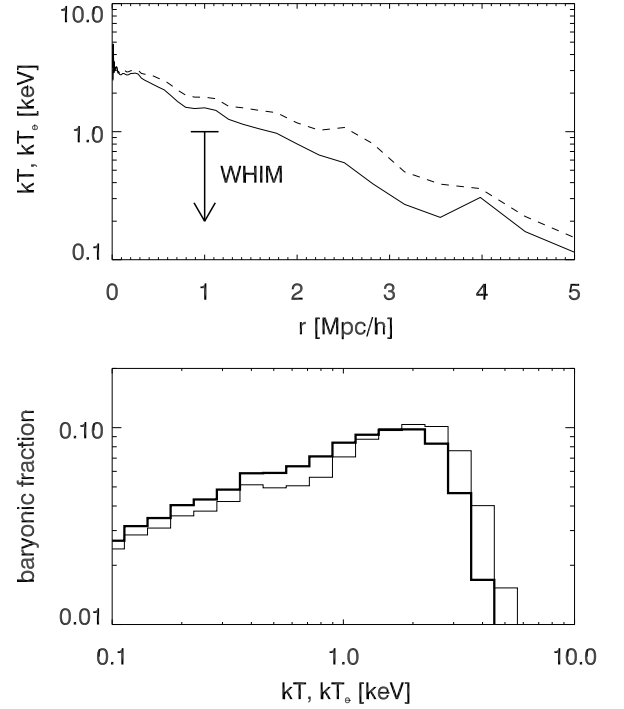


Fig. 3. | Radial distribution of the electron temperature (solid line) and the mean temperature (dashed line) in one of the most massive clusters in our simulation (top panel). Bottom panel shows the mass fraction of gas within $5 h^{-1} Mpc$ from the cluster center in temperature bins, using the electron temperature (thick histogram) and the mean temperature (thin histograms).

because the populations are primarily determined by electron collisions (photo-ionization is unimportant for these high-level ions unless the incident X-ray intensity is high). The bottom panel indicates the possible errors caused by assuming a single temperature for the WHIM. A factor of two systematic shift in temperature, typical of the offsets we find between T and T_e , can lead to significant over/under-estimates of the abundances.

We further quantify the effect of non-equipartition by making a model oxygen line emission map. We put the super-cluster region indicated in Figure 1 at $z = 0.03$ and compute the surface brightness of O vii emission following the procedure of Yoshikawa et al. (2004). We adopt a simple relation between the gas metallicity and the local gas density in the form $Z = 0.02 (\rho_{gas})^{0.3} Z_\odot$, where ρ_{gas} is the mean baryon density. We then compute the surface brightness for both T_e and T . Figure 5 shows the resulting profiles. While the overall results appear similar in the two cases, there are substantial local deviations. In particular, around some bright spots, the emissivity is greater by up to an order of magnitude when computed using the electron temperature. The ratio of the surface brightness $S(T_e)/S(T)$ is shown in the bottom panel of Figure 5. There, we mark the regions with $S(T_e) > 10^{-11} \text{ ergs cm}^{-2} \text{ sr}^{-1}$, which is the nominal detection limit of the proposed DIOS mission (Yoshikawa et al. 2003).

Similar considerations may also apply to efforts to study the WHIM using UV observations (e.g., Furlanetto et al. 2004). In principle, one can measure the degree of equilibrium using various line intensities from far UV to soft X-rays (e.g., Gharib Nezhad et al. 2000; Raymond et al. 2003)

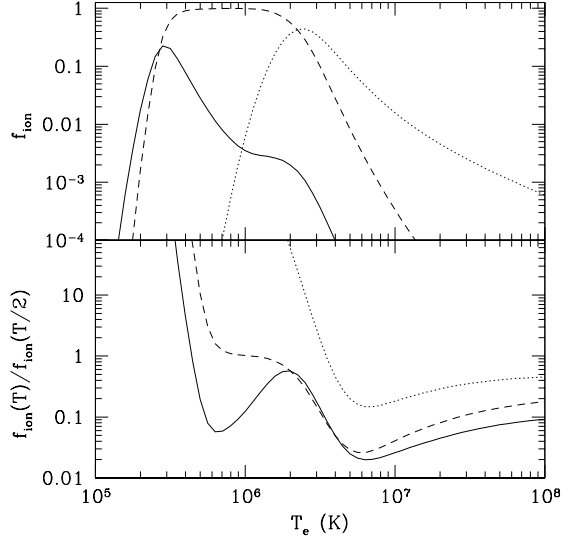


Fig. 4. Relative abundance of oxygen ions $f_{\text{O VI}}$ (solid), $f_{\text{O VII}}$ (dashed), and $f_{\text{O VIII}}$ (dotted) as a function of electron temperature. The bottom panel shows the ratio $f(T)/f(T/2)$ which indicates the error induced by a factor of two shift (estimate) in T_e .

as well as the metal line Doppler widths. Measuring the age of the WHIM from the degree of equilibration will put a stringent constraint on theoretical models of large-scale baryonic structure formation.

Although our simulation does not include radiative cooling, we note that the lower electron temperature can have a significant impact on the radiative cooling efficiency in dense regions. The gas cooling rate has a very steep temperature dependence at $10^5 < T < 10^6$ K regardless of the metallicity (Sutherland & Dopita 1993). As shown in Figure 2, recently shock-heated gas with $T \sim 10^6$ K may have an electron temperature $T_e \sim 10^5$ K. Such gas should cool rapidly and in a highly non-equilibrium manner. This warrants further study of the effect of the two-temperature structure on the IGM using a simulation with radiative cooling.

Finally, we discuss some implications for the Sunyaev-Zeldovich (SZ) effect. The cosmic microwave background radiation temperature decrement owing to the thermal SZ effect in the Rayleigh-Jeans limit is given by

$$\frac{\Delta T_{\text{CMB}}}{T_{\text{CMB}}} = 2 \frac{k_B T}{m_e c^2} n_e T_e dl \quad (4)$$

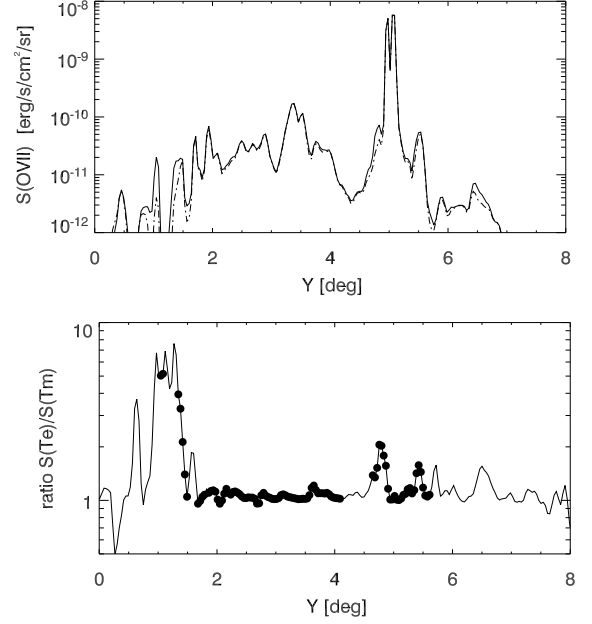


Fig. 5. Surface brightness of O VII emission for the region indicated in the middle panel of Figure 1 using T_e (solid line) and T (dot-dashed line). Bottom panel shows the ratio $S(T_e)/S(T)$. Dots in the bottom panel indicate the region where $S(T_e)$ is greater than 10^{-11} ergs $\text{s}^{-1} \text{cm}^{-2} \text{sr}^{-1}$.

Since this is proportional to T_e , the two-temperature treatment results in a smaller signal. Using the simulation output, we measured the difference between the gas mass weighted electron temperature and the mean temperature. For massive clusters, we consistently find a 10–20% lower electron temperature. While small, this systematic difference could influence “precision” cosmological parameter estimates using SZ cluster counts (e.g., Majumdar & Mohr 2004).

Overall our simulation results suggest that it is necessary to consider the relaxation processes for theoretical studies on the WHIM and also for correctly interpreting the observational data from the current and future X-ray missions.

We thank Kohji Yoshikawa for providing emissivity data. The simulations were performed at the Center for Parallel Astrophysical Computing at the Harvard-Smithsonian Center for Astrophysics.

REFERENCES

- Cargill, P. J. & Papadopoulos, K. 1988, *ApJ*, 329, L29
 Cen, R. & Ostriker, J. P. 1999, *ApJ*, 519, L109
 Chieze, J.-P., Alimi, J.-M., & Teyssier, R. 1998, *ApJ*, 495, 630
 Courty, S. & Alimi, J.-M. 2004, *A & A*, 416, 875
 Croft, R. A. C. et al. 2002, *ApJ*, 581, 20
 Dave, R., Cen, R., Ostriker, J. P., Bryan, G. L., Hemquist, L., Katz, N., Weinberg, D. H., Norman, M. L., & O’Shea, B. 2001, *ApJ*, 552, 473
 Fang, T. et al. 2004, *ApJ* in press
 Finoguenov, A., Briel, U. G., & Henry, J. P. 2003, *A & A*, 410, 777
 Fox, D. C. & Loeb, A. 1997, *ApJ*, 491, 459
 Fukugita, M., Hogan, C. J., & Peebles, P. J. E. 1998, 503, 518
 Furlanetto, S. R., Schaye, J., Springel, V., & Hemquist, L. 2003, *ApJ*, 599, L1
 Furlanetto, S. R., Schaye, J., Springel, V., & Hemquist, L. 2004, *ApJ*, 606, 221
 Gavazzi, P. et al. 2001, *ApJ*, 547, 995
 Keshet, U., Waxman, E., Loeb, A., Springel, V., & Hemquist, L. 2003, *ApJ*, 585, 128
 Lamare, J.-M. 2000, *ApJS*, 127, 409
 Majumdar, S. & Mohr, J. J. 2004, *ApJ*, 613, 41
 Nicastro, F. et al. 2002, *ApJ*, 573, 157
 Persic, M. & Salucci, P. 1992, *MNRAS*, 258, 14
 Raymond, J. C., et al. 2003, *ApJ*, 584, 770
 Spergel, D. N., et al. 2003, *ApJS*, 148, 175
 Spitzer, L., Jr. 1962, *Physics of Fully Ionized Gases* (New York: Wiley)
 Springel, V. 2004, in preparation
 Springel, V. & Hemquist, L. 2002, *MNRAS*, 333, 649
 Sutherland, R. & Dopita, M. 1993, *ApJS*, 88, 253
 Takizawa, M. 1998, *ApJ*, 509, 579
 Yoshikawa, K. et al. 2003, *PA SJ*, 55, 879
 Yoshikawa, K. et al. 2004, *PA SJ* in press [astro-ph/0408140]