

Gamma Rays from Kaluza-Klein Dark Matter

Lars Bergström,^{*} Torsten Bringmann,[†] Martin Eriksson,[‡] and Michael Gustafsson[§]
Department of Physics, Stockholm University, AlbaNova University Center, SE - 106 91 Stockholm, Sweden
(Dated: October 14, 2004)

A TeV γ -ray signal from the direction of the Galactic center (GC) has been detected by the High Energy Stereoscopic System (H.E.S.S.) experiment. The origin of this signal, however, is unknown. In this letter we investigate whether dark matter annihilating near the center can be the explanation. We calculate the continuous γ -ray spectrum from Kaluza-Klein dark matter annihilations, since these among other channels contain extremely high energy leptons. We find that the subsequent decays of τ leptons will be important for this type of models. Moreover, we find a radiative cross section from the primary leptons which has an important tail up to high energies. This gives a nice signature of the expected γ -ray spectrum, an almost flat energy distribution which drops abruptly at the dark matter particle mass. For a mass of about 1 TeV, and taking into account current N-body simulation halo profiles, with an enhancement due to adiabatic compression caused by the stellar cluster near the GC, the resulting spectrum gives a good fit to a large range of the H.E.S.S. data. Explaining the complete range of data would, however, require masses larger than around 4 TeV, which is disfavored for the particular model considered here. A model where the gauge coupling is twice as large would give the correct relic density and a well fitting photon spectrum for a particle mass of roughly 10 TeV.

PACS numbers: 95.35.+d, 04.50.+h, 98.70.Rz

INTRODUCTION

Currently there is great interest in the very high-energy γ -ray signal from the center of the galaxy, where recently the CANGAROO collaboration [1], the VERITAS collaboration [2] and H.E.S.S. [3] have reported results. The three experiments find different spectra, something that may depend on different angular acceptances, energy calibrations, etc. The H.E.S.S. result superficially looks more detailed and accurate and is the one we will focus on here, although of course the three groups will have to find a conclusive reason for the reported discrepancies. There have already been speculations of a TeV-scale dark matter particle giving, through annihilations, a steady source of these photons [3, 4, 5]. Of course, there are other possibilities for emission of these γ -rays related to the physics around the Galactic massive black hole [6].

The prototype dark matter particle is the neutralino, the lightest supersymmetric particle. The phenomenology of this candidate has been worked out in detail over the last two decades (for a summary, see [7]). However, these models give a rather soft γ -ray spectrum, so one has to push masses up to the tens of TeV range to match the results of H.E.S.S., which will be our main concern in this Letter. We focus instead on an interesting alternative which has received much attention in recent years; that of universal extra dimensions (UED) [8, 9, 10]. In these models, all standard model fields propagate in the higher dimensional bulk. Momentum conservation in the extra dimensions, which corresponds to Kaluza-Klein (KK) mode number conservation in the effective four dimensional theory, is broken by an orbifold compactification which projects out unwanted degrees of freedom at

the zero mode level. If the boundary terms introduced at the orbifold fixed points are identical, then a remnant of KK mode number conservation is left in the form of KK parity, and the lightest KK particle (LKP) is stable [9]. This is analogous to conserved R-parity in supersymmetric models which ensures the stability of the lightest supersymmetric particle. If the LKP is also neutral and non-baryonic, it is a potential dark matter candidate.

For simplicity, we will consider a five dimensional model with one UED compactified on an S^1/Z_2 orbifold of radius R . At tree-level, the n th KK mode mass is then given by

$$m^{(n)} = \sqrt{(n/R)^2 + m_{\text{EW}}^2}, \quad (1)$$

where m_{EW}^2 is the zero mode mass. However, the identification of the LKP is nontrivial because radiative corrections to the mass spectrum of the first KK level are typically larger than the corresponding electroweak mass shifts. A one-loop calculation [9] shows that the LKP is well approximated by the first KK mode of the hypercharge gauge boson $B^{(1)}$. The relic density of $B^{(1)}$'s was determined in [10]. Depending on the exact form of the mass spectrum and the resulting coannihilation channels, the limit from the Wilkinson Microwave Anisotropy Probe (WMAP) [11] of $\Omega_{\text{DM}} h^2 = 0.12 \pm 0.02$ corresponds to $0.6 \text{ TeV} \lesssim m_{B^{(1)}} \lesssim 1 \text{ TeV}$. Here Ω_{DM} is the ratio of dark matter density to critical density and h is the Hubble constant in units of $100 \text{ km}^{-1} \text{ s}^{-1} \text{ Mpc}^{-1}$. Collider measurements of electroweak observables give a current constraint of $R^{-1} \gtrsim 0.3 \text{ TeV}$ [8, 12], whereas LHC should probe compactification radii up to 1.5 TeV [13].

The prospects of KK dark matter detection have been studied in some detail [14, 15, 16, 17, 18, 19]. Secondary

γ -rays from cascading quark decays due to $B^{(1)}B^{(1)}$ annihilation in the galactic center produce relatively soft spectra [14, 18]. However, unlike the supersymmetric case, charged lepton production is not helicity suppressed, which, e.g., results in a striking peak signal in the positron spectrum [14, 19] for masses $\lesssim 0.5$ TeV. This has led us to also study the decays of τ leptons and the spectrum of *primary* continuum γ -rays from the production and subsequent radiative photon emission of high energy charged leptons.

PRIMARY AND SECONDARY γ -RAYS FROM $B^{(1)}B^{(1)}$ ANNIHILATIONS

We first consider primary γ -rays. At tree-level, with all other first level KK modes degenerate in mass, $B^{(1)}$'s annihilate into quark pairs (35%), charged lepton pairs (59%), neutrinos (4%), charged (1%) and neutral (0.5%) gauge bosons, and Higgs bosons (0.5%). These branching ratios agree with those obtained by Servant and Tait [10] (however, they do not take into account electroweak symmetry breaking). In this Letter we only consider photons radiated from charged leptons. We do not concern ourselves with the radiative processes which electrons and positrons encounter during their propagation through the Galaxy, as these give mostly low-energy photons. The exception may be inverse Compton scattering on infrared photons and starlight, but generally this is expected to be only a small correction [20].

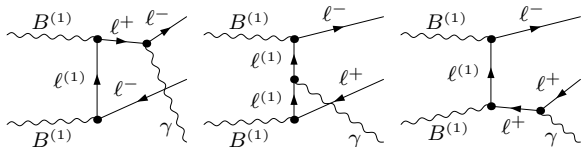


FIG. 1: Contributions to $B^{(1)}B^{(1)} \rightarrow \ell^+\ell^-\gamma$.

The tree-level Feynman diagrams which contribute to the process $B^{(1)}B^{(1)} \rightarrow \ell^+\ell^-\gamma$ are shown in Fig. 1. The computation of the cross section is straightforward and we find that the differential photon multiplicity is well approximated by

$$\begin{aligned} \frac{dN_\gamma^\ell}{dx} &\equiv \frac{d(\sigma_{\ell^+\ell^-\gamma}v)/dx}{\sigma_{\ell^+\ell^-}} \\ &\simeq \frac{\alpha}{\pi} \frac{(x^2 - 2x + 2)}{x} \ln \left[\frac{m_{B^{(1)}}^2}{m_\ell^2} (1-x) \right], \end{aligned} \quad (2)$$

where $x \equiv E_\gamma/m_{B^{(1)}}$. From the electromagnetic coupling and the phase space difference between two- and three-body final states, one would expect an answer of the order of α/π times a large logarithm, which is related to a collinear divergence. Our calculation shows that there is indeed such a leading logarithmic term, giving large

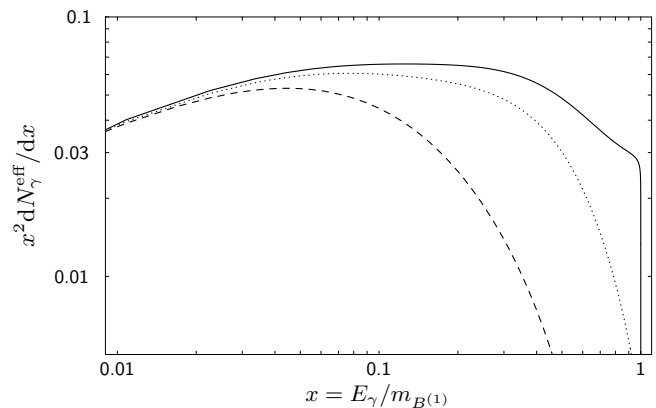


FIG. 2: The total number of photons per $B^{(1)}B^{(1)}$ annihilation (solid line), multiplied by $x^2 = (E_\gamma/m_{B^{(1)}})^2$. Also shown is what quark fragmentation alone would give (dashed line), and adding to that τ lepton production and decay (dotted line). Here we have assumed a $B^{(1)}$ mass of 0.8 TeV and a 5% mass splitting at the first KK level, but the result is quite insensitive to these parameters.

contributions for high photon energies E_γ . Restricting ourselves to these energies (at lower energy, quark fragmentation dominates anyway), the radiative correction, although large, is not more than some five percent of the lowest order cross section. Therefore, there is no need in this first treatment of the problem to sum leading logarithms, but this could eventually be done [21].

We would like to emphasize that our result (2) is almost entirely due to the very large mass of the $B^{(1)}$ and practically independent of the initial state spin. Expressed in the scaling variable x , it is furthermore quite insensitive to the $B^{(1)}$ mass and the mass splitting at the first KK level. This result therefore applies not only to KK dark matter, but to any weakly interacting massive particle (WIMP) candidate with non-suppressed couplings to charged leptons.

Let us now consider secondary γ -rays. As already mentioned, cascading decays of $q\bar{q}$ final states have been studied previously [14, 18]. Here, we also include the semi-hadronic decays of τ leptons, which are important in KK dark matter models since they have a fairly hard spectrum and a branching ratio of around 20%. We will use the recent results of Fornengo, Pieri, and Scopel [22], who have used the PYTHIA Monte Carlo code [23] to parametrize $dN_\gamma^{q,\tau}/dx$ for quarks and τ leptons with a center of mass energy of 1 TeV. We neglect the few percent going into W , Z , and Higgs final states.

The total number of photons per $B^{(1)}B^{(1)}$ annihilation is given by $dN_\gamma^{\text{eff}}/dx \equiv \sum_i \kappa_i dN_\gamma^i/dx$, where the sum is over all processes that contribute to primary or secondary γ -rays, and κ_i is the corresponding branching ratio. The result is shown in Fig. 2. Previous analyses of the photon flux correspond to the much softer and sharply falling spectrum from quark fragmentation alone. Also shown

is the more important contribution from τ decays, and of course the radiative direct process which is the main topic of this Letter.

γ -RAY FLUX FROM THE GALACTIC CENTER

The details of the Galactic halo profile are to a large extent unknown. High resolution N-body simulations favor cuspy halos, with radial density distributions ranging from r^{-1} [24] to $r^{-1.5}$ [25] in the inner regions. It has further been suggested that adiabatic accretion of dark matter onto the massive black hole in the center of the Milky Way may produce a dense spike of $r^{-2.4}$ [26]. This has, however, been contested [27, 28]. On the other hand, adiabatic contraction from the dense stellar cluster, which is measured to exist near the Galactic center (GC), is likely to compress the halo dark matter substantially [29, 30]. This means that there is support for a rather dense halo profile very near the center - something that may be tested with the new 30m-class telescopes [31]. Bearing these uncertainties in mind, we will use the moderately cuspy (r^{-1}) NFW profile [24].

Following [32], the differential γ -ray flux from WIMP annihilation in the GC can be written as

$$E_\gamma^2 \frac{d\Phi_\gamma(\Delta\Omega)}{dE_\gamma} \simeq 3.5 \cdot 10^{-8} x^2 \frac{dN_\gamma^{\text{eff}}}{dx} \left(\frac{\sigma_{\text{tot}} v}{3 \cdot 10^{-26} \text{ cm}^3 \text{ s}^{-1}} \right) \times \left(\frac{0.8 \text{ TeV}}{m_{B^{(1)}}} \right) \langle J(\psi) \rangle_{\Delta\Omega} \Delta\Omega \text{ m}^{-2} \text{ s}^{-1} \text{ TeV}, \quad (3)$$

where ψ is the angle between the GC and the direction of observation, and $\langle J(\psi) \rangle$ is a dimensionless line-of-sight integral averaged over $\Delta\Omega$, the angular acceptance of the detector. For a NFW profile, one expects $\langle J(\psi) \rangle_{\Delta\Omega} \Delta\Omega = 0.13 b$ for $\Delta\Omega = 10^{-5}$ [33], which is appropriate for the H.E.S.S. telescope. Here, we allow for an explicit boost factor b that parametrizes deviations from a pure NFW profile ($b = 1$) and may be as high as 1000 when taking into account the effects of adiabatic compression [30]. For KK dark matter, $\sigma_{\text{tot}} v \simeq 3 \cdot 10^{-26} (0.8 \text{ TeV}/m_{B^{(1)}})^2 \text{ cm}^3 \text{ s}^{-1}$.

In Fig. 3, we plot the total differential γ -ray flux for a $B^{(1)}$ mass of 0.8 TeV together with the recent H.E.S.S. observations with its surprising, relatively hard spectrum [3]. As can be seen, an excellent fit to the data can be obtained for energies up to $m_{B^{(1)}}$, requiring only a moderate value for the boost factor b of roughly 100. A more detailed analysis would of course take the energy resolution of the detector into account, giving a less rapid cutoff at the $B^{(1)}$ mass.

The H.E.S.S. collaboration points out that by taking experimental uncertainties into account, the photon spectrum may have a cutoff at a minimum of 4 TeV [3]. In order to explain the whole observed spectrum with KK dark matter, one would thus need a mass of

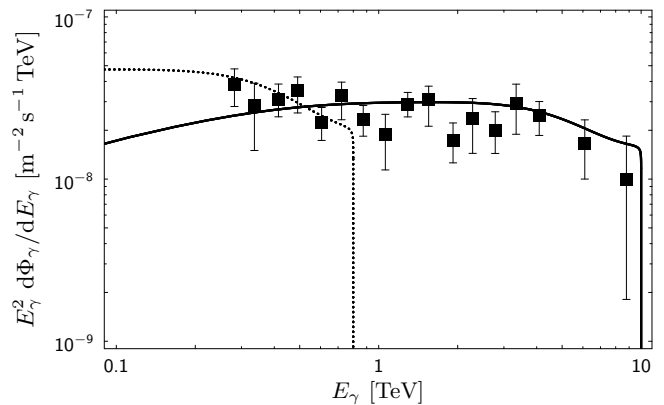


FIG. 3: The H.E.S.S. data [3] compared to the γ -ray flux from a region of 10^{-5} sr encompassing the GC, for a $B^{(1)}$ mass of 0.8 TeV, a 5% mass splitting at the first KK level, and a boost factor b around 100 (dashed line). The solid line corresponds to a hypothetical 10 TeV WIMP with similar couplings, a total annihilation rate given by the WMAP relic density bound, and a boost factor around 1000.

$m_{B^{(1)}} \gtrsim 4 \text{ TeV}$. Such a high mass, however, is outside the range selected by the relic density constraint and thus disfavored. It has to be kept in mind, though, that models with extra dimensions may have quite a different behavior near freeze-out than ordinary models, which could alter the conclusions about the preferred mass range. Abnormally large running of the $U(1)$ coupling could also allow for larger masses [34].

As remarked before, we expect a similar spectrum for any WIMP dark matter candidate with non-suppressed couplings to charged leptons. If, for such a model, the canonical WIMP relation

$$\Omega_{\text{WIMP}} h^2 \sim \left[\frac{(\sigma v)_{\text{WIMP}}}{3 \cdot 10^{-27} \text{ cm}^3 \text{ s}^{-1}} \right]^{-1}, \quad (4)$$

in addition favors particle masses of a few to 10 TeV, then one would automatically have the nice feature of being able to explain the H.E.S.S. data. As an illustration, we have included such a hypothetical particle of mass 10 TeV in Fig. 3 with a boost factor of roughly 1000. Models which only get a contribution from quark fragmentation, on the other hand, need a much larger boost factor to fit the observed range. For supersymmetry [5], for example, one is furthermore pushed to a neutralino mass larger than about 12 TeV, which starts to involve severe fine-tuning of parameters. It has to be remembered, though, that the radiative effects investigated in this Letter have not yet been systematically studied for supersymmetric models [21].

There are some tests which should be performed in the future to test the KK hypothesis of the TeV γ -ray signal. Of course, a signal from annihilating dark matter is not expected to show any detectable time dependence.

Since the mass of the dark matter particle is an absolute cutoff for the energy of any secondary particle, a step-like drop should definitely be searched for. If one gets instruments with better energy resolution, the line from $B^{(1)}B^{(1)} \rightarrow \gamma\gamma$ annihilation [32] may form the final proof of the particle dark matter hypothesis [21]. It will be interesting to follow the wealth of new results expected from H.E.S.S., as well as MAGIC [35], CANGAROO [1] and VERITAS [2]. The GLAST satellite [36] should give important data in the range where the various final states cooperate to give a signal. The fate of the produced electrons and positrons should also be investigated, something that will need educated guesses for the magnetic field and exact dark matter density distribution near the GC. In fact, a slightly boosted NFW profile seems to predict a radio signal which is quite close to that observed [18, 20]. We find that the direct annihilation into neutrinos will, in the KK model and with the same halo parameters explaining the γ -ray signal, give an event rate corresponding to a few events per km^2 per year [18], something that could eventually be detected in a neutrino telescope with good view of the GC.

CONCLUSIONS

In this Letter we have presented the somewhat surprising result that γ -rays radiated from charged leptons in $B^{(1)}B^{(1)}$ annihilations (e.g., near the GC, but also in other overdense regions of the halo, and maybe in the diffuse extragalactic γ -ray spectrum [37]) could be the most promising way to detect the effects of Kaluza-Klein dark matter and to possibly differentiate it from other dark matter candidates. We have seen that the signature is a surprisingly hard spectrum, at high energies several orders of magnitude larger than the previously studied case of quark fragmentation alone, which extends all the way to the mass of the dark matter particle and then drops rapidly. In fact, by stretching the parameters of the model, we may even explain the recently reported data from the H.E.S.S. experiment. Even if the present γ -ray signal detected by H.E.S.S. will turn out to have another cause, the sharp drop at $E_\gamma = m_{B^{(1)}}$ is a nice signature for that and other experiments to look for.

L.B. is grateful to the Swedish Science Research Council (VR) for support. We acknowledge useful discussions with J. Edsjö and L. Pieri.

* Electronic address: lbe@physto.se

† Electronic address: troms@physto.se

‡ Electronic address: mate@physto.se

§ Electronic address: michael@physto.se

[1] K. Tsuchiya *et al.*, *Astrophys. J.* **606**, L115 (2004), astro-ph/0403592.

- [2] K. Kosack *et al.* [The VERITAS Collaboration], astro-ph/0403422.
- [3] F. Aharonian *et al.* [The H.E.S.S. Collaboration], *Astron. Astrophys.* **425**, L13 (2004), astro-ph/0408145.
- [4] D. Hooper, I. de la Calle Perez, J. Silk, F. Ferrer and S. Sarkar, *JCAP* **0409**, 002 (2004), astro-ph/0404205.
- [5] D. Horns, astro-ph/0408192.
- [6] F. Aharonian and A. Neronov, astro-ph/0408303.
- [7] G. Jungman, M. Kamionkowski and K. Griest, *Phys. Rept.* **267**, 195 (1996), hep-ph/9506380; L. Bergstrom, *Rept. Prog. Phys.* **63**, 793 (2000), hep-ph/0002126; G. Bertone, D. Hooper and J. Silk, hep-ph/0404175.
- [8] T. Appelquist, H. C. Cheng, and B. A. Dobrescu, *Phys. Rev. D* **64**, 035002 (2001), hep-ph/0012100.
- [9] H. C. Cheng, K. T. Matchev and M. Schmaltz, *Phys. Rev. D* **66**, 036005 (2002), hep-ph/0204342.
- [10] G. Servant and T. M. P. Tait, *Nucl. Phys. B* **650**, 391 (2003), hep-ph/0206071.
- [11] D. N. Spergel *et al.* [WMAP Collaboration], *Astrophys. J. Suppl.* **148**, 175 (2003) astro-ph/0302209.
- [12] K. Agashe, N. G. Deshpande and G. H. Wu, *Phys. Lett. B* **514**, 309 (2001), hep-ph/0105084.
- [13] H. C. Cheng, K. T. Matchev and M. Schmaltz, *Phys. Rev. D* **66**, 056006 (2002), hep-ph/0205314.
- [14] H. C. Cheng, J. L. Feng, and K. T. Matchev, *Phys. Rev. Lett.* **89**, 211301 (2002), hep-ph/0207125.
- [15] G. Servant and T. M. P. Tait, *New J. Phys.* **4**, 99 (2002), hep-ph/0209262.
- [16] D. Hooper and G. D. Kribs, *Phys. Rev. D* **67**, 055003 (2003), hep-ph/0208261.
- [17] D. Majumdar, *Phys. Rev. D* **67**, 095010 (2003), hep-ph/0209277.
- [18] G. Bertone, G. Servant, and G. Sigl, *Phys. Rev. D* **68**, 044008 (2003), hep-ph/0211342.
- [19] D. Hooper and G. D. Kribs, hep-ph/0406026.
- [20] R. Aloisio, P. Blasi and A. V. Olinto, *JCAP* **0405**, 007 (2004), astro-ph/0402588.
- [21] L. Bergström, T. Bringmann, M. Eriksson and M. Gustafsson, work in progress.
- [22] N. Fornengo, L. Pieri, and S. Scopel, hep-ph/0407342.
- [23] T. Sjöstrand, *Comput. Phys. Commun.* **82**, 74 (1994).
- [24] J. F. Navarro, C. S. Frenk and S. D. M. White, *Astrophys. J.* **462**, 563 (1996), astro-ph/9508025.
- [25] B. Moore, T. Quinn, F. Governato, J. Stadel and G. Lake, *Mon. Not. Roy. Astron. Soc.* **310**, 1147 (1999), astro-ph/9903164.
- [26] P. Gondolo and J. Silk, *Phys. Rev. Lett.* **83**, 1719 (1999), astro-ph/9906391.
- [27] P. Ullio, H. Zhao and M. Kamionkowski, *Phys. Rev. D* **64**, 043504 (2001), astro-ph/0101481.
- [28] M. Milosavljevic and D. Merritt, *Astrophys. J.* **563**, 34 (2001), eprintastro-ph/0103350.
- [29] O. Y. Gnedin and J. R. Primack, astro-ph/0308385.
- [30] F. Prada, A. Klypin, J. Flix, M. Martinez and E. Simonneau, astro-ph/0401512.
- [31] N. N. Weinberg, M. Milosavljevic and A. M. Ghez, astro-ph/0404407.
- [32] L. Bergström, P. Ullio and J. H. Buckley, *Astropart. Phys.* **9**, 137 (1998), astro-ph/9712318.
- [33] A. Cesarini, F. Fucito, A. Lionetto, A. Morselli and P. Ullio, *Astropart. Phys.* **21**, 267 (2004), eprintastro-ph/0305075.
- [34] K. R. Dienes, E. Dudas and T. Gherghetta, *Phys. Lett. B* **436**, 55 (1998), hep-ph/9803466.

[35] <http://hegra1.mppmu.mpg.de/MAGICWeb/>

[36] <http://www-glast.sonoma.edu/>

[37] L. Bergström, J. Edsjö and P. Ullio, Phys. Rev. Lett. **87**

(2001) 251301, astro-ph/0105048.