

# X-ray neutron star magnetic field and magnetosphere evolution in low mass X-ray binary

Chengmin Zhang

National Astronomical Observatories, Chinese Academy of Sciences, Beijing 100012, China

Received date ; accepted date

**Abstract.** The accretion induced neutron star magnetic field evolution is studied through considering the accretion flow to drag the field lines aside and dilute the polar field strength, and as a result the equatorial field strength increases and is buried inside the crust. The main conclusions of model are as follows: (i) the polar field decays with increasing the accreted mass; (ii) The bottom magnetic field strength of about  $10^8$  G can occur when neutron star magnetosphere radius approaches the star radius, which depends on the accretion rate as  $\dot{M}^{1/2}$ ; (iii) The neutron star magnetosphere radius decreases with accretion until it reaches the star radius, and its evolution is little influenced by the initial field and the accretion rate after accreting  $\sim 0.01M_{\odot}$ , which implies that the magnetosphere radii of neutron stars in LMXBs would be homogeneous for Z sources and Atoll sources if they accreted the comparable masses. As an extension, the physics effects of the possible strong magnetic zone in the X-ray neutron stars and recycled pulsars are discussed. Moreover, The the strong magnetic fields in the binary pulsars PSR 1831-00 and PSR 1718-19 after accreting about half solar mass in the binary accretion phase,  $8.7 \times 10^{10}$  G and  $1.28 \times 10^{12}$  G, respectively, can be explained through considering the incomplete frozen flow in the polar zone. As a model's expectation, the existence of the low magnetic field ( $\sim 3 \times 10^7$  G) neutron stars or millisecond pulsars is suggested.

**Key words.** X-rays: accretion disks — stars: neutron — X-rays: stars

## 1. Introduction

Recently, the newly discovered double pulsars J0737-3039A and J0737-3039B in the binary system (Burgay et al 2004; Lyne et al 2004; van den Heuvel 2004; Lorimer 2004) have shown that the millisecond pulsar (MSP) possesses the low field and low spin period ( $B = 7 \times 10^9$  G,  $P=22.7$  milliseconds) and the normal pulsar possesses high field and long spin period ( $B = 6 \times 10^{12}$  G,  $P=2.77$  seconds), which convinces our previous point of view that MSP is recycled in the binary system where the accreted matter weakened its magnetic field and accelerated its spin (see, e.g., van den Heuvel 2004). Moreover, with the launch of RXTE satellite, one accretion-powered X-ray pulsar SAX J 1808.4-3658 ( $P=2.49$  milliseconds), as well as several additional examples (see, e.g., Chakrabarty 2004; van der Klis 2000; Wijnands & van der Klis 1998), and 11 type-I X-ray burst sources have been discovered (see, e.g., Munro 2004; Chakrabarty 2004), which exhibits the strong evidence that neutron star (NS) in low mass X-ray binary (LMXB) is the progenitor of MSP with spin frequency  $\sim 400$  Hz and magnetic field strength  $\sim 10^{8-9}$  G because of the accretion (see, e.g., Wijnands & van der Klis 1998; Chakrabarty 2004).

The origin, structure and evolution of NS magnetic field is still an open problem (see, e.g., Melatos & Phinney; Cumming 2004; Bhattacharya & van den Heuvel 1991; Blandford et al 1983; Blondin & Freese 1986). In the early stage of discovery of NS, it is believed that NS magnetic field decays due to Ohmic dissipation in the crust. But later calculations of Ohmic dissipation suggest that isolated NS magnetic field may not decay significantly (Sang & Channugam 1987), if the field occupies the entire crust, and remains large for more than Hubble time. Although many instructive mechanisms on the isolated NS magnetic decay have been proposed, such as, the crustal plate tectonics model by Ruderman (1991), the Hall drift effect (see, e.g., Rheinhardt et al 2004; Jones 2004), etc., there has not yet been a commonly accepted idea on such issue.

The accretion induced NS magnetic field decay has not been paid much attention until 1980's when Taam and van den Heuvel (1986) presented the NS magnetic field evolution associated with the accretion in the binary system, based on which Shibasaki et al (1989) concluded the simple empirical formula of the field deduction versus the accreted mass. Furthermore, van den Heuvel and Bitzaraki (1995), from the statistical analysis of 24 binary radio pulsars with nearly circular orbits and low mass companions,

bital period, as well as the magnetic field and orbital period. These relations strongly suggest that the increased amount of accreted mass leads to decay of the polar magnetic field, and the 'bottom' field strength  $\sim 10^8$  G is also implied, which means that NS field evolution will stop at some bottom value,  $\sim 10^8$  G.

In order to understand the accretion induced field decay, some suggestions and models have been proposed. Based on the accretion buried or screened NS magnetic field guess by Bisnovati-Kogan and Komberg (1974), Zhang et al (1994) proposed the ferromagnetic crust screen model to account for the simple inverse correlation between the field decay and the accreted mass by Shibazaki et al (1989). Moreover, the accretion induced flow and thermal effects to account for the speed-up Ohmic dissipation of NS crust currents are also proposed (see, e.g., Romani 1990; Urpin & Geppert 1995). Later on, the diamagnetic screening of NS magnetic field by freshly accreted material is suggested, which would be effective above a critical accretion rate  $\dot{M}$  of a few percent of the Eddington rate (see, e.g., Cumming et al 2001). Recently, it is calculated that the polar cap widening or the equatorward hydromagnetic spreading by the accreted material flowing accounts for the NS magnetic field decay (see, e.g., Konar & Choudhury 2004; Payne & Melatos 2004; Melatos & Phinney 2001).

In this paper, we follow the idea, firstly mentioned by van den Heuvel and Bitzaraki (1995), that the accretion matter is channelled by the strong magnetic field initially into the two polar patches, corresponding to NS magnetosphere radius of several hundreds of the star radius, pushes the field lines aside and thus dilutes the polar field strength due to the flow of accreted materials from the polar to the equator. The bottom field should be reached when the accretion becomes all over star, which corresponds to the NS magnetosphere radius matching the star radius with the magnetic field  $\sim 10^8$  G.

The paper is organized as follows: in the next section the model is described and the magnetic field evolution equation is derived. Section 3 outlines the applications of the model, including how the NS magnetic field and magnetosphere evolve with the accreted mass, the initial magnetic field and accretion rate, etc. The discussions and conclusions are drawn in Section 4, where we summarize the conclusions of model and the observational consequences.

## 2. Description and calculation of the model

For the spherical magnetic slab geometry structure of accreted NS illustrated in Fig.1, we assume that the magnetic field lines are anchored, completely frozen or incompletely frozen, in the entire NS crust with constant average mass density. The introduction of the spherical topological magnetic polar cap geometry is on account of its important application in describing the kHz QPO mechanism (Zhang 2004a, Zhang 2004b), where the spherical magnetic polar cap geometry in Eq.(4) is used and the ap-

is inadequate when the magnetosphere is close to star surface. Initially, the magnetic field is sufficient strong, and the accreted matter will be channelled into the polar patches by the field lines. The cumulated accreted matter will be compressed into the crust region through the polar patch or through the surface flow on account of the plasma instability (see, e.g., Litwin et al 2001). We suppose the compressed accreted matter to arise the expansion of the magnetic polar zone into two directions, downward and equatorward. Under the condition of incompressible fluid approximation and the constant crustal volume assumption, as well as the averaged homogenous NS mass density of about  $\sim 10^{14} \text{g/cm}^3$ , where the Ohmic dissipation time scale of field is longer than the flow time scale for sub-Eddington accretion rates (Brown & Bildsten 1998), the magnetic line frozen motion is assumed and the incomplete frozen motion may appear if the other unknown instabilities are taken into effects (see, e.g., Melrose 1986). Therefore, the piled accreted materials in a particular duration  $\delta t$  will arise the expansion of the volume of the magnetic polar zone of the crust, by virtue of the mass flux conservation,

$$(\delta M - \rho A_p \delta H) \xi = \rho H \delta A_p, \quad (1)$$

where  $A_p$  is the surface area of the magnetic polar zone defined by Eq.(3),  $\rho$  is the average density of the crust,  $\delta M = \dot{M} \delta t$ ,  $\dot{M}$  is the accretion rate. The introduced parameter  $\xi$  ( $0 \leq \xi \leq 1$ ) is an efficiency parameter to express the incomplete magnetic line frozen flow by the plasma instability. In two extremely cases,  $\xi = 1$  represents completely frozen and the field lines totally drift with the moving mass elements, and  $\xi = 0$  represents the completely leaking of plasma and the field lines do not drift with the moving mass elements. The physical meaning of Eq.(1) is clear,  $\xi = 1$  for instance, that the r.h.s of Eq.(1) is the mass flux toward the equatorial direction and the l.h.s of Eq.(1) is the mass accreted ( $\delta M$ ) minus the mass sinked into the NS core.  $H$  is the thickness of the crust and  $\delta H/H$  is the fraction of the thickness dissolving into the core, defined by

$$\frac{\delta H}{H} = \frac{\dot{M} \delta t}{M_{cr}}, \quad (2)$$

where  $M_{cr} = 4\pi R^2 \rho H$  is the crust mass. For the standard neutron star structure model, the NS crust mass is only a small portion of the entire NS mass, which is also dependent of the EOS of matter inside NS (see, e.g., Lattimer & Prakash 2004; Baym & Pethick 1975), so  $M_{cr}/M \simeq 3H/R$  is implied. The expansion of the polar zone will dilute the magnetic flux density if the magnetic flux conservation is preserved, that is,

$$\Phi(B) = \int_0^B \frac{d\Phi}{dB} dB \quad (3)$$

and the area  $A_p$  of the accretion polar patch can be accurately expressed as follows (see, e.g., Zhang 2004a; Shapiro & Teukolsky 1983),

$$A_p = 2\pi R^2(1 - \cos\theta), \quad \sin^2\theta = \frac{R}{R_M}, \quad (4)$$

where  $\theta$  is the angle between the last closed field line of the NS magnetosphere and the polar axis,  $R_M$  is the NS magnetosphere radius, which is related to the Alfvén radius  $R_A$  by

$$R_M = \phi R_A, \quad (5)$$

$$R_A = 3.2 \times 10^8 (\text{cm}) \dot{M}_{17}^{-2/7} \mu_{30}^{4/7} m^{-1/7}, \quad (6)$$

where  $\phi$  is a parameter of about 0.5 (see, e.g., Ghosh & Lamb 1979; Shapiro & Teukolsky 1983), but is model dependent (see, e.g., Li & Wang 1999).  $m = M/M_\odot$  is the NS mass  $M$  in units of solar mass, and  $\dot{M}_{17}$  and  $\mu_{30}$  are the accretion rate in units of  $10^{17} \text{g/s}$  and the magnetic moment in units of  $10^{30} \text{Gcm}^3$ , respectively. Substituting Eqs.(2) and (3) into (1), we obtain the magnetic field evolutionary equation as follows,

$$\frac{A_p \delta B}{(2\pi R^2 - A_p)B} = \frac{-\xi \dot{M} \delta t}{M_{cr}}, \quad (7)$$

or,

$$\frac{(\sqrt{R_M} - \sqrt{R_M - R})\delta B}{\sqrt{R_M - R}B} = \frac{-\xi \dot{M} \delta t}{M_{cr}}. \quad (8)$$

Solving Eq.(7) or Eq.(8) with the initial condition  $B(t=0)=B_o$ , the analytic magnetic field evolution solution is obtained,

$$B = \frac{B_f}{\{1 - [C/\exp(y) - 1]^2\}^{7/4}}, \quad (9)$$

with  $y = \frac{2\xi \Delta M}{7M_{cr}}$ ,  $\Delta M = \dot{M}t$ ,  $C = 1 + \sqrt{1 - x_o^2} \sim 2$  and  $x_o = (\frac{B_f}{B_o})^{4/7} = R/R_{M0}$ , where  $R_{M0}$  is the initial magnetosphere radius, and  $B_f$  is the magnetic field defined by the NS magnetosphere radius matching the star radius, i.e.,  $R_M(B_f) = R$ , therefore,

$$B_f = 1.32 \times 10^8 (G) \left(\frac{\dot{M}}{\dot{M}_{Ed}}\right)^{1/2} m^{1/4} R_6^{-5/4} \phi^{-7/4}, \quad (10)$$

where  $\dot{M}_{Ed}$  is the Eddington accretion rate and  $R_6$  is the NS radius in units of  $10^6 \text{cm}$ . For the reason of simplicity, the usual NS parameter values are set in the later calculations and discussions, such as,  $m=1.4$ ,  $R_6 = 1.5$ ,  $\phi = 0.5$

### 3. The applications of the model

#### 3.1. Inverse correlation between the magnetic field and the accretion mass

In the complete magnetic frozen case  $\xi = 1$  (for the incomplete frozen case, we just take the replacement  $M_{cr}/\xi \rightarrow M_{cr}$ ), the magnetic field evolution with the accretion in Eq.(9) can be approximately simplified in the following form by the Taylor serial expansion with the condition  $y \ll 1$  or  $\Delta M \ll 3.5M_{cr}$ ,

$$B = \frac{B_o}{(1 + \frac{4\Delta M}{7m_B})^{7/4}}, \quad (11)$$

where  $m_B = 0.5x_o^2 M_{cr}$ . For the usual values of the bottom field  $B_f \sim 10^8 \text{G}$  and initial field  $B_o \sim 10^{12} \text{G}$ , we obtain  $m_B \sim 10^{-3} M_\odot$ . For the high mass X-ray binary (HMXB) or the low mass X-ray binary (LMXB) in the early stage, a little mass is accreted,  $\Delta M \sim 10^{-5} M_\odot \ll m_B$ , then Eq.(11) gives,

$$B = \frac{B_o}{1 + \frac{\Delta M}{m_B}}, \quad (12)$$

which is just the same form as the empirical formula of the accretion induced field decay proposed by Shibazaki et al. (1989) when fitting the observational data given by Taam and van den Heuvel (1986). Shibazaki et al (1989) find that the best fitted mass constant is  $m_B = 10^{-5} \sim 10^{-3} M_\odot$  when comparing the theoretical curve of the magnetic field versus the spin period to the observational data. If  $m_B \ll \Delta M \ll 3.5M_{cr}$ , then we have the following approximation from Eq.(9),

$$B \simeq 0.8 B_f \left(\frac{\Delta M}{M_{cr}}\right)^{-1.75}. \quad (13)$$

Therefore, Eq.(13) implies that the influence of the initial magnetic field on the magnetic evolution disappears at this stage, and the NS magnetic field is scaled by the bottom field  $B_f$ . Furthermore, with increasing of the accreted mass  $\Delta M \rightarrow M_{cr}$ , the NS magnetic evolution will enter into the "bottom state", and  $B \rightarrow B_f$  is obtained. As a detail illustration, the evolution of NS magnetic field versus the accreted mass with various parameter conditions is plotted in Fig.2, where we find that the influence by the initial field on the field evolution exists when  $\Delta M \ll 0.01 M_\odot$  and disappears when  $\Delta M > 0.01 M_\odot$ . Finally, the magnetic field evolution will enter into the "bottom state" when  $\Delta M \rightarrow M_{cr} \sim 0.2 M_\odot$ .

#### 3.2. The bottom magnetic field and its correlation to the X-ray luminosity

The conception of bottom field, the possibly arrived minimum field of accreted NS, is first evidently proposed by van den Heuvel and Bitzaraki (1995) from the analysis of the magnetic fields of the millisecond pulsars in the binary systems versus the estimated accreted masses, which

the polar field lines if the accretion in the channel way and there is no net flow drag effect on the field lines if the spherical accretion in the random way all over star begins. From the point of view of the accretion geometry, the bottom field is reached when the accretion becomes isotropic all over star or the channelled accretion disappears completely.

Mathematically, as a minimum field, the bottom magnetic field can also be determined by the condition of vanishing the field variation respect to the accreted mass in Eq.(9), i.e.,

$$\frac{\delta B}{\delta(\Delta M)} = 0, \quad (14)$$

which gives the magnetic field minimum value to be the bottom field  $B_f$  when the following condition is satisfied,

$$C/\exp(y) - 1 = 0, \quad (15)$$

which can give a critical accreted mass, namely,  $\Delta M = 3.5 \text{Log}(C) M_{\text{cr}} \simeq 0.5(M_{\odot})(M_{\text{cr}}/0.2)$ , after which the bottom field will be preserved whether or not how much extra mass accreted. From the statistics of 24 binary pulsars by van den Heuvel and Bitzaraki (1995), this critical mass is approximately a fraction of  $\sim 0.7 M_{\odot}$ .

In Fig.2, the influence of the accretion rate (luminosity) on the magnetic field is clear that the Eddington luminosity  $L_{38}$  ( $L_{36} = 0.01 L_{38}$ ) corresponds to the bottom field  $3 \times 10^8$  G ( $3 \times 10^7$  G). The influence of accretion rate (X-ray luminosity) on the magnetic field was first implied from the X-ray spectra of LMXBs by Hasinger and van der Klis (1989), and they found that the Z (Atoll) sources with the Eddington luminosity ( $\sim 1\%$  Eddington luminosity) possess the strong (weak) magnetic fields. Nevertheless, the discovered homogeneous kHz QPO distributions of Z sources and Atoll sources by RXTE hint that the magnetosphere radii of both sources are similar (see, e.g., van der Klis 2000), which causes the fact that the magnetic fields of Z sources would be stronger than those of Atoll sources (see, e.g., Zhang 2004a; Zhang 2004b; Zhang 2002). Moreover, the theoretical analysis also implies the proportional correlation between the magnetic field and the X-ray luminosity (see, e.g., Psaltis & Lamb 1998; Compagna 2000). However, the magnetic field and luminosity relation of LMXBs  $B \propto L_x^{1/2}$  was first proposed by White and Zhang (1997) when analyzing the kHz QPO data of the ten LMXB samples under the assumption that the fast spinning neutron stars are close to the spin equilibrium state. In reality, for the specific magnetosphere radius  $R_M$  of LMXB, if scaled as  $R_M \propto (B^2/\dot{M})^{2/7} \sim R$ , the bottom field should be proportionally related to the accretion rate as  $B_f \propto \dot{M}^{1/2} \propto L_x^{1/2}$ .

### 3.3. The effects of parameter $\xi$

If  $\xi \ll 1$ , the flow dragging effects on the field lines will be low efficiency and the field decay will be slow. In other

mass contributed to the field decay from Eq.(9). The  $\xi$  parameter influence can be applicable to the binary pulsars PSR 1831-00 and PSR 1718-19, believed to possess strong magnetic field  $8.7 \times 10^{10}$  G and  $1.28 \times 10^{12}$ , respectively, after accreted about half solar mass in the binary accretion phase (van den Heuvel & Bitzaraki 1995). Thus we may imagine that the progenitors of both pulsars experience the incomplete frozen plasma flow in their magnetic polar caps, on account of the unknown instabilities, the mechanism of which is still unclear. For these two systems, as drawn in Fig.2, if we set  $\xi \sim 0.03$  and  $\xi \sim 0.002$ , their polar magnetic field can decay to the present values from the assumed initial value  $\sim 5 \times 10^{12}$  G after accreting half solar mass. While, the introduction of  $\xi$  parameter helps us to interpret the sustained strong magnetic field NS after accreting  $\sim 0.5 M_{\odot}$  in systems PSR 1831-00 and PSR 1718-19 (van den Heuvel & Bitzaraki 1995), and we find a parameter other than the accreted mass to influence on the magnetic field decay, which was expected by Wijers (1997). Moreover, as another example, it was also pointed out by Verbunt et al (1990) that NS in 4U 1626-67 has accreted  $\sim 0.1 M_{\odot}$  without losing its magnetic field  $\sim 10^{12}$  G.

### 3.4. The NS magnetosphere evolution

The NS magnetosphere radius can be defined by the magnetic field through the condition  $R_M/R = (B/B_f)^{4/7}$ ,

$$\frac{R_M}{R} = \frac{1}{1 - [C/\exp(y) - 1]^2} = \frac{\exp(2y)}{2C[\exp(y) - C/2]}. \quad (16)$$

If  $y \ll 1$  or  $\Delta M \ll 3.5 M_{\text{cr}}$ , then we have the approximated correlation between the magnetosphere radius and the accreted mass,

$$R_M = \frac{R_{M0}}{1 + \frac{4\Delta M}{7m_B}}. \quad (17)$$

Furthermore, if  $m_B \ll \Delta M \ll 3.5 M_{\text{cr}}$ , then we obtain

$$R_M/R = 0.88 \left( \frac{\Delta M}{M_{\text{cr}}} \right)^{-1}, \quad (18)$$

which implies that the magnetosphere radius evolution at this stage has nothing to do with any initial conditions and even the X-ray luminosity and only depends on the accreted mass. If the accreted masses are similar for the NSs in LMXBs, their magnetosphere radii would be homogeneous for both high luminosity Z sources and low luminosity Atoll sources. At the last stage of LMXB, if  $\Delta M \sim M_{\text{cr}}$ , then we have  $R_M \sim R$ . The above analytical conclusions are illustrated in Fig.3, where the magnetosphere evolution versus the accretion mass is plotted, and the accretion rate influence and the initial field influence are taken into account. We find that the magnetosphere radius is proportionally related to field strength and inversely related to the accretion rate at the initial evolution stage, however it has little correlation to the accretion rate

mass exceeds over about  $0.01M_{\odot}$ . In other words, in the late evolution stage, LMXB for instance, the NS magnetosphere radius is scaled by the NS radius, and only depends on the accreted mass. Even the magnetar with  $B_o = 10^{15}$  G will not avoid the above evolution route, shown in Fig.3 as well.

### 3.5. The strong magnetic field estimation in the equator zone

With the accretion going, the magnetic field lines are dragged by the accretion flow from the polar cap toward the equator zone, at where they are buried inside the crust on account of the global compression of the accreted matter or the reconnection of the field lines at the equator zone. At the last evolution stage of LMXB, the global magnetic flux conservation will help us to estimate the buried equator magnetic field by assuming the initial magnetic flux to equal the final magnetic flux,

$$2\pi R^2 B_o \simeq 2\pi R^2 B_f + 2\pi R H B_{eq}. \quad (19)$$

For the usual condition,  $B_f \ll B_o$ , the magnetic field in the equator zone buried inside the crust can be estimated to be  $B_{eq} \simeq (R/H)B_o$ , which means that the buried equator magnetic field is much stronger than the initial value.

The observational evidence to support the existence of the strong field may occur in the Type-I X-ray burst sources, which are due to unstable thermonuclear burning of accreted hydrogen and helium on the NS surface to arise the modulation of X-rays at the star rotation, and it is believed that the burst is firstly ignited in the hot spot and then spreads all over star (see, e.g., Strohmayer & Bildsten 2003; Cumming 2004). Therefore, we may ascribe the hot spot to the evidence of existing the strong magnetic area. Moreover, the accretion-powered X-ray pulsar SAX J1808.4-3658 (Wijnands & van der Klis 1998; Wijnands et al 2003) hints the magnetically channelled accretion, which may also not exclude the existence of strong magnetic field or the effects of multiple magnetic moment (see, e.g., Psaltis & Chakrabarty 1999). Recently, Cutler (2002) points out that an internal strong magnetic field, while keeping the external dipole magnetic field low, may arise NS mass quadruple to produce that the gravitational radiation braking dominates electromagnetic braking. As a result, NSs in various X-ray binaries and recycled millisecond pulsars could then be detectable by advanced gravitational wave interferometers. At last, we stress that the magnetic field is not totally decayed but redistributed on account of the accretion flow, and the polar field decreases and the equator field increases but buried inside the crust. The postaccretion diffusion of the suppressed field back to the NS surface may happen in the recycled pulsars (see, e.g., Young & Chanmugam 1995). Recent observations, both in the X-ray (Becker et al. 2003), and in the radio range (Gil et al. 2002), support the idea of the existence of strong small-scale magnetic field structures at

## 4. Discussions and conclusions

In summary, the main conclusions are listed in the following: (1) The NS polar magnetic field decays in the binary accretion phase, and its evolution experiences the following processes. Roughly speaking,  $B \propto \Delta M^{-1}$  is the initial field dependent if  $\Delta M \sim 10^{-4}M_{\odot}$ , and then  $B \propto \Delta M^{-1.75}B_f$  is independent of the initial field after  $\Delta M \sim 10^{-2}M_{\odot}$ , until the final stage the field B remaining stable at the bottom value of about  $B \sim 10^8$  G if  $\Delta M \sim 0.2M_{\odot}$ . (2) The bottom field is the accretion rate (or luminosity) dependent as  $B \propto \dot{M}^{1/2}$ , which concludes that some Z (Atoll) sources with the Eddington luminosity (1% Eddington luminosity) may possess the magnetic fields of about  $\sim 3 \times 10^8$  ( $\sim 3 \times 10^7$ ) G. Therefore, the existence of the low magnetic field ( $\sim 3 \times 10^7$  G) neutron stars or millisecond pulsars is suggested, which needs the confirmation from the radio observations. (3) The appearance of the bottom field is nothing to do with the initial field strength, so even the magnetar cannot avoid the evolution process shown in the model. However, the huge high energy outburst would occur with its strong field redistribution from the polar to the equator. (4) On the NS magnetosphere evolution,  $R_M \propto \Delta M^{-1}$  is the initial field dependent if  $\Delta M \sim 10^{-4}M_{\odot}$ , and then  $R_M \propto \Delta M^{-1}$  is independent of the initial field and the luminosity after  $\Delta M \sim 10^{-2}M_{\odot}$ , until the final stage when the magnetosphere radius reaches the star radius. (5) The equator magnetic field increases with the accretion and is stronger than the initial field strength. As known, the occurrence of thermonuclear X-ray bursts in LMXBs requires the NSs to have  $B < 10^{10}$  G (see Joss & Li 1980), so we may expect the NS/LMXB to accrete  $\Delta M > 0.01M_{\odot}$  and to enter the homogeneous state, while the field B *forgets* the initial field  $B_o$  and only *remembers* the bottom field  $B_f$ . Also, the magnetic field strength distribution of the isolated NSs is from  $10^{11}$  G to  $10^{14}$  G (Vranesevic et al 2004; the highest magnetic field can be extended to  $10^{15}$  G if the magnetars are included, see Thompson & Duncan 1995), but most MSPs locate in a narrow domain of B field distribution,  $10^8$  G to  $10^9$  G, which seems to support the fact that the NS final magnetic field is not scaled by the initial field  $B_o$  but scaled by the bottom field  $B_f$ .

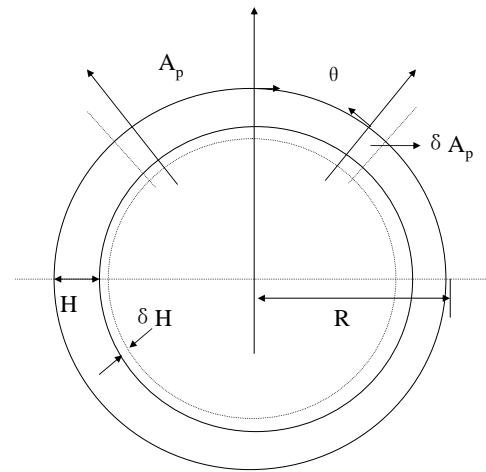
Finally, although the model above gives the observational consistent results, it is a very simple and crude theoretical framework to account for the accretion induced polar field decay. We think that the basic physics idea is clear and proposed by van den Heuvel and Bitzaraki (1995) that the transformation from the systematic channelled accretion to the spherical accretion yields the power to decrease the NS polar field strength. However, many physical details have been neglected in the model, such as, the detail of accretion flow and its reaction with the field lines, the plasma instability in the NS melted surface, the details of how the magnetic field is buried in the equatorial zone, the Ohmic dissipation, etc., therefore the considerations of these details will construct our future

## Acknowledgements

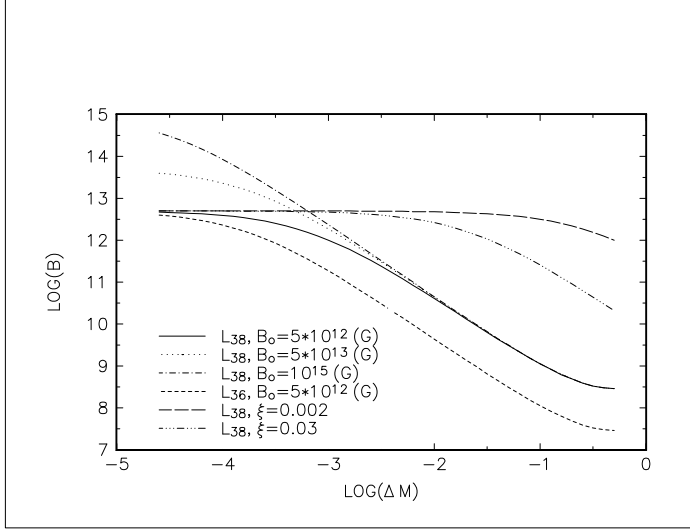
### References

- Baym, G., & Pethick, C. 1975, *Ann. Rev. Nucl. Phys.* 25, 27
- Becker, W., Swartz, D. A., & Pavlov, G. G., et al. 2003, *ApJ*, 594, 798
- Bhattacharya, D., & van den Heuvel, E.P.J. 1991, *Phys. Rep.*, 203, 1
- Bisnovati-Kogan, G., & Komberg, B. 1974, *Soviet Astronomy*, 18, 217
- Blandford, R.D., Applegate, J.H., & Hernquist, L. 1983, *MNRAS*, 204, 1025
- Blondin, J.M., & Freese, K. 1986, *Nature*, 323, 786
- Brown, E.F., & Bildsten, L. 1998, *ApJ*, 496, 915
- Burgay, M., D'Amico, N., Possenti, A., Manchester, R.N., Lyne, A.G., Joshi, B.C., McLaughlin, M.A., Kramer, M., Sarkissian, J.M., Camilo, F., Kalogera, V., Kim, C., & Lorimer, D. 2003, *Nature*, 426, 531
- Campana, S. 2000, *ApJ*, 534, L79
- Cheng, K.S., & Zhang, C.M. 1998, *A&A*, 337, 441
- Chakrabarty, D. 2004, "Millisecond Pulsars in X-Ray Binaries", to appear in *Binary Radio Pulsars*, ASP Conf. Ser., eds. F.A. Rasio & I.H. Stairs (astro-ph/0408004)
- Cumming, A. 2004, "Magnetic field evolution during neutron star recycling", to appear in *Binary Radio Pulsars*, ASP Conf. Ser., eds. F.A. Rasio & I.H. Stairs (astro-ph/0404518)
- Cumming A., Zweibel E. G., & Bildsten L. 2001, *ApJ*, 557, 958
- Cutler, C. 2002, *Phys. Rev. D* 66, 084025 (gr-qc/0206051)
- Geppert, U., Rheinhardt, M., & Gil, J. 2004, *ApJ*, in press (astro-ph/0311121)
- Geppert, U., & Urpin, V. 1994, *MNRAS*, 271, 490
- Ghosh, P., & Lamb, F.K. 1979, *ApJ*, 232, 259; 234, 296
- Gil, J. A., Melikidze, G. I., & Mitra, D. 2002, *A&A*, 388, 2
- Hasinger, G., & van der Klis, M. 1989, *A&A*, 225, 79
- Jones, P. B. 2004, *MNRAS* in press (astro-ph/0403400)
- Joss, P. C., & Li, F. K. 1980, *ApJ*, 238, 287
- Konar, S., & Choudhury, A. 2004, *MNRAS*, 348, 661
- Lattimer, J. M., & Prakash, M. 2004, *Science*, 304, 536
- Li, X. D., & Wang, Z.R. 1999, *ApJ*, 513, 845
- Litwin, C., Brown, E.F., & Rosner, R. 2001, *ApJ*, 553, 788
- Lorimer, D. 2004, *Nature*, 428, 900.
- Lyne, A.G., Burgay, M., Kramer, M., Possenti, A., Manchester, R.N., Camilo, F., McLaughlin, M.A., Lorimer, D., D'Amico, N., Joshi, B.C., Reynolds, J., & Freire, P.C. 2004, *Science*, 303, 1089 (astro-ph/0401086)
- Melatos, A., & Phinney, E. S. 2001, *PASA*, 18, 421.
- Melrose, D.B. 1986, *Instability in Space and Laboratory Plasmas* (Cambridge University Press, London)
- Muno, M. P. 2004, in *Proc. of "X-ray Timing 2003: Re and Beyond"*, eds. P. Kaaret, F. K. Lamb, & J.H. Swail (Melville, NY: American Institute of Physics), (astro-ph/0403394)
- Payne, D., & Melatos, A. 2004, *MNRAS*, 351, 569
- Psaltis, D., & Lamb, F.K. 1998, in *Proceedings of the International Conference on Neutron Stars and Pulsars*, edited by N. Shibazaki, et al., Universal Academy Press (Frontiers science series; no. 24), p.179
- Psaltis, D., & Chakrabarty, D. 1999, *ApJ*, 521, 332
- Rheinhardt, M., Konenkov, D., & Geppert, U. 2004, *A&A*, 420, 631

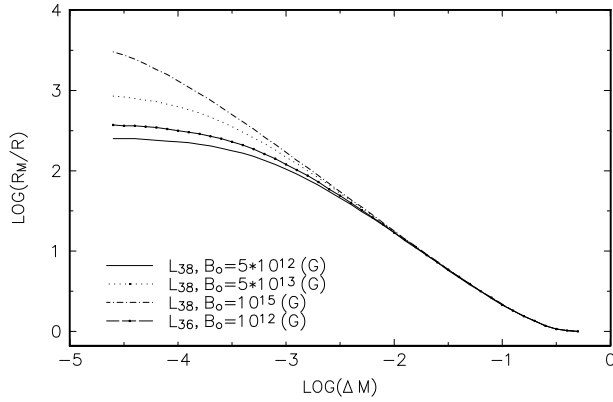
- Ruderman, M. 1991, *ApJ*, 382, 587 (references therein)
- Sang, Y., & Chanmugam, G. 1987, *ApJ*, 323, L61
- Shapiro, S.L., & Teukolsky, S.A. 1983, *Black Holes, White Dwarfs and Neutron Stars*. Wiley, New York
- Shibazaki, N., Murakami, T., Shaham, J., & Nomoto, K. 1989, *Nature*, 342, 656
- Strohmayer, T., & Bildsten, L. 2003, To appear in 'Compact Stellar X-ray sources', eds. W.H.G. Lewin & M. van der Klis, Cambridge University Press (astro-ph/0301544)
- Taam, R.E., & van den Heuvel, E.P.J. 1986, *ApJ*, 305, 235
- Thompson, C., & Duncan, R.C. 1995, *MNRAS*, 275, 255
- van den Heuvel, E.P.J., & Bitzaraki, O. 1995, *A&A*, 297, L41
- van den Heuvel, E.P.J. 2004, *Science*, 303, 1143
- van der Klis, M. 2000, *ARA&A*, 38, 717 (astro-ph/0001167)
- Vranesovic, N., Manchester, R.N., Lorimer, D.R., Hobbs, G.B., Lyne, A.G., Kramer, M., Camilo, F., Stairs, I.H., Kaspi, V.M., D'Amico, N., Possenti, A., Crawford, F., Faulkner, A.J., & McLaughlin, M.A. 2004, submitted to *ApJL*
- Wijnands, R., & van der Klis, M. 1998, *Nature*, 394, 344
- Wijnands, R. et al. 2003, *Nature*, 424, 44
- Wijers, R. A. M. J. 1997, *MNRAS*, 287, 607
- Verbunt, F., Wijers, R.A.M.J., & Burm, H.M.G. 1990, *A&A*, 234, 195
- White, N.E., & Zhang, W. 1997, *APJ*, 490, L87
- Young, E.J., & Chanmugam, G. 1995, *ApJ*, 442, L53
- Zhang, C.M., Wu, X.J., & Yang, G.C. 1994, *A&A*, 283, 889
- Zhang, C.M. 2002, *Intl. J. Mod. Phys.*, D11, 503
- Zhang, C.M. 2004a, *A&A*, 423, 401 (astro-ph/0402028)
- Zhang, C.M. 2004b, submitted to *A&A*, (astro-ph/0408233)



**Fig. 1.** The cross section of the accreted neutron star.  $\theta$  is the magnetic polar angle of NS with radius  $R$ .  $H$  is the thickness of the crust and  $\delta H$  is the expanded immersed depth.  $A_p$  and  $\delta A_p$  are the area of magnetic polar zone and its variation respectively.



**Fig. 2.** The magnetic field versus accreted mass diagram with various accretion rates, the Eddington rate  $L_{38}$  and  $L_{36} = 0.01L_{38}$ , and the initial field strengths from  $B_0 = 10^{12}$  G to  $B_0 = 10^{15}$  G, which are indicated in the figure.



**Fig. 3.** The magnetosphere radius versus accreted mass diagram with various accretion rates, the Eddington rate  $L_{38}$  and  $L_{36} = 0.01L_{38}$ , and the initial field strengths from  $B_0 = 10^{12}$  G to  $B_0 = 10^{15}$  G