

Constraining Primordial Magnetic Field from CMB Anisotropies at Higher Multipoles

D. G. Yamazaki^{1,2}, K. Ichiki^{1,2} and T. Kajino^{2,1}

yamazaki@th.nao.ac.jp

ABSTRACT

The cosmological magnetic field is one of the important physical quantities which affect strongly the cosmic microwave background (CMB) power spectrum. Recent CMB observations have been extended to higher multipoles $l \gtrsim 1000$, and they resultantly exhibit an excess power than the standard model prediction in cosmological theory which best fits the Wilkinson Microwave Anisotropy Probe (WMAP) data at lower multipoles $l \lesssim 800$. We calculate the CMB temperature anisotropies generated by the power-law magnetic field at the last scattering surface (LSS) in order to remove the tension between theory and observation at higher multipoles and also place a conservative upper limit on primordial magnetic field. In our present calculation we take account of the effects of reionization and ionization ratio exactly without approximation. These effects are very crucial to precisely estimate the effect of magnetic field on CMB power spectrum. We found that the primordial magnetic field which has the field strength $B_\lambda \sim 10$ nG and power-law spectral index $n \lesssim 0$ offers a solution to the tension at high multipoles. Inferred upper limit to the field strength turns out to be $|\mathbf{B}| \lesssim 18$ nG at 1Mpc, which is obtained by comparing the calculated theoretical result including the Sunyaev-Zeldovich (SZ) effect with recent WMAP data of the CMB anisotropies.

Subject headings: cosmology: cosmic microwave background — methods: numerical — magnetic field

¹Department of Astronomy, Graduate School of Science, University of Tokyo, 7-3-1 Hongo, Bunkyo-ku, Tokyo, 113-0033, Japan

²Division of Theoretical Astronomy, National Astronomical Observatory Japan, 2-21-1, Osawa, Mitaka, Tokyo, 181-8588, Japan

1. Introduction

Temperature and polarization anisotropies in CMB provide very precise information of the physical processes in the early Universe. However, recent new CMB data sets from the WMAP (Bennett, et al. 2003), the Arcminute Cosmology Bolometer Array Receiver (ACBAR; Kuo et al. 2004), and the Cosmic Background Imager (CBI; Mason et al. 2003) have indicated a potential discrepancy between theory and observation at higher multipoles $l \geq 1000$. The best-fit cosmological model to the WMAP data predicts the power spectrum which shows appreciable departure from those observed in balloon and interferometer experiments. This discrepancy cannot be explained by taking account of tuned cosmological parameters.

One possible interpretation of an excess power at high multipoles is a manifestation of the re-scattering of CMB photons by hot electrons in clusters known as the SZ effect (Sunyaev and Zeldovich 1980). Although there can be no doubt that some contribution from the SZ effect exists in the observed angular power spectrum, it has not yet been established conclusively that this is the only possible interpretation (Aghanim et al. 2001) of the small scale power. Indeed, the best value of the matter fluctuation amplitude to fit the excess power at high multipoles is near the upper end of the range of the values deduced by the other independent method (Bond et al 2002; Komatsu and Seljak 2002). Toward the solution of this bothersome problem, it has recently been reported that the bump feature in the primordial spectrum gives the better explanation for both CMB and the matter power spectra at small scales (Mathews et al. 2004).

The inhomogeneous cosmological magnetic field generated before CMB last scattering epoch is also a possible candidate to reconcile the tension in such higher multipoles. It excites an Alfvén-wave mode in the baryon-photon plasma in the early Universe and induces small rotational velocity perturbations. Since the mode can survive on scales below those of the Silk damping during recombination (Jedamzik et al. 1998; Subramanian et al. 1998), it could be a new source of the CMB anisotropies in such small scales. Analytic expressions of temperature and polarization angular power spectra in rather larger angular scales ($l \leq 500$) based upon the thin LSS approximation were derived for both vector and tensor modes (Mack et al. 2002). Subramanian and Barrow (2002) considered the vector perturbations in the opposite limit of smaller angular scales. The strong magnetic field in the early Universe, however, has a possibility to conflict with the cosmological observations currently available. The combination of those studies and current observations places a rough bound on the strength of primordial magnetic field as $B < 1.0 \sim 10 \text{ nG}$.

In order to compare the theory of the CMB anisotropy induced by a primordial magnetic field with observations much more precisely, we need to perform numerical calculations of the

fully linearized equations with the use of realistic recombination history of the Universe. In particular, we first need to develop a numerical method to predict the theoretical spectrum for intermediate angular scales, in which the analytic approximation becomes inappropriate. Recently, a similar challenge has been done on the numerical estimate of the effects of a primordial magnetic field on CMB (Lewis 2004). The purpose of this Letter is to explore more completely the effects of a primordial magnetic field in a wider range of parameters of primordial magnetic field, and to place a new limit on the field strength by comparing our calculated result with the recent data of the CMB anisotropies. We discuss the possibility of primordial magnetic field as a solution to remove the tension between theory and observation which exhibits in smaller angular scales of the CMB anisotropies.

2. Primordial Stochastic Magnetic Field and Baryon-Photon Fluid

Before recombination, Thomson scattering between photons and electrons and Coulomb interactions between electrons and baryons were sufficiently rapid that the photon-baryon system behaves as a single tightly coupled fluid. Since the trajectory of plasma particles is bent by Lorentz force in magnetic field, photons are indirectly influenced by the magnetic field through Thomson scattering.

Let us consider the primordial magnetic field created at some specific moment during the radiation-dominated epoch. The energy density of the magnetic field is treated as a first order perturbation in a flat Friedmann-Robertson-Walker (FRW) background cosmology. Within the linear approximation, the magnetic field evolves as a stiff source, and therefore we can discard all back reactions from the magneto-hydrodynamic (MHD) fluid onto the field itself. Also we assume that the conductivity of the primordial plasma in the early Universe is infinite before decoupling, which is a very good approximation at the epochs which we are interested in. On this assumption we can decouple the time evolution of the magnetic field from its spatial dependence $\mathbf{B}(\eta, \mathbf{x}) = \mathbf{B}_0(\mathbf{x})/a^2$ for very large scale, where η is the conformal time, \mathbf{x} is the spatial coordinate, and a is the scale factor. We also assume that a background primordial magnetic field \mathbf{B}_0 is statistically homogeneous, isotropic and random. For such a class of magnetic field, the power spectrum can be taken as a power-law $P(k) \propto k^n$ (Mack et al. 2002), where k is the wave number in the Fourier space, and n is the power-law spectral index of the primordial magnetic field which can be either negative or positive. Evaluating the two-point correlation function of the electromagnetic stress-energy tensor, we can obtain the vector isotropic spectrum

$$|\Pi^{(1)}(\mathbf{k})|^2 \simeq \frac{1}{4(2n+3)} \left[\frac{(2\pi)^{n+3} B_\lambda^2}{2\Gamma\left(\frac{n+3}{2}\right) k_\lambda^{n+3}} \right]^2$$

$$\times \left(k_D^{2n+3} + \frac{n}{n+3} k^{2n+3} \right), \quad (1)$$

for $k < k_D$ to a very good approximation (Mack et al. 2002)³, where the vector mode Lorentz force, $L^{(1)}(\mathbf{k})$, is given by $L^{(1)}(\mathbf{k}) = k\Pi^{(1)}(\mathbf{k})$, B_λ is the magnetic comoving mean-field amplitude obtained by smoothing over a Gaussian sphere of comoving radius λ , and $k_\lambda = 2\pi/\lambda$ ($\lambda = 1\text{Mpc}$ in this paper). In this equation k_D is the cutoff wave number in the magnetic power spectrum defined by

$$k_D \simeq (1.7 \times 10^2)^{\frac{2}{n+5}} \left(\frac{B_\lambda}{10^{-9}\text{G}} \right)^{-\frac{2}{n+5}} \times \left(\frac{k_\lambda}{1\text{Mpc}^{-1}} \right)^{\frac{n+3}{n+5}} h^{\frac{1}{n+5}}, \quad (2)$$

where h is the Hubble parameter in units of 100km/s/Mpc , $h = H_0/(100\text{km/s/Mpc})$ (Mack et al. 2002). Since the magnetic field source term $\Pi^{(1)}(\mathbf{k})$ depends on the magnetic field quadratically, the explicit time dependence of the magnetic stress is given by $\Pi(\eta, \mathbf{k}) = \Pi(\mathbf{k})/a^4$. In the previous studies the ionization ratio in the early Universe was assumed to be a step function of time, i.e. $x_e = 1$ before LSS and $x_e = 0$ after LSS. However, we have to use exact ionization ratio in order to obtain more accurate theoretical result. We carried out numerical estimate of the ionization ratio by using the program "RECFAST" (S. Seager et al. 1999) in open use. Thus we take account of the correct ionization ratio $x_e(\tau)$, and we can now rewrite $L^{(1)}(\eta, \mathbf{k}) = kx_e(\eta)\Pi^{(1)}(\mathbf{k})$.

Combining Einstein equations, we obtain vector perturbation evolution equations. The evolution of vector potential $V(\eta, \mathbf{k})$ under the influence of a primordial stochastic magnetic field follows

$$\dot{V}(\eta, \mathbf{k}) + 2\frac{\dot{a}}{a}V(\eta, \mathbf{k}) = -\frac{16\pi GL^{(1)}(\eta, \mathbf{k})}{a^2 k^2} - 8\pi G a^2 \frac{p_\gamma \pi_\gamma + p_\nu \pi_\nu}{k}, \quad (3)$$

where a dot denotes a conformal time derivative, p_i and π_i are the pressure and the anisotropic stress of photon ($i = \gamma$) and neutrino ($i = \nu$). We here omitted the vector anisotropic stress of the plasma which is in general negligible. In the absence of the magnetic source term,

³This has similar form to that used in Mack et al. (2002) which treats two kinds of Fourier transforms of different normalizations. We here adopt the same normalization to the Fourier transform systematically in order to remove uncertainty from numerical calculations, as was pointed out by Lewis (2004)

homogeneous solution of Eq.(3) behaves $V \propto 1/a^2$. We take $a \propto \eta$ during the radiation-dominated epoch. Magnetic field therefore causes vector perturbations to decay less rapidly ($\propto 1/a$ instead of $1/a^2$) with the universal expansion.

Since vector perturbation cannot generate density perturbation, we have $\delta_\gamma^{(1)} = \delta_b^{(1)} = 0$, where $\delta_\gamma^{(1)}$ and $\delta_b^{(1)}$ are perturbations of photon and baryon energy densities, respectively.

The magnetic field affects the photon-baryon fluid dynamics. We therefore introduce the Lorentz force term into the baryon Euler equations. Following Hu and White (1997), the Euler equations for neutrino, photon and baryon velocities, v_ν , v_γ , and v_b are written as

$$\dot{v}_\nu^{(1)} - \dot{V} = -k \left(\frac{\sqrt{3}}{5} \Theta_{\nu 2}^{(1)} \right), \quad (4)$$

$$\dot{v}_\gamma^{(1)} - \dot{V} + \dot{\tau}_c (v_\gamma^{(1)} - v_b^{(1)}) = -k \left(\frac{\sqrt{3}}{5} \Theta_{\gamma 2}^{(1)} \right), \quad (5)$$

$$\begin{aligned} \dot{v}_b^{(1)} - \dot{V} + \frac{\dot{a}}{a} (v_b^{(1)} - V) - R \dot{\tau}_c (v_\gamma^{(1)} - v_b^{(1)}) \\ = \frac{L^{(1)}(\eta, \mathbf{k})}{a^4(\rho_b + p_b)}, \end{aligned} \quad (6)$$

where $\dot{\tau}_c = n_e \sigma_T a$ is the differential optical depth, n_e is the free electron density, σ_T is the Thomson scattering cross section, and $R \equiv (\rho_\gamma + p_\gamma)/(\rho_b + p_b) \simeq (4/3)(\rho_\gamma/\rho_b)$ is the momentum density ratio between baryons and photons. In these expressions ρ_i and p_i are the energy density and pressure of photon ($i = \gamma$) and baryon ($i = b$). $\Theta_{\nu 2}^{(1)}$ and $\Theta_{\gamma 2}^{(1)}$ are quadrupole moments of neutrino and photon, respectively, which are proportional to anisotropic stress tensors. These equations denote the vector equations of motion of the cosmic fluid, which arise from the conservation of energy-momentum.

3. Temperature Power Spectra

We follow the total angular momentum representation introduced by Hu and White (1997) to compute the CMB power spectra induced by a primordial stochastic magnetic field. By combining intrinsic angular structure with that of the plane-wave spatial dependence, this representation renders a transparent description of CMB anisotropy formation as each moment corresponds directly to an observable angular sky pattern via its integral solution of the Boltzmann equations. We construct a Boltzmann code for the vector mode by explicitly expanding CMBFAST (Seljak & Zaldarriaga 1997). The temperature transfer function of

CMB today for the vector mode is expressed as an integral along the line of sight for $l \geq 2$

$$\begin{aligned} \frac{\Theta_l^{(1)}(\eta_0, k)}{2l+1} = \int_0^{\eta_0} d\eta e^{-\tau_c} \left\{ [\dot{\tau}_c(v_b^{(1)} - V)] D_1 \frac{j_l(x)}{x} \right. \\ \left. + \left(\dot{\tau}_c P^{(1)} + \frac{\sqrt{3}}{3} kV \right) D_2 \frac{d}{dx} \left(\frac{j_l(x)}{x} \right) \right\}, \end{aligned} \quad (7)$$

where $j_l(x)$ is the spherical Bessel function with $x = k(\eta_0 - \eta)$, $D_1 = \sqrt{l(l+1)}/2$, $D_2 = \sqrt{3}D_1$, and $P^{(1)}$ is the polarization term (Hu and White 1997). Using $\Theta_l^{(1)}(\eta_0, k)$, we compute angular power spectrum of temperature anisotropies

$$C_l^{(1)} = \frac{4}{\pi} \int dk k^2 \frac{|\Theta_l^{(1)}(\eta_0, k)|^2}{(2l+1)^2}, \quad (8)$$

which should be compared with observational data. This variance of temperature anisotropies should be added to those induced by the scalar density perturbations.

The likelihood function of WMAP (Verde et al. 2003) is evaluated in a wide range of parameters of stochastic magnetic field, B_λ and n . Since the additional anisotropies caused by the primordial magnetic field considered here appear mainly in the intermediate and small angular scales, it would be expected that the standard cosmological parameters are not contaminated by the magnetic field. Thus, in our analysis, we have fixed the standard cosmological parameters to the WMAP values (Spergel et al. 2003), i.e. (0.68, 0.023, 0.15, 0.17, 0.8, 0.97) for $(h, \Omega_b h^2, \Omega_m h^2, \tau, A_s, n_s)$, where $\Omega_b h^2$ and $\Omega_m h^2$ are the baryon and cold dark matter densities, τ is the optical depth, and A_s and n_s are the amplitude and spectral index of primordial scalar fluctuation.

4. Result and Discussions

Figures 1 and 2 show the CMB power spectra generated by a primordial magnetic field with and without main component from the scalar fluctuation. We observe in these figures that the effect of primordial magnetic field becomes progressively more important at higher multipole and eventually predominates over the scalar fluctuation at $1000 < l$ (Fig.1). As a result, we find numerically that the potential discrepancy of the CMB between theory and observation at higher l is explained by the primordial magnetic field if our parameter set used in Figs.1 and 2 is justified by the other observational constraints.

Let us discuss details of the effect of primordial magnetic field. CMB power spectrum generated by cosmological magnetic field is characterized generally by a broad peak

at $l \simeq 1000 \sim 2000$ for reasonable range of $-3 < n \lesssim 2$ as shown in Fig.2. Although we here display only three cases for $B_\lambda = 8, 10, \text{ and } 12 \text{ nG}$ with fixed power-law spectral index $n = -2$, the amplitude is shown to increase with increasing magnetic field strength B_λ . Some lengthy mathematical calculus of the fluctuation power spectrum leads to $C_l \propto B_\lambda^4$ for $n < -3/2$, and $C_l \propto B_\lambda^{\frac{14}{n+5}}$ for $n > -3/2$. As for the peak position, it almost stays at the same multipole $l \sim 2000$ independently of n for $n > -3/2$. This is because a vector mode perturbation by a magnetic field tends to be white noise as the first term in Eq.(1) dominates for this case. On the other hand, for $n < -3/2$, the second term in Eq.(1) dominates, and therefore the k -dependence causes strong angular dependence of the vector mode perturbation, which results in changing the peak position for different multipole l depending on the power-law spectral index n .

We are now forced to discuss if the adopted parameters in Figs.1 and 2 satisfy the observational constraint on the magnetic field of the cluster of galaxies. Many astronomical observations indicate that the magnetic field strength in the present day cluster of galaxies is $\sim \mu\text{G}$. Assuming isotropic collapse for cluster formation, one can straightforwardly estimate the magnetic field strength about 10 nG at the LSS. This is shown as thick solid line in Fig.3 as the critical magnetic field for the cluster scale. In Fig.3 we show the result of our likelihood analysis with WMAP data in the two parameter plane B_λ vs. n . Although the higher l data (from CBI, ACBAR, etc.) may constrain the magnetic field strongly, we did not include those data in the present analysis because they have large error bars. Therefore, the result is most sensitive to the WMAP data points at $500 \leq l \leq 800$. Shown in Fig.3 are the lines for $\Delta\chi^2 = 2.3, 6.17, \text{ and } 18.4$ as indicated. Shallow $\Delta\chi^2$ minimum is found between two solid lines for $\Delta\chi^2 = 2.3$, but we could not find the lower boundary lines for $\Delta\chi^2 = 6.17$ and 18.4 .

The best fit value of the primordial magnetic field strength is $B_\lambda = 19 \text{ nG}$ for $n \approx -1.5$, which is in reasonable agreement with the critical magnetic field $\sim 10 \text{ nG}$ of the cluster scale at LSS within factor of three. Mack et al. (2002) and Subramanian et al. (1998) obtained nominal value $B_\lambda \sim 1.4 \text{ nG}$. Lewis (2004) reported that a significant contribution to the higher multipoles is made by the magnetic field if B_λ is larger than 8 nG after correcting normalization of Fourier transform in Eq.(1) and considering the effect of reionization. In addition to these correction and consideration, we further take account of the effect of ionization ratio exactly without approximation. We make a short remark on the SZ effect which also affects the CMB anisotropies at higher l as shown in Fig.2. Since the SZ effect contribution describes flatter curve than the magnetic field, the $\Delta\chi^2$ -contour map in Fig.3 is shifted downward slightly to the weaker magnetic field strength if we take account of the SZ effect in our analysis. In this case for standard $\sigma_8 = 0.9$ (Spergel et al. 2003; Komatsu and Seljak 2002), our best fit B_λ decreases by about 6%, to 18 nG .

If the field strength is extremely larger than the critical value $\sim 10\text{nG}$, we need some damping process, and if it is smaller than $\sim 10\text{nG}$, on the other hand, we need amplification process. We do not know any viable physical process of damping the magnetic field, but there are several amplification processes proposed in literature. Although we found allowed region of two parameters (B_λ, n) for the primordial magnetic field to best fit the CMB data and also satisfy the observational constraint from the cluster of galaxies $B_\lambda \sim 10\text{nG}$ at LSS, wide region below the minimum $\Delta\chi^2$ in Fig.3 is all allowed by taking account of possible amplification processes. Furthermore, since the peak position of the CMB amplitude generated by the magnetic field almost stays at the same multipole $l \sim 2000$ for $n > -3/2$, we cannot distinguish degenerate sets of (B_λ, n) 's to fit only the CMB temperature anisotropy. Various polarization data to come from WMAP 2nd year and Planck mission would provide valuable information to resolve this degeneracy (Yamazaki et al. 2004). We might also find a direct precursor evidence for the primordial magnetic field at LSS if the Planck data would cover the CMB temperature anisotropies over the higher multipole $l \lesssim 1200$ as suggested in our calculation shown in Fig.1.

We acknowledge Drs. K. Saigo, H. Hanayama, M. Higa, R. Nakamura, K. Umezu, H. Ohno, K. Takahashi, M. Oguri, Profs. M. Yahiro and G. J. Mathews for their valuable discussions. This work has been supported in part by Grants-in-Aid for Scientific Research (13640313, 14540271) and for Specially Promoted Research (13002001) of the Ministry of Education, Science, Sports and Culture of Japan, and the Mitsubishi Foundation. K. I. also acknowledges the support by Grant-in-Aid for JSPS Fellows.

REFERENCES

- Aghanim, N., Górski, K. M., Puget, J. L., 2001, A&A, 374, 1A,
 Bennett, C.L., et.al., 2003, ApJS, 148, 1
 Bond, J. R. et al., 2002, astro-ph/0205386
 Hu, W., & White, M., 1997, Phy. Rev. D., 56, 596
 K. Jedamzik, V. Katalinic, and A.V. Olinto, 1998, Phy. Rev. D., 57, 3264
 Komatsu, E., & Seljak, U., 2002, MNRAS, 336, 1256
 Kuo, C.L., et al., 2004 ApJ, 600, 32
 Lewis, A., 2004, Phy. Rev. D, 70, 043011

- Mack, A., Kahniashvili, T., & Kosowsky, A., 2002, Phys. Rev. D. 65, 123004
- Mason, B. S., et al., 2003, ApJ, 591, 540
- Mathews, G. J., et al., 2004, Phy. Rev. D, in press, astro-ph/0406046
- Seager, S., Sasselov, D., & Scott, D., 1999, ApJ, 523, L1
- Seljak, U., & Zaldarriaga, M., 1996, ApJ, 469, 437
- Spergel, D. N., et al., 2003, ApJS, 148, 175
- Subramanian, K., & Barrow, J.D., 1998, Phys. Rev. D, 58, 083502
- Subramanian, K., & Barrow, J. D., 2002, MNRAS, 335, L57
- Sunyaev, R., & Zeldovich, I. B., 1980, ARA&A, 18, 537
- Verde, L. et al., 2003, ApJS, 148, 195V
- Yamazaki, D. G., Ichiki, K., and Kajino, T., 2004, in preparation.

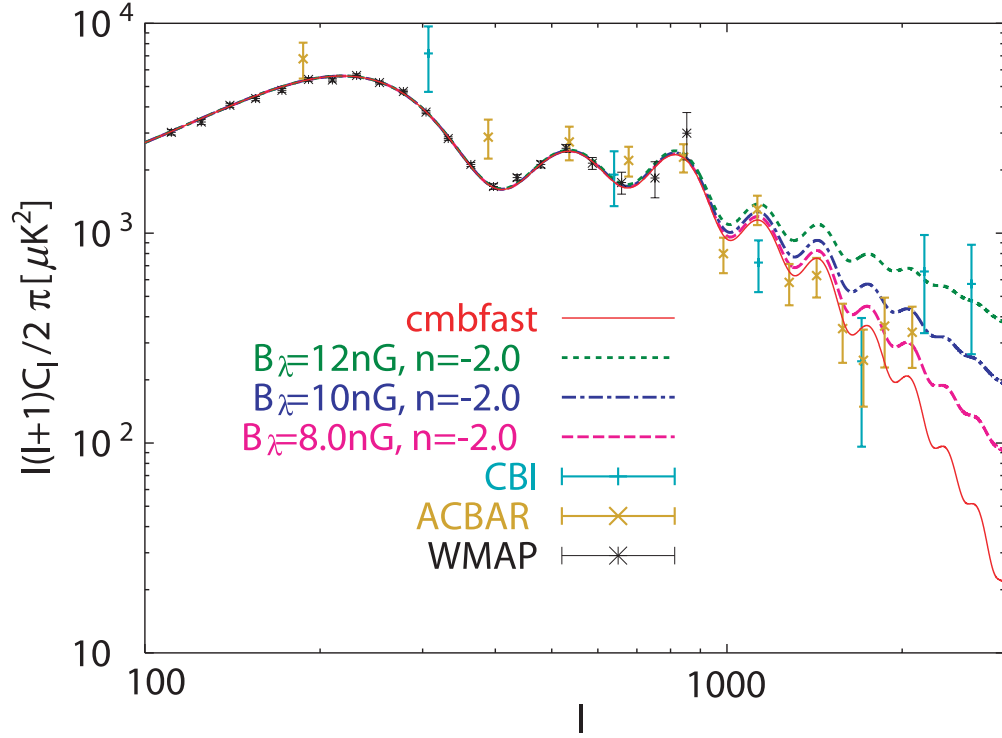


Fig. 1.— Observed and calculated results of CMB anisotropies. Data points with error bars are from CBI, ACBAR, and WMAP observations, as indicated. Top three curves are the theoretical estimates including CMB perturbation generated by the primordial magnetic fields for $B_\lambda = 12\text{nG}$, 10nG , and 8.0nG from top to bottom, respectively, with fixed spectral index $n = -2.0$. The bottommost curve is the estimate of the standard model calculation without contribution from the primordial magnetic field (Seljak and Zaldarriaga 1996).

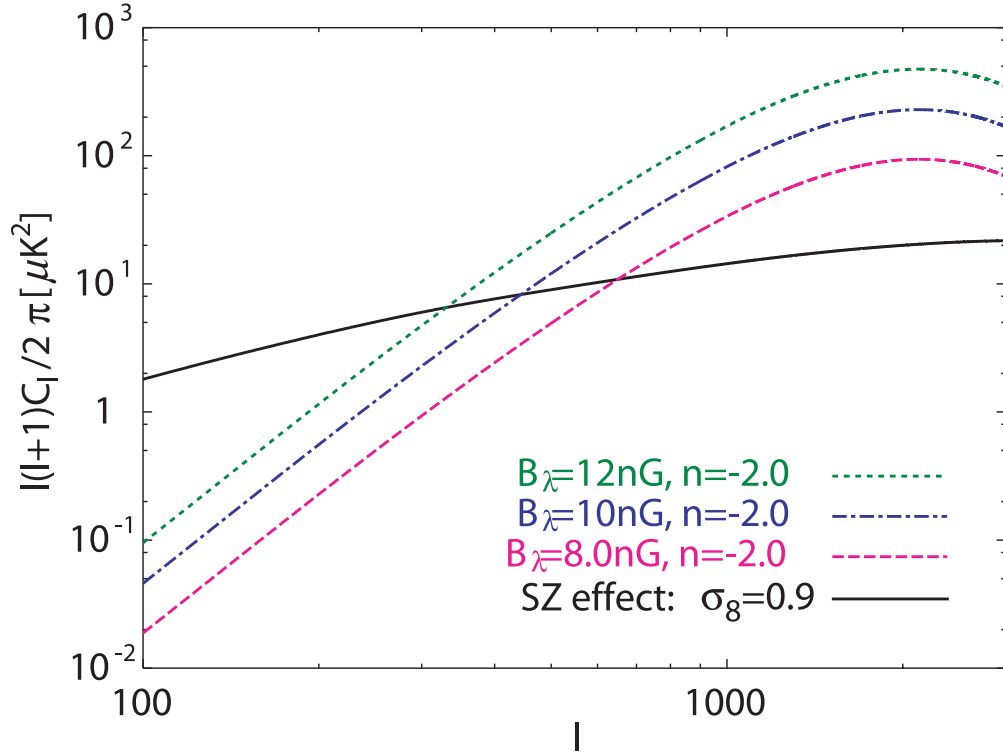


Fig. 2.— Calculated theoretical result of CMB vector perturbation generated by the primordial magnetic fields for $B_\lambda = 12 \text{ nG}$, 10 nG , and 8.0 nG , as indicated, with fixed spectral index $n = -2.0$. Solid curve is the contribution from SZ effect for $\sigma_8 = 0.9$ (Spergel et al. 2003; Komatsu and Seljak 2002).

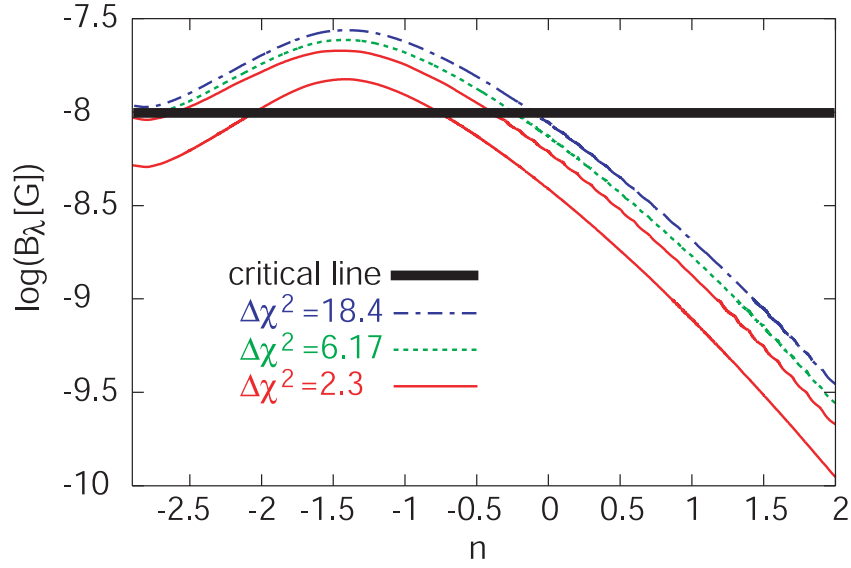


Fig. 3.— The contour of $\Delta\chi^2$ on two parameters plane for the primordial magnetic field strength, B_λ , and the power-law spectral index, n . Solid, dotted, and dot-dashed curves are respectively for $\Delta\chi^2 = 2.3$, 6.17, and 18.4. Thick solid horizontal line displays critical field strength $B_\lambda = 10 \text{ nG}$ of the cluster scale at LSS. See text for more details.