

# Primordial Power Spectrum's Calculation and the Upper Bound on the Number of E-foldings of Inflation

Ding-fang Zeng and Yi-hong Gao<sup>1,\*</sup>

<sup>1</sup>*Institute of Theoretical Physics, Chinese Academy of Science.*

In numerical calculations of the primordial power spectrum of perturbations produced during inflation, for very little wavenumber  $ks$ , to implement the initial conditions required of the perturbation mode functions consistently, we must let the universe experience more e-foldings of inflation than that required of it to solve the horizon, flatness and other pre-inflation problems. However, if the number of e-foldings of inflation has an upper bound, just as that estimated by T. Banks and W. Fischler, then for perturbations at scales about today's Hubble horizon, the initial conditions required of the mode functions cannot be implemented physically. Because at that time, these perturbation modes lie out of the horizon. We thus assume that perturbations at scales greater than the horizon at the inflation beginning point do not contribute to the Cosmological Microwave Background Anisotropy (CMBA). Under this assumption, the exceptional lowness of the observed little  $l$  multi-poles of CMBA is reproduced numerically.

## I. INTRODUCTION

Although calculations of the primordial power spectrum of perturbations produced during inflation have been discussed by several authors [3, 6, 8], we still think that there are problems worthy of notifying in this paper. For example, in the slow roll approximations, to get the nearly scale free primordial power spectrum of perturbations, reference [3] and [8] employed the asymptotic expressions of the Hankel function as its argument goes to zero. This is difficult to understand because what we want to get is the value of the function when its argument equals one. For details, please see our discussions in the next section.

In the third section, we will discuss effects from the existence of an upper bound on the number of e-foldings of inflation on the implementation of the initial conditions required of the perturbation mode function. If the number of e-foldings of inflation has an upper bound, then co-moving horizon of the universe will have an upper bound as we trace back to the origin of the universe. Perturbations at scales greater than this bound will keep out of the horizon regardless how early we trace back in the history of the universe. By assuming that such perturbations do not contribute to the angular power spectrum of CMBA, we will find that the observed exceptional lowness of the little  $l$  multi-poles of CMBA could be reproduced numerically, provided that the upper bound on the number of e-foldings of inflation takes the value estimated by T. Banks and W. Fischler.

In our discussions, when specific inflation potentials are needed, we will take Linde's chaotic model  $V(\phi) = m^2\phi^2/2$  as the illustrating examples. Except notified explicitly, only density perturbations will be discussed in

this paper.

## II. CALCULATIONS OF THE PRIMORDIAL POWER SPECTRUM OF PERTURBATIONS

Taking the simplest single field inflation as an example, to get the primordial power spectrum of perturbations from a given model and make decisive predictions about its effects on the large scale structure formation in the late time cosmology, we need to solve the following coupled Friedmann-Mukhanov equations [3, 4]:

$$\begin{aligned}\ddot{\phi} + 3H\dot{\phi} + V'(\phi) &= 0 \\ H^2 &= \frac{8\pi G}{3}[\frac{1}{2}\dot{\phi}^2 + V(\phi)] \\ u_k'' + (k^2 - \frac{z''}{z})u_k &= 0, \quad z = \frac{a\dot{\phi}}{H}\end{aligned}\quad (1)$$

$$u_k(\eta)|_{k^{-1}/(aH)^{-1} \rightarrow 0} \rightarrow \frac{1}{\sqrt{2k}}e^{-ik\eta} \quad (2)$$

As soon as eqs(1) are solved, spectrum of the primordial perturbations can be given as

$$P_{\mathcal{R}}^{\frac{1}{2}}(k) = \frac{k^{\frac{3}{2}}}{\sqrt{2\pi}} \left| \frac{u_k(\eta)}{z} \right|_{aH=k} \quad (3)$$

Our conventions and formalisms in this paper are in agreement with those of [3].

In the conventional slow roll approximations, beginning from,

$$\epsilon \equiv \frac{-\dot{H}}{H^2}, \quad \delta \equiv \frac{\ddot{\phi}}{H\dot{\phi}} \quad (4)$$

$$\begin{aligned}\frac{z''}{z} &= 2a^2H^2(1 + \epsilon + \frac{3}{2}\delta + \\ &\quad \frac{1}{2}\delta^2 + \frac{1}{2}\epsilon\delta + \frac{1}{2H}\dot{\epsilon} + \frac{1}{2H}\dot{\delta})\end{aligned} \quad (5)$$

\*Electronic address: dfzeng@itp.ac.cn; Electronic address: gaoyh@itp.ac.cn

taking  $\epsilon$  and  $\delta$  as constant, eq(1) with the initial condition eq(2) can be solved analytically,

$$\begin{aligned}\eta &= \int \frac{1}{a} dt = \int \frac{1}{a^2 H} da \\ &= -\left[ \int d\frac{1}{aH} - \int \frac{1}{aH^2} \dot{H} dt \right] \\ &= -(aH)^{-1} + \int \epsilon \frac{1}{a} dt = -(aH)^{-1} (1 - \epsilon)^{-1} \quad (6)\end{aligned}$$

$$\frac{z''}{z} = \frac{\nu^2 - \frac{1}{4}}{\eta^2}, \text{ where } \nu = \frac{1 + \epsilon + \delta}{1 - \epsilon} + \frac{1}{2} \quad (7)$$

$$u_k = \frac{1}{\sqrt{2k}} e^{i(\nu + \frac{1}{2})\frac{\pi}{2}} \sqrt{\frac{\pi}{2}} (-k\eta)^{\frac{1}{2}} H_{\nu}^{(1)}(-k\eta) \quad (8)$$

So,

$$\begin{aligned}P_{\mathcal{R}}^{\frac{1}{2}}(k) &= \frac{k^{\frac{3}{2}}}{\sqrt{2\pi}} \left| \frac{u_k(\eta)}{z} \right|_{aH=k} \\ &= \frac{k^{\frac{3}{2}}}{\sqrt{2\pi}} \frac{1}{\sqrt{2k}} \sqrt{\frac{\pi}{2}} H_{\nu}^{(1)}(1) \left[ \frac{aH\dot{\phi}}{H^2} \right]_{aH=k}^{-1} \\ &= \frac{1}{\sqrt{8\pi}} |H_{\nu}^{(1)}(1)| \frac{H^2}{\dot{\phi}} \Big|_{aH=k} \quad (9)\end{aligned}$$

In eqs(8) and (9),  $H_{\nu}^{(1)}(x)$  is the third class of Bessel function or Hankel function of order  $\nu$ .  $H_{\nu}(1)$  weakly depends on  $k$  through  $\nu$ ,  $|H_{1.5}(1)| \approx 1.13$ . We note here that our expressions for  $P_{\mathcal{R}}^{\frac{1}{2}}(k)$ , is a little different from that of the reference [3, 8] in the numerical factor. The authors there used the asymptotical expression of eq(8) as  $k\eta \rightarrow 0$  in calculating their primordial power spectrums, which is unnecessary and difficult to understand because at the point of horizon exiting,  $aH = k$ ,  $k\eta \sim 1 \rightarrow 0$ . The same question occurs to the expressions of the gravitational wave perturbation power spectrum of reference [3, 8].

In practice, except in the case of power law inflation, in almost all the inflation models, the slow roll parameters (4) vary with time. So, eqs(6)-(9) can only be taken as the first order approximations. To get more precise results, one convenient way is numerical calculation. In numerical calculations, eqs(1) should be written in the following first order differential equations,

$$\begin{aligned}\frac{d\phi}{da} &= (aH)^{-1} f \\ \frac{df}{da} &= -(aH)^{-1} (-3Hf - V'(\phi)) \\ \frac{du_k}{da} &= (a^2 H)^{-1} w_k \\ \frac{dw_k}{da} &= -(a^2 H)^{-1} (k^2 - \frac{z''}{z}) u_k \\ H^2 &= \frac{1}{3M_{pl}^2} \left( \frac{1}{2} f^2 + V(\phi) \right) \\ \frac{z''}{z} &= a^2 [2H^2 - V''(\phi) - \frac{7}{2M_{pl}^2} f^2 \\ &\quad - \frac{2}{M_{pl}^2} \frac{fV'}{H} + \frac{1}{2M_{pl}^4} \frac{f^4}{H^2}] \quad (10)\end{aligned}$$

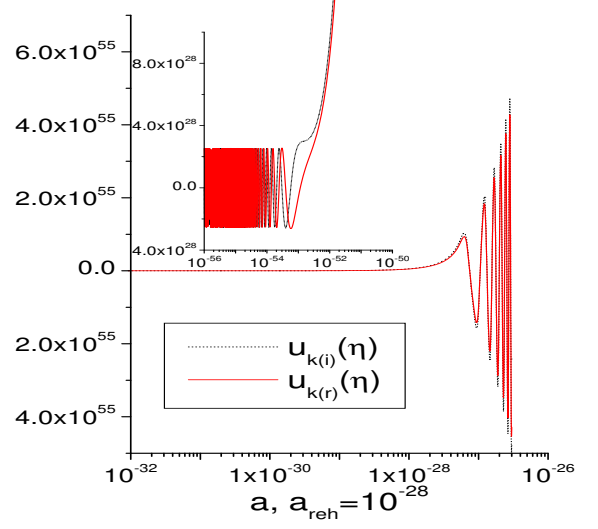


FIG. 1: Horizon axis, scale factor. Vertical axis, mode function  $u_{k(i,r)}$ , imaginary and real part.  $k = 0.3 Mpc^{-1}$ .  $u_k$  oscillates not only at the beginning of inflation but also at the end of it. The inflation driving potential is  $V(\phi) = m^2 \phi^2 / 2$ .

In the above equations, we have taken scale factor  $a$  instead of time  $t$  or conformal time  $\tau$  as the independent variable. Reference [6] and [7] use  $\ln a$  as the independent variable of numerical integration. In principle, using  $a$  or  $\ln a$  is equivalent. But in practice, using  $a$  as the independent variable makes the stepsize control of the integration routines more convenient, so is more time saving. This is the first problem we think worthy of notifying in this note. The second problem is, for little ( $< 10^{-2} Mpc^{-1}$ )  $ks$ , we can integrate eqs(10) both by the Fourth Order Runge-Kuta self-adaptive stepsize control integration method and the Blosch-Stoer method [9]. But for large  $ks$ , Runge-Kuta method becomes more and more time-costing so that it cannot adapt the variation of our integration goal variables at all when  $k \approx 1 Mpc^{-1}$ . So, in our final CMBA multi-poles' calculation, we use the Blosch-Stoer method to calculate the primordial power spectrum of perturbations.

For a given  $k$ , we give our numerical results of the mode function  $u_k$  in FIG. 1. From the figure we see that the mode function oscillates not only at the beginning of inflation, but also at the end of it. It oscillates at the end of inflation because  $u_k(\eta) \propto \frac{a\dot{\phi}}{H}$  while  $\dot{\phi}$  has oscillation behaviors during this time. However the quantity  $\frac{k^{3/2}}{2\pi^2} \left| \frac{u_k(\eta)}{z} \right|$  keeps stable after the first period decreasing during inflation, see FIG. 1 and 2. We do not know whether the oscillation behavior of  $u_k(\eta)$  at the end of inflation will have any observation implications, we note it here only because it was ignored by peoples for long time in researches.

In numeric calculations, we take the integration starting point as the conformal time zero point. Using the

oscillating properties (time translation invariant, up to a phase [6, 7]) of  $u_k$  at the beginning of inflation, the initial conditions can be written as

$$\begin{aligned} u_{k(ini)}(\eta) &= \frac{1}{\sqrt{2k}} e^{-ik\eta}|_{\eta=0} \\ w_{k(ini)}(\eta) &= \sqrt{\frac{k}{2}} e^{-ik\eta}|_{\eta=0} \end{aligned} \quad (11)$$

To solve the horizon, flatness and other pre-inflation problems, we require the universe expand  $10^{28}$  times during inflation. The initial values of the scalar field has been tuned so that  $10^{28}$  times of inflations can be obtained. Assuming the reheating temperature is about  $10^{15} \text{ GeV}$  and the universe expand adiabatically in the standard big bang process, then at the initial point of integration, the scale factor is about  $10^{-56}$  order, provided that current scale factor is set to 1. However, if we first integrate eqs(10) from  $a = 10^{-56}$  to  $a = 10^{-28}$  and get the quantity  $\frac{k^{3/2}}{\sqrt{2\pi}} |u_k(\eta)|_{aH=k}$  for a given  $k$  then repeat the operations for different  $k$  and the full power spectrum, what we get will be a large scale suppressed result, see FIG. 2, 3 and the notes there.

The observational result of [1], if verified, favors a large scale suppressed power spectrum, but our suppressions here is due to an inconsistent initial conditions imposing. Because for very little  $ks$ , at the integration starting point  $a_{ini} = 10^{-56}$ ,  $k^{-1}/(aH)_{ini}^{-1} \rightarrow 0$ . So eqs(11) cannot be taken as the correct initial conditions. For example, if we want to integrate eqs(1) in the simplest chaotic inflation model,  $V(\phi) = m^2 \phi^2/2$ ,  $m = 5.61 \times 10^{-6} M_{pl}$  for  $k = H_0 = (4225 \text{ Mpc})^{-1}$ . To assure driving the universe expanding  $10^{28}$  times during inflation,  $\phi_{ini} = 16.2 M_{pl}$  [5]. Then, at the integration starting point,

$$\begin{aligned} (aH)_{ini}^{-1} &= [a_{ini} \sqrt{\frac{1}{3M_{pl}^2} V(\phi_{ini})}]^{-1} \\ &= [10^{-56} \times 37.1 \times 10^{-6} M_{pl}]^{-1} \sim 7082 \text{ Mpc} \end{aligned} \quad (12)$$

Obviously,  $k^{-1}/(aH)_{ini}^{-1} \sim 0.60 \rightarrow 0$ , i.e. this  $k$  mode of fluctuation is not well inside the horizon of that time. So, to use eqs(11) as the initial conditions, we have to integrate eqs(1) or equivalently eqs(10) beginning from a more little scale factor, say  $a_{ini} = 10^{-58}$  for example, so that those modes of fluctuations locate well inside the horizon of the integration starting point. Of course, the initial values of  $\phi$  should be tuned correspondingly so that  $10^{30}$  times of inflation can be obtained. Although works on the numerical calculations of the primordial power spectrum existed in several literatures [6, 7, 8], none of them pointed out this problem explicitly, so we think it is worth noting here.

If we only let the universe expand  $10^{26} \approx e^{60}$  [5] times during inflation, the problem discussed above would be more serious.

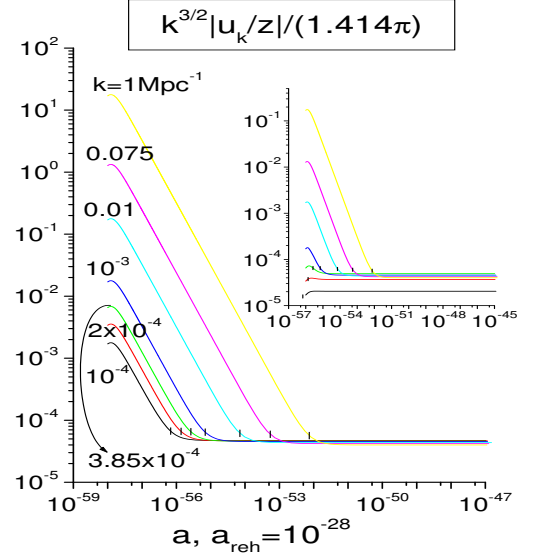


FIG. 2: Horizon axis: scale factor, normalized by setting  $a_{reh} = 10^{-28}$ . Vertical axis: quantity  $\frac{k^{3/2}}{\sqrt{2\pi}} |u_k/z|$ . Different curves corresponds to different  $k$ . Short vertical lines in the figure cross the curves at  $aH = k$  point. Connecting centers of them yields the profile of the primordial power spectrum, see also the curves  $c$  and  $d$  of FIG. 3. Little figure: obtained by integrating eqs(10) from  $a = 10^{-56}$  to  $a = 10^{-28}$ , taking eqs(11) as the initial conditions. Large figure: the same as the little one, but the scale factor varies from  $10^{-58}$  to  $10^{-28}$  and the initial values of  $\phi$  is tuned correspondingly so that  $10^{30}$  times of inflation can be obtained. The driving potential is  $V(\phi) = m^2 \phi^2/2$ .

### III. THE UPPER BOUND ON THE NUMBER OF E-FOLDINGS OF INFLATION

However, if the number of e-foldings of inflation has an upper bound  $N_{ub}$ , then the comoving horizon of the universe will have an upper bound also. So as we trace back beyond this upper bound, the comoving horizon will decrease. Perturbations at scales larger than this upper bound will keep out of the horizon regardless how early we trace back to the origin of the universe. For such perturbations, the initial conditions eq(2) cannot be implemented physically.

Then, what is the upper bound? Is it large enough so that, at least for perturbations at scales of today's Hubble horizon, the initial conditions eqs(2) can be implemented numerically? In string theories, by T. Banks and W. Fischler's argument [10], if the present acceleration of the universe is due to an asymptotically de Sitter universe with small cosmological constant, and the principle of Cosmological Complementarity is valid, then the number of e-foldings of inflation is bounded. They estimated that  $N_{ub} = 65$ . Note that  $e^{65} \approx 10^{28}$ , so this value already equals our assumed number of e-foldings of inflation required to solve the flatness, horizon and other

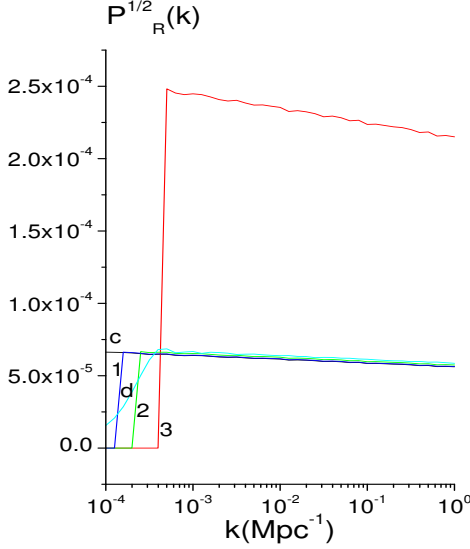


FIG. 3: Primordial power spectrum of density perturbations in Linde's  $\phi^2$  model. c: no suppression at all. d: large scale power suppressed by the inconsistent initial conditions. 1: by assuming that  $P_{\mathcal{R}}(k) = 0$  for all  $k < [7082 \text{ Mpc}]^{-1}$ . 2: by assuming that  $P_{\mathcal{R}}(k) = 0$  for all  $k < [4225 \text{ Mpc}]^{-1}$ . 3: by assuming that  $P_{\mathcal{R}}(k) = 0$  for all  $k < [2113 \text{ Mpc}]^{-1}$ .

pre-inflation problems in eqs(12). Hence, if T. Banks and W. Fischler's estimation is the case, then at least for perturbations at scales of today's Hubble horizon, it will be impossible to implement the initial conditions (2) physically. Hence the power spectrum of such perturbations could not be nearly scale free any more. It could be suppressed strongly comparing with that of the little scale perturbations.

The second question is, if the number of e-foldings of inflation, consequently, the comoving horizon as we trace back to the origin of the universe has an upper bound, then, do perturbations at scales larger than this bound contribute to our observed CMBA? Recalling [2] that, in calculating the multi-poles of CMBA, we need to do the following integration:

$$C_l = \int_0^\infty \frac{dk}{k} P_{\mathcal{R}}(k) [g_l^{\mathcal{R}}(k)] \quad (13)$$

where  $P_{\mathcal{R}}(k)$  is the primordial power spectrum of perturbations produced during inflation and  $g_l^{\mathcal{R}}(k)$  is the radiation transfer function. Mathematically, the integration should be made from 0 to  $\infty$ . But physically, if some mechanism exists so that perturbations at scales greater than a certain cutoff wavelength  $k_c^{-1}$  do not contribute to CMBA, then the lower bound of the integration (13) will be changed unavoidably.

Obviously, if the number of e-foldings of inflation has an upper bound, then at the beginning of inflation, comoving horizon of the universe will reach its upper bound  $[a_{i.b.} H_{ini}]^{-1}$  as we trace back to the origin of the universe.

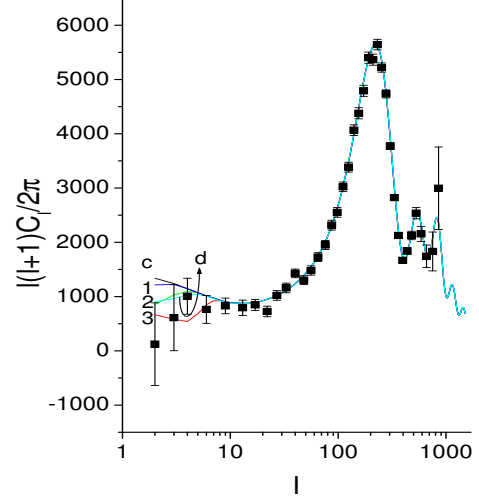


FIG. 4: Theoretical curves is computed by CMBfast. Except the primordial power spectrum, see FIG. 3 and the notes there, other cosmic parameters are from WMAP's best fitting  $\Lambda$ CDM model. Scattered points are the observational results of WMAP2003 [1].

Perturbations beyond such a bound will keep out of the horizon regardless how early we trace back. We will assume that such perturbations do not exist or they do not contribute to our observed CMBA. Our motivation is: perturbations, hence inhomogeneities beyond this scale could not be detected physically, they should not affect physics inside the horizon.

Under this assumption, we write the primordial power spectrum of perturbations produced during inflation as

$$P_{\mathcal{R}}(k) = 0, \quad k < k_c \\ = A \frac{k^3}{2\pi^2} \left| \frac{u_k}{z} \right|_{aH=k}^2, \quad k \geq k_c \quad (14)$$

where  $A$  is a constant whose value can be determined by requiring that the corresponding primordial power spectrum gives approximately the same first peak CMBA multi-poles as observations, see FIG. 3 and 4, while  $k_c$  is determined by the following relation:

$$k_c = a_{i.b.} H_{ini} \quad (15)$$

where  $a_{i.b.}$  is the scale factor when inflation begins. In principle, its value could be determined by the upper bound the number of e-foldings of inflation and the scale factor when inflation ends and the universe enters the reheating and the adiabatic expansion process. While  $H_{ini}$  is the Hubble parameter when inflation begins. Its value depends on the specific inflation models.

Take T. Banks and W. Fischler's estimation as an assumption and eqs(12) as a guide post, we numerically

calculated the CMBA multi-poles for three values of  $k_c$

$$k_{c1,2,3} = [7082Mpc]^{-1}, [4225Mpc]^{-1}, [2113Mpc]^{-1} \quad (16)$$

where  $7082Mpc$  could be considered as the largest sub-horizon perturbation scale under the assumption that  $N_I = 65$ , see eqs(12) and the argument there;  $4225Mpc$  is the perturbation scale corresponding to our today's hubble horizon; while  $2113Mpc$ , half of that.

Our results are displayed in FIG. 3 and 4, curves 1, 2, 3. From the figure we see that the little  $l$  multi-poles of CMBA is very sensitive to the cutoff of the primordial power spectrum. If  $k_c$  takes a certain value between  $k_{c2}$  and  $k_{c3}$ , then theoretical curves will tally with the observational results to a better degree. So, if the observed exceptional lowness of the little  $l$  multi-poles of CMBA is due to the non-contribution of the super horizon perturbations power spectrum, while the latter is due to the existence of an upper bound on the number of e-foldings of inflation, then our numerical results tell us that this upper bound should equal to 65 approximately, at least in the chaotic  $\phi^2$  model. In other inflation models, as long as their characteristic energy scale is of the same order as the  $\phi^2$  model [5], this conclusion persists.

#### IV. SUMMARY

In this paper, we first present four notes on calculations of the primordial power spectrum of perturbations produced during inflation. 1st, to get the nearly scale free power spectrum of perturbation, it is unnecessary to

use the asymptotic behavior of the Hankel function as its argument goes to 0. 2nd, scale factor  $a$  is a better independent variable than  $\ln a$  in the numerical integrations of the Friedmann-Mukhanov equations. 3rd, the perturbation mode function  $u_k$  oscillates both at the initial and the end of inflation times. 4th, numerically, to implement the initial conditions of the perturbation equations consistently, we must let the universe experience a bigger number of e-foldings inflation than that required of it to solve the horizon, flatness and other pre-inflation problems.

We then explore effects from the existence of an upper bound on the number of e-foldings of inflation on the implementation of the initial conditions required of the perturbation mode function. When such an upper bound exists, the comoving horizon of the universe will have an upper bound also as we trace back to the origin of the universe. So perturbations at scales beyond this bound will keep out of the horizon regardless how early we trace back in the history of the universe. After assuming that such perturbations do not contribute to the angular power spectrum of CMBA, we find the observed exceptional lowness of the little  $l$  multi-poles of CMBA could be reproduced numerically, provided that the upper bound on the number of e-foldings of inflation takes the value estimated by T. Banks and W. Fishler.

#### Acknowledgments

We would like to thank professor M. Li for discussions.

- 
- [1] C. L. Bennett etc, *Astrophys. J. Suppl.* 148: 1, 2003.
  - [2] L. Verde etc, *Astrophys. J. Suppl.* 148: 195, 2003.
  - [3] E. D. Stewart and D. H. Lyth, *Phys. Lett. B*302: 171-175, 1993.
  - [4] V. F. Mukhanov, H. A. Feldman and R. H. Brandenberger, *Phys. Rep.* 215(1992)203.
  - [5] E. F. Bunn, A. R. Liddle and M. White, *Phys. Rev. D*54: R5917, 1996.
  - [6] D. S. Salopek, J. R. Bond and J.M.Bardeen, *Phys. Rev. D*40: 1753, 1989.
  - [7] J. Adams, B. Cresswell and R. Easther, *Phys. Rev. D*64: 123514, 2001.
  - [8] D. H. Huang, W. B. Lin, X.M. Zhang, *Phys. Rev. D*62: 087302, 2000.
  - [9] W. H. Press, S. A. Teukolsky etc, *Numerical Recipes in C*, Secod Edition(Cambrige University Press, Cambrige, 1992).
  - [10] T. Banks and W. Fischler (2004) [*astro-ph/0307459*]