

On the influence of relativistic effects on X-ray variability of accreting black holes

Piotr T. Życki^{1*} and Andrzej Niedźwiecki²

¹*Nicolaus Copernicus Astronomical Center, Bartycka 18, 00-716 Warsaw, Poland*

²*Łódź University, Department of Physics, Pomorska 149/153, 90-236 Łódź, Poland*

17 September 2004

ABSTRACT

X-rays produced by compact flares co-rotating with a Keplerian accretion disc are modulated in time by Doppler effects. We improve on previous calculations of these effects by considering recent models of intrinsic X-ray variability, and compute the expected strength of the relativistic signal in current data of Seyfert galaxies and black hole binaries. Such signals could clearly be seen in, for example, recent *XMM-Newton* data from MCG–6-30-15, if indeed the X-rays were produced by co-rotating flares concentrated toward the inner disc edge around an extreme Kerr black hole. Lack of the signal in the data collected so far gives support to models, where the X-ray sources does not follow Keplerian orbits close to the black hole.

Key words: accretion, accretion disc – relativity – binaries: close – galaxies: active – X-rays: binaries – X-rays: individual: MCG–6-30-15

1 INTRODUCTION

Matter accreting onto compact objects (black holes, neutron stars) can be accelerated to relativistic velocities. The best observational evidences of such velocities come from distortions of spectral features due to Doppler energy shifts. One of the best evidences for relativistic motion in accreting black holes (both in Active Galactic Nuclei, AGN, and black hole binaries, BHB), are the broad $K\alpha$ lines of Fe near 6.5 keV (review in Reynolds & Nowak 2003). These can be explained by Doppler and gravitational energy shifts, from Keplerian motion of the emitting plasma, deep in the gravitational potential wells of the central objects.

Spectral distortions are not the only effect of relativistic motions of sources of radiation. The observed flux should be modulated in time, corresponding to periodic Doppler enhancement and reduction as the source revolves around the central body. The primary emission will be modulated, if its source also participates in the rapid Keplerian motion. We can thus expect periodic time modulation of X-ray emission from accreting compact objects in those spectral states, when the emission is coming from magnetic flares. This applies to, for example, BHB in soft states. Generally, such time modulation should be observed from sources showing broad Fe lines, again, under the assumption that the primary emission originates in magnetic flares rotating with the disc, rather than, e.g., a base of a jet. The presence of a magneti-

cally driven active corona is naturally expected from evolution of magnetic field inside an accretion disc (e.g. Galeev, Rosner & Vaiana 1979), and it is in fact supported by recent magnetohydrodynamical simulations (Turner 2004).

The purpose of this paper is to estimate the strength of the modulation in X-ray power density spectra (PDS) from accreting black holes. First computations of the appearance of a source orbiting a black hole were performed by Cunningham & Bardeen (1972) and Bardeen & Cunningham (1973). The influence of relativistic effects on time variability of accreting black holes was estimated by Abramowicz et al. (1991) and subsequent papers, e.g., Bao (1992), Bao & Ostgaard (1995). They assumed a collection of uncorrelated emitting hot spots, so the variability came in part from the emergence and disappearance of the hot spots, and in part from the relativistic effects. We are more specific in our approach as to the form of the intrinsic (i.e. before the relativistic effects) variability.

We assume that the basic form of variability PDS is realized *without* the relativistic effects (we use the flare avalanche model of Poutanen & Fabian 1999; see below). The latter give additional observable results. The motivation for formulating the basic model without relativistic effects is that the observed PDS has the basic form of (at least approximately) a doubly broken power law for many kinds and spectral states of accreting compact objects. This includes both the low/hard and high/soft states of black hole X-ray binaries, where the accretion flow geometries seems to be quite different, yet the power spectra are similar, at

* e-mail: ptz@camk.edu.pl

least in their high-frequency parts (reviews in Done 2002, Zdziarski & Gierliński 2004). The X-ray power spectra of Seyfert galaxies have the same form, with break frequencies roughly scaling with central mass (Czerny et al. 2001; Markowitz et al. 2003). Also, the time scales of broad band X-ray variability in accreting compact systems are much longer than the Keplerian time scales of the inner accretion disk, so other mechanisms of generating the variability must operate. We note that Miniutti & Fabian (2004) attribute much of the complex X-ray variability of MCG-6-30-15 specifically to Doppler and light bending effects from close to the central black hole. At the same time, Vaughan, Fabian & Nandra (2003) noticed similarity of power spectra, time lags and coherence function between MCG-6-30-15 and Cyg X-1, with a simple scaling with the black hole mass.

However, even though the basic variability model does not seem to require relativistic effects, these effects are quite clear in energy spectra of many sources. In extreme cases, fits to the data indicate that the emission must come from well within $6R_g$, the marginally stable orbit in Schwarzschild metric. This is claimed to be the case for Seyfert 1 galaxy MCG-6-30-15 (Fabian et al. 2002), black hole binaries GX 339-4 (Miller et al. 2004) and XTE J1650-500 (Miller et al. 2002), where the estimated inner radii are $\approx 2-3R_g$. In addition, the radial emissivity of the line seems to be strongly peaked toward the inner radius. Thus, the relativistic effects should contribute to the variability characteristics, for example, the power spectra.

We adopt the flare avalanche variability model of Poutanen & Fabian (1999; hereafter PF99), and assign radial locations to the flares. We implement the relativistic effects in extreme Kerr metric ($a = 0.998$), and compute the modulation in the observed X-ray light curves due to relativistic effects, as a function of inner disc radius and inclination angle. We compute the PDS, and demonstrate that for the extreme cases of inner radius being close to the marginally stable orbit ($R_{ms} = 1.23R_g$), the signal should be observed in current high quality XMM data.

2 THE MODEL

2.1 Variability model and energy spectra

The model is very similar to that used by Życki (2002), and it is based on the variability model of PF99. The X-ray emission is assumed to be produced in active region filled in with hot plasma, related to, e.g., magnetic activity in accretion disc corona. An active region produces a flare of radiation by inverse-Compton upscattering of soft photons from the accretion disc. The soft photons, in turn, come mostly from reprocessing of the hard X-rays. The spectrum of emitted radiation evolves in time during the flare, from softer to a rather hard one close to the flare peak. This evolution can be caused by, e.g., rising the active region above the disc during the flare. The flares are correlated to produce longer “avalanches”, which help explaining the f^{-1} part of the power spectrum (see PF99 for a detailed description). Compared to the original formulation of PF99 we modified the shape of the heating function, $l_h(t)$ (where $l \equiv (L/R_{\text{flare}})(\sigma_T/m_e c^3)$ is the compactness parameter). It is assumed to be a double exponential function with the

rise time much longer than the decay time, $t_r \gg t_d$, based on the auto- and cross-correlation analysis by Maccarone, Coppi & Poutanen (2000). The rise time scales of the flares are distributed between t_{\min} and t_{\max} with the distribution $P(t) \propto t^{-p}$ (see PF99). The cooling of the hot plasma is by soft disc photons from reprocessed X-rays, $l_s(t) \equiv l_h(t)D(t)$, and the feedback function, $D(t)$, is defined as in PF99.

We note that the model of PF99 was originally formulated for hard/low state of BHB, where the PDS has the characteristic shape of a doubly broken power law. Power spectra in the soft state have somewhat different form, since the low frequency break (from f^0 to f^{-1}) is not observed (Cyg X-1, Churazov, Gilfanov & Revnivtsev 2001; NGC 4051 M^cHardy et al. 2004), at least down to frequency $\approx 10^{-5} \times f_{h,br}$, where $f_{h,br}$ is the high break frequency. Also, the shape of the break in the soft state PDS is more gradual than in hard state. However, these differences do not affect our reasoning and computations, because the considered effects appear on the f^{-2} part of PDS, i.e. past the high-frequency break. This part of PDS is formed by superposition of Fourier transforms of individual flare profiles, and as such, depends on properties of individual flares and distribution of their life times. We also note that in the extreme soft state of Cyg X-1 the rollover frequency seems to be similar to that in the hard state (fig. 4 in Zdziarski & Gierliński 2004), i.e. there seems to be *no* difference in the PDS extent between the hard and soft states in Cyg X-1.

Flares are assumed to follow Keplerian orbits, starting from a randomly selected azimuthal location, so that the primary emission is modulated by the relativistic and kinematic effects. The vertical velocity of a rising plasma region (PF99), v_z , is usually much smaller than the Keplerian velocity,

$$\frac{v_z}{v_\phi} = \frac{H}{R} \frac{1}{\Omega_K \tau_H}, \quad (1)$$

(where H is the height above the disc of the point of flare’s maximum luminosity) since $H/R \ll 1$. Therefore we neglect the vertical motion while computing the Doppler effects. For the purpose of computing the relativistic effects we assume that the emission comes from the equatorial plane.

Crucial model assumption is the radial distribution of flares. A steep centrally peaked distribution obviously enhances the importance of relativistic effects, while a flatter distribution makes those effects less important. We assume here that the flares are distributed in such a way that the energy emitted in X-rays follows the prescription for gravitational energy release in extreme Kerr metric, $Q(r)$ (see, e.g., Krolik 1999, p. 152). The steep emissivity is also motivated by the results of fitting the observed profile of the Fe K α line, which in some cases indicate very steep and centrally peaked emissivity (Fabian et al. 2002; Miller et al. 2002, 2004). The above assumption of emissivity is an important change compared to our previous model (Życki 2002). There the assumption was made that the radial location of a flare is related to its time scale, $r \propto \tau_H^{2/3}$ derived from $\tau_H \propto \Omega_K^{-1}$. This however leads to contradictions with observations, since, with all the assumptions of the original model of PF99, the longer flares emit more energy than the short ones, yet they are located farther away from the center (see Życki 2002 for detailed discussion). Therefore, in the present model there is no relation between the flare time scale and its

location. Radial position of a spontaneous flare is generated from probability distribution $P(r) \propto rQ(r)$ (corresponding to energy dissipation per ring), and all the flares stimulated by a given spontaneous flares are located at the same radius.

At each moment of time the energy spectrum is computed. We approximate the Comptonization spectrum as a sum of a power law with exponential cutoff and the Wien spectrum, following Zdziarski (1985 and references therein). The spectral slope and electron temperature are computed using formulae of Beloborodov (1999a,b). The reprocessed component is not computed. The Comptonized spectrum, N_{em} , is normalized to l_{h} .

2.2 Effects of photon propagation in Kerr metric

We consider a Kerr black hole characterized by its mass, M , and angular momentum, J . We use the Boyer-Lindquist coordinate system (t, R, θ, ϕ) . The following dimensionless parameters are used below

$$r = \frac{R}{R_g}, \quad \hat{t} = \frac{ct}{R_g}, \quad a = \frac{J}{cR_g M}, \quad \Omega = \frac{d\phi}{dt},$$

where $R_g = GM/c^2$ is the gravitational radius. We assume the highest expected value of the spin parameter, $a = 0.998$ (Thorne 1974).

We find the photon number flux observed from a source located at r_{em} , $N_{\text{obs}}(r_{\text{em}})$, by integrating the photon number flux in the source rest frame, N_{em} , over all initial directions for which photons reach the observer, and correcting the photon emission rate by the time dilation factor, $d\tau/dt$, where $d\tau$ and dt are time intervals measured in the rest frame and at infinity, respectively (see, e.g., Bardeen 1973).

All the photon propagation effects in our model are treated by the transfer function, \mathcal{T} , defined by

$$N_{\text{obs}}(E, t, i, r_{\text{em}}) = \int \mathcal{T}(r_{\text{em}}, i, g, \Delta t) N_{\text{em}}(E/g, t - \Delta t) \frac{d\tau}{dt} dg, \quad (2)$$

where i is the inclination angle, Δt is time interval between emission and detection of a given bunch of photons, $\Delta t = \Delta \hat{t} R_g / c$, and g is the shift of photon energy, $g = E_{\text{obs}}/E_{\text{em}}$. Note that the transfer function is independent of M . The only dependence on the black hole mass occurs in physical scaling of photon travel time and disc area. Then, total observed spectrum is given by

$$N_{\text{tot}}(E, t, i) = \left(\frac{R_g}{D}\right)^2 \int_{r_{\text{in}}}^{r_{\text{out}}} N_{\text{obs}}(E, t, i, r) Q(r) 2\pi r dr, \quad (3)$$

where function $Q(r)$ gives the radial distribution of the emission, r_{in} and r_{out} are the inner and outer radius of emitting region (r_{out} is fixed at $100R_g$) and D is the distance to the source.

We construct the transfer functions following a Monte Carlo method described in detail in Gierliński, Maciolek-Niedźwiecki & Ebisawa (2001). However, Gierliński et al. (2001) consider time-averaged emission, while our model treats time-dependent spectra. Therefore, we extend the procedure to include additional information on the time of photon propagation, as follows.

A large number of photons are emitted from a point source on a Keplerian orbit in the equatorial plane. The angular velocity of the source with respect to the distant observer

$$\Omega_K = \frac{1}{r^{3/2} + a}. \quad (4)$$

We assume that the source is isotropic and then initial directions of photons are generated from the distribution uniform in both ϕ_{em} and $\cos \theta_{\text{em}}$, where θ_{em} is a polar angle between the photon initial direction and the normal to the equatorial plane and ϕ_{em} is the azimuthal angle, in the equatorial plane, with respect to the r -direction. Solving equations of photon motion, as described below, we find the energy shift, inclination and arrival time, $(g, i, \Delta \hat{t})$.

Each element of the transfer function, $\mathcal{T}(r, i, g, \Delta \hat{t})$, is computed by summing all photon trajectories emitted from r for all angles $(\phi_{\text{em}}, \theta_{\text{em}})$ for which required $(g, i, \Delta \hat{t})$ are obtained.

The travel time and the change of azimuthal angle of a photon emitted at a distance r from the equatorial plane are given by (e.g. Misner, Thorne & Wheeler 1973)

$$\Delta \phi_{\text{ph}} = \int_{\pi/2}^i \frac{\lambda - a \sin^2 \theta}{\Theta^{1/2} \sin^2 \theta} d\theta + \int_r^D \frac{a(r^2 + a^2 - \lambda a)}{\Delta \Re^{1/2}} dr, \quad (5)$$

$$\Delta \hat{t}_{\text{ph}} = \int_{\pi/2}^i \frac{a(\lambda - a \sin^2 \theta)}{\Theta^{1/2}} d\theta + \int_r^D \frac{(r^2 + a^2)(r^2 + a^2 - \lambda a)}{\Delta \Re^{1/2}} dr, \quad (6)$$

where \Re and Θ are radial and polar effective potentials, respectively,

$$\begin{aligned} \Re(r) &= (r^2 + a^2 - \lambda a)^2 - \Delta [\xi^2 + (\lambda - a)^2], \\ \Theta(\theta) &= \xi^2 + \cos^2 \theta (a^2 - \lambda^2 / \sin^2 \theta), \end{aligned} \quad (7)$$

ξ and λ are photon constants of motion, related to the emission angles by

$$\begin{aligned} \lambda &= \frac{\sin \theta_{\text{em}} \sin \phi_{\text{em}} + V}{(r^2 \Delta^{1/2} + 2arV)/A + \Omega_K \sin \theta_{\text{em}} \sin \phi_{\text{em}}}, \\ \xi &= \left(\frac{A}{\Delta}\right)^{1/2} (1 - V^2)^{-1/2} (1 - \lambda \Omega_K) \cos \theta_{\text{em}}, \end{aligned} \quad (8)$$

$$\Delta = r^2 - 2r + a^2 \quad (9)$$

$$A = (r^2 + a^2)^2 - a^2 \Delta \quad (10)$$

$$V = (\Omega_K - 2ar/A) \frac{A}{r^2 \Delta^{1/2}}, \quad (11)$$

and the angle, i , at which the photon is observed far from the source is determined by the integral equation of motion

$$\int_r^D \Re^{-1/2} dr = \int_{\pi/2}^i \Theta^{-1/2} d\theta. \quad (12)$$

The shift of energy is given by

$$g = r \left(\frac{\Delta}{A}\right)^{1/2} \frac{(1 - V^2)^{1/2}}{1 - \Omega_K \lambda}. \quad (13)$$

A photon with trajectory characterized by $\Delta \phi_{\text{ph}}$ must be emitted when the source is located at $\phi_s = \phi_{\text{obs}} - \Delta \phi_{\text{ph}}$ to reach the observer whose azimuthal angle is ϕ_{obs} . Then, taking into account $\phi_s(t) = \phi_0 + \Omega_K t$, where ϕ_0 is a random initial location, we find the arrival time of the photon $\Delta \hat{t} =$

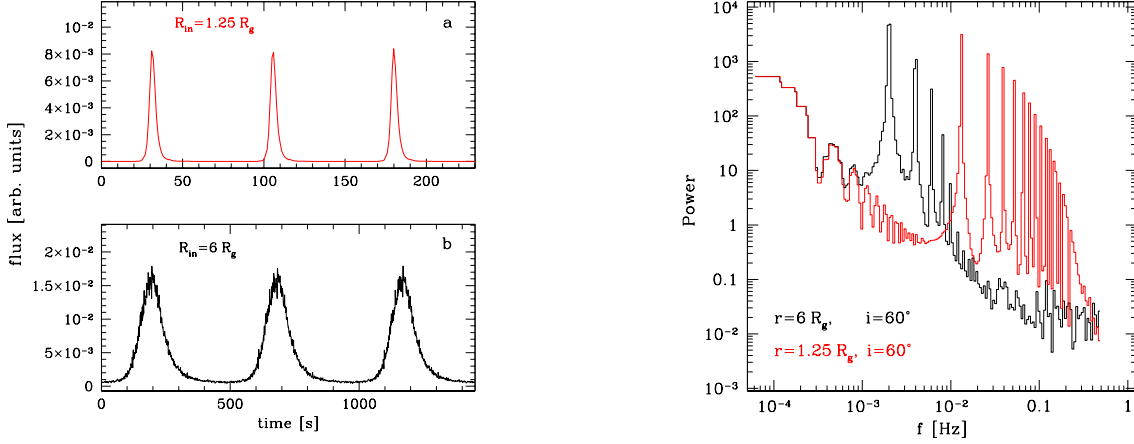


Figure 1. Light curves and power spectra from an intrinsically constant signal, modulated by relativistic effects in Kerr metric with $a = 0.998$. Emission radius $1.25 R_g$ (a), and $6 R_g$ (b), disk inclination 60° . Black hole mass is $10^6 M_\odot$.

$\Delta \hat{t}_{\text{ph}} - \Delta \phi_{\text{ph}} / \Omega_K$ for $\Delta \phi_{\text{ph}} < 0$ and $\Delta \hat{t} = \Delta \hat{t}_{\text{ph}} - (2\pi - \Delta \phi_{\text{ph}}) / \Omega_K$ for $\Delta \phi_{\text{ph}} > 0$.

The time dilation factor is given by

$$\frac{d\tau}{dt} = r \left(\frac{\Delta}{A} \right)^{1/2} (1 - V^2)^{1/2}. \quad (14)$$

The transfer function for a given radius is normalized to the total number of emitted photons. This means that it includes the effect of photon capture by the black hole/accretion disc. This effect suppresses the emission from close to the black hole reaching a distant observer.

Our transfer function is not ideally smooth when plotted, for example, as a function of $\Delta \phi_{\text{ph}}$ for a given radius, which is a consequence of finite statistics in the Monte Carlo method. This is apparent in some cases, at highest frequencies of PDS.

The sequence of spectra created by the above procedure is subject to standard analysis in the time and Fourier domains (see e.g. van der Klis 1995; Nowak et al. 1999; Poutanen 2001). The power spectra are computed from light curve at 3 keV.

All computations are done assuming the central black hole mass $M = 10^6 M_\odot$. The parameters of intrinsic variability model are assumed to follow a simple scaling with the black hole mass. That is, their values are adopted as for Cyg X-1 and then scaled by a factor of 10^5 .

3 RESULTS

The observed flux of radiation from a flare co-rotating with the disc is periodically modulated. Main contribution to the modulations comes from the Doppler boost: the intensity is modulated as the observed energy of photons varies with their point of emission, so that the invariant I_ν / ν^3 is constant. Additional effect comes from the spectral shape: since $N_{\text{obs}}(E)$ contains contributions from $N_{\text{em}}(E/g) \propto g^\Gamma E^{-\Gamma}$ (where $\Gamma \sim 1.7$ is the photon spectral index), this enhances the Doppler modulation. Finally, there is also periodic modulation due to varying $\Delta \hat{t}_{\text{ph}}$, which is influencing the times/rate of arrival of photons.

In order to demonstrate the magnitude of the modulation, we plot in Fig. 1 the light curves and power spectra from an intrinsically constant signal emitted at $1.25 R_g$ and $6 R_g$, and observed at $i = 60^\circ$. The modulation is very strong and non-sinusoidal. For $R_{\text{em}} = 1.25 R_g$ its amplitude is $\approx 2 \times 10^3$. The non-sinusoidal shape of the modulation means that the PDS contains strong harmonics – peaks at multiples of the fundamental frequency, $f_0 = T_{\text{orb}}^{-1} = (2\pi / \Omega_K)^{-1}$. The case of $R_{\text{em}} = 6 R_g$ is qualitatively similar, with the fundamental frequency smaller by factor $\Omega_K(6 R_g) / \Omega_K(1.25 R_g) \approx 6.5$. The underlying PDS continuum is approximately a power law $P(f) \propto f^{-2}$, which is a power spectrum of a constant signal for $t > 0$.

Our main results are presented in Fig. 2. The underlying PDS breaks from $\propto f^{-1}$ to $\propto f^{-2}$ at $f_{\text{br}} \approx 10^{-5}$ Hz (for $10^6 M_\odot$ black hole). Superimposed on this continuum is a strong signal from relativistic modulation. The signal is far from quasi-periodic, both because of the assumed range of radii where the flares are located, and because of the strong harmonic content. For $R_{\text{in}} = 6 R_g$ the orbital frequency at the inner radius can actually be seen in the PDS, together with two of the higher harmonics. The feature drops sharply at $f = T_{\text{orb}}^{-1}(R_{\text{in}}) \approx 2 \times 10^{-3}$ Hz, while its slope at low f side is related to the radial distribution of the flares (see Abramowicz et al. 1991). For $R_{\text{in}} = 1.25 R_g$ the relativistic signal in PDS is quite broad, and the frequency $\Omega_K(r = R_{\text{in}})$ is not evident there. The main reason for this is again the strong harmonic content, but there are some additional factors. Firstly, the energy dissipation rate dependence on radius, $Q(r)$, goes to zero at $r = R_{\text{ms}} \approx R_{\text{in}}$. Secondly, both the correction for time units, eq. 14, and the fraction of photons escaping to infinity are functions of radius, strongly suppressing the emission from small radii. All these combine to produce the luminosity received from a given radius, $L(r)$, which is peaked at somewhat larger radius than R_{in} (the peak is at $\approx 2 R_g$). Also, the radial function $L(r)$ is somewhat flatter than r^{-3} .

There is a larger spread in the overall PDS normalization for $R_{\text{in}} = 1.25 R_g$ than for $R_{\text{in}} = 6 R_g$. This is most likely caused by smaller fraction of flares (thus larger dis-

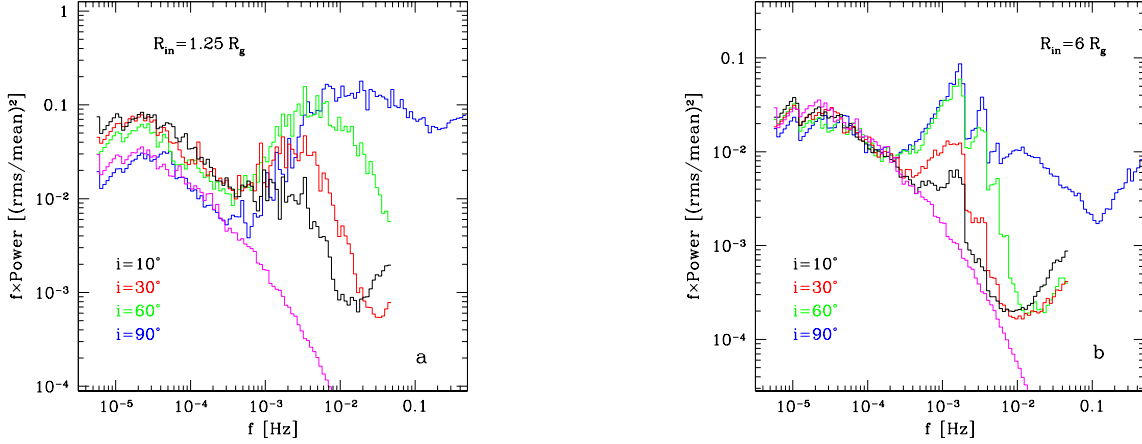


Figure 2. Power density spectra from the flare model, with X-ray flare emission modulated by relativistic effects, mainly the Doppler effect from Keplerian motion of the flares, in a Kerr metric with $a = 0.998$. The flares are concentrated toward the inner disc radius, R_{in} (see text), with $R_{\text{in}} = 1.25 R_g$ (a), and $R_{\text{in}} = 6 R_g$ (b). Results for a range of inclination angle, i , are plotted. The PDS for $i = 90^\circ$ is combined from two: one from a light curve with $t_{\text{bin}} = 10$ s, the other with $t_{\text{bin}} = 1$ s. The thin magenta histograms in both panels show the PDS without the relativistic effects. Black hole mass is $10^6 M_\odot$. For a BHB system with $10 M_\odot$ the additional signal appears above 100 Hz.

person) contributing to the observed emission for smaller radius. The reason is again that the flares are emitted according to the local energy dissipation rate, $Q(r)$, while in the observed emission the contribution from smallest radii is relatively suppressed.

In the considered frequency range, $10^{-5} < f < 0.05$ Hz, the integrated r.m.s. is ≈ 0.09 without the relativistic effects. The additional integrated signal contribution to r.m.s. depends, obviously, on R_{in} and i . For $R_{\text{in}} = 1.25 R_g$ it is 0.03–0.40 (see Fig. 2); specifically, it is ≈ 0.06 for $i = 30^\circ$. For $R_{\text{in}} = 6 R_g$ the additional variability r.m.s. is in the range 5×10^{-3} –0.11.

For the assumed mass of $10^6 M_\odot$, the additional signal appears between 10^{-3} and 10^{-2} Hz, i.e. on timescales of hundreds of seconds. This would correspond to $f > 100$ Hz for a BHB with $10 M_\odot$.

4 DISCUSSION

We have computed timing signatures of relativistic effects on primary Comptonized emission from accreting black holes. Assuming that the basic form of variability PDS is a result of a flare avalanche model of PF99, we have estimated the position and strength of the additional signal in PDS, due to periodic modulation of intensity from the Doppler and other effects. We now discuss briefly the applicability of our results to current data of Seyfert galaxies and black hole binary systems.

4.1 Comparison with data of MCG–6-30-15

The broad Fe K α line profile in MCG–6-30-15 apparently requires X-ray reprocessing to take place very close to the horizon of a rapidly rotating black hole (e.g. Fabian et al. 2002 and references therein). If the sources of primary emission participate in the Keplerian emission, this would pro-

duce very clear timing signatures. In order to see whether they would be observable in current data, we simulate a light curve corresponding to the recent *XMM-Newton* observations described by Vaughan et al. (2003). The model light curve, $F(t)$, is scaled to a given mean value, μ . “Observed” light curve is then formed by drawing a number of counts in each time bin from Poisson distribution of mean $F(t_n)$, where $t_n = n \times t_{\text{bin}}$, $n = 1, 2, \dots, N$. Thus simulated light curve contains the effect of Poisson noise. The time bin is $t_{\text{bin}} = 10$ s, total duration of the light curve is $\approx 10^5$ s, while the mean value, $\mu = 20$ cts/s, all as in actual observations (see fig. 1 in Vaughan et al. 2003). Fig. 3 shows the resulting PDS with the Poisson noise level subtracted, together with a best fit power law plus Lorentzian model. Plotted are also three sets of fit residuals: from the above power law plus Lorentzian model, from a broken power law model and the simple power law model. The last set of residuals show clear systematic deviation around $\approx 5 \times 10^{-3}$ Hz, demonstrating the significance of the additional component in PDS. The description of the additional component is not unique, though. The broken power law model gives a fit of the same quality as the power law plus a Lorentzian model in the considered frequency band ($10^{-5} < f < 0.05$ Hz), both significantly better than the simple power law model. Parameters of the broken power law model are $\alpha_1 \approx 0.76$, $f_{\text{br}} \approx 4.4 \times 10^{-3}$ Hz and $\alpha_2 \approx 2.8$, while the power law slope in the power law plus Lorentzian model is ≈ 1.8 ($P(f) \propto f^{-\alpha}$). The fits are formally not acceptable ($\chi^2 = 257/63$ bins), because of rather large scatter in the data, but they do show significant improvement over the simple model. We have checked that similarly significant difference between the two model fits to the PDS with relativistic effects is maintained, even if the mean source count rate is 4 times lower. Thus, the signal from relativistic modulation, if present, would be observable, in current data. The signal is, however, not observed (see fig. 4 and fig. 5 in Vaughan et al. 2003). The lack of the signal rules out models of rotating flares, related

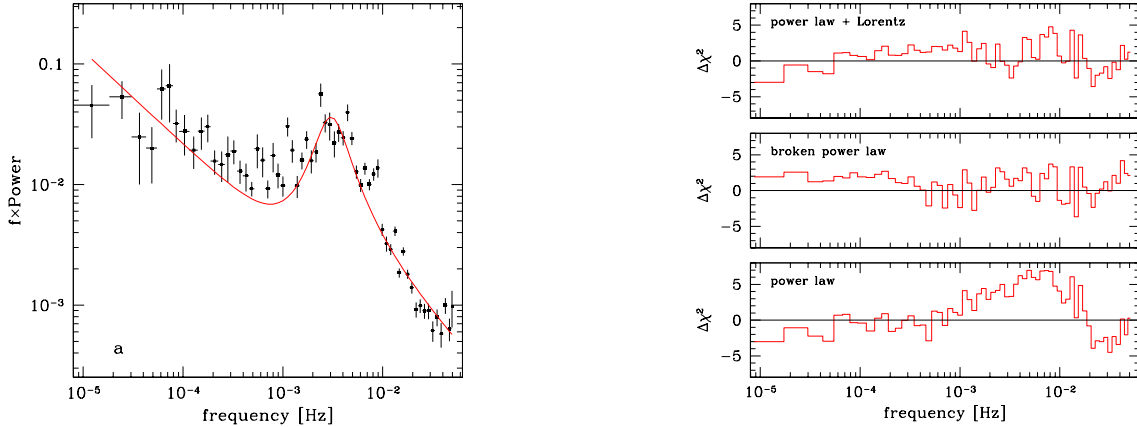


Figure 3. The relativistic signal would be easily seen in PDS from high quality *XMM-Newton* data of MCG-6-30-15. The model light curve for $R_{\text{in}} = 1.25 R_g$ and $i = 30^\circ$ (see Fig. 2a) was used to generate a light curve of quality corresponding to the observations of Vaughan et al. (2003). Total length of the light curve is $\approx 4 \times 10^5$ s, the mean count rate is 20 cts/s, and the time bin is 10 sec. Panel (a) shows the resulting PDS with Poisson level subtracted, and with a best fit power law plus a Lorentzian model. The right panels show the data-model residuals. The additional signal in PDS is highly significant, although its detailed description is not unique. Comparison with fig. 4 and fig. 5 from Vaughan et al. (2003) rules out the model of co-rotating X-ray source in this Seyfert galaxy.

to, e.g., magnetic activity in the disc, producing the X-rays. The other possibility is a base of a jet, as considered by, e.g., Henri & Pelletier (1991).

4.2 Black hole binaries/other objects

Two BHB were reported to have very broad Fe K α lines in their *XMM-Newton* spectra: GX 339-4 (Miller et al. 2004) and GRO J1650-500 (Miller et al. 2002). The inner disc radius inferred from the fits to the line profiles are $2-3R_g$, similar to that in MCG-6-30-15. Thus, in principle, high-frequency PDS should contain the signal due to relativistic modulation. However, as is well known, stellar-mass black hole systems are less suitable to investigating short time-scale variability than AGN: even though their X-ray fluxes are $\sim 10^3$ times higher than from AGN, the required time-scales are 10^5-10^7 times shorter. Our simulations indicate that it would be rather difficult to detect the additional signal above 100 Hz. On the other hand, high-frequency quasi-periodic oscillations (QPO) are observed in power spectra of X-ray binaries. Some of those QPO are located at high frequencies, $f > 100$ Hz, i.e. in a region where the signal from relativistic modulations might appear. It is rather uncertain, however, how this mechanism might explain the observations: it would require modulation from a narrow ring, and suppression of the harmonics, in order to produce a narrow QPO feature.

5 CONCLUSION

Keplerian motion of sources of X-ray radiation in accreting black holes gives a very strong signature in power spectra, if the sources are located close to the center. Such signal, if present, would be observed in recent high quality data, for example the *XMM-Newton* data from the Seyfert 1 galaxy MCG-6-30-15. Lack of the signal in those data supports

models assuming that the X-ray source is related to a structure not participating in the Keplerian motion, e.g., a base of a jet.

ACKNOWLEDGMENTS

We thank Chris Done and Kris Beckwith for discussions on relativistic effects. This work was partly supported by grants no. 2P03D01225 and PBZ-KBN-054/P03/2001 from the Polish State Committee for Scientific Research (KBN).

REFERENCES

- Abramowicz M. A., Bao G., Lanza A., Zhang X.-H., 1991, *A&A*, 245, 454
- Bao G., 1992, *A&A*, 257, 594
- Bao G., Ostgaard E., 1995, *ApJ*, 443, 54
- Bardeen J. M., 1973, in DeWitt C., DeWitt B. S., eds, *Black Holes*, Gordon and Breach, New York, p. 215
- Bardeen J. M., Cunningham C. T., 1973, *ApJ*, 183, 237
- Beloborodov A. M., 1999a, *ApJ*, 510, L123
- Beloborodov A. M., 1999b, in Poutanen J., Svensson R. eds, *ASP Conf. Ser. 161, High Energy Processes in Accreting Black Holes*, 295, (astro-ph/9901108)
- Churazov E., Gilfanov M., & Revnivtsev M., 2001, *MNRAS*, 321, 759
- Cunningham C. T., Bardeen J. M., 1972, *ApJ*, 173, L137
- Czerny B., Niłojajuk M., Piasecki M., Kuraszkiewicz J., 2001, *MNRAS*, 325, 865
- Done C., 2002, *Philosophical Transactions of the Royal Society*, 360, 1967 (astro-ph/0203246)
- Fabian A. C. et al., 2002, *MNRAS*, 335, L1
- Galeev A. A., Rosner R., Vaiana G. S., 1979, *ApJ*, 229, 318
- Gierliński M., Maciołek-Niedźwiecki A., Ebisawa K., 2001, *MNRAS*, 325, 1253
- Henri G., Pelletier G., 1991, *ApJ*, 383, L7
- Krolik J. H., 1999, *Active Galactic Nuclei*, Princeton University Press, Princeton

- Maccarone T. J., Coppi P. S., Poutanen J., 2000, *ApJ*, 537, L107
- Markowitz A., et al., 2003, *ApJ*, 593, 96
- McHardy I. M., Papadakis I. E., Uttley P., Page M. J., Mason K. O., 2004, 348, 783
- Miller, J. M. et al., 2002, *ApJ*, 570, L69
- Miller, J. M. et al., 2004, *ApJ*, 606, L13
- Miniutti G., Fabian A. C., 2004, *MNRAS*, 349, 1435
- Misner C. W., Thorne K. S., Wheeler J. A., 1973, *Gravitation*, W. H. Freeman and Company, San Francisco
- Nowak M. A., Wilms J., Vaughan B. A., Dove J. B., Begelman M. C., 1999, *ApJ*, 515, 726
- Poutanen J., 2001, *AdSpR*, 28, 267 (astro-ph/0102325)
- Poutanen J., Fabian A. C., 1999, *MNRAS*, 306, L31 (PF99)
- Reynolds C. S., Nowak M. A., 2003, *Physics Reports*, 377, 389
- Thorne K. S., 1974, *ApJ*, 191, 507
- Turner N. J., 2004, *ApJ*, 605, L45
- van der Klis M., 1995, in Lewin W. H. G., van Paradijs J., van den Heuvel E. P. J., eds, *X-ray binaries*, Cambridge Univ. Pres, Cambridge, p. 252
- Vaughan S., Fabian A. C., Nandra K., 2003, *MNRAS*, 339, 1237
- Zdziarski A. A., 1985, *ApJ*, 289, 514
- Zdziarski A. A., Gierliński M., 2004, in *Stellar mass, intermediate mass and supermassive black holes*, in press
- Życki P. T., 2002, *MNRAS*, 333, 800