

The Luminous Erupting Dwarf Nova CV1 in the Dense Globular Cluster M15^{1,2}

Michael M. Shara

Department of Astrophysics, American Museum of Natural History, 79th St. and Central
Park West, New York, NY, 10024

mshara@amnh.org

Sasha Hinkley

Department of Astrophysics, American Museum of Natural History, 79th St. and Central
Park West, New York, NY, 10024

shinkley@amnh.org

David R. Zurek

Department of Astrophysics, American Museum of Natural History, 79th St. and Central
Park West, New York, NY, 10024

dzurek@amnh.org

Christian Knigge

Department of Physics and Astronomy, University of Southampton, Southampton SO17
1BJ, United Kingdom

¹Based on observations with the NASA/ESA *Hubble Space Telescope*, obtained from the Data Archive at the Space Telescope Science Institute, which is operated by the Association of Universities for Research in Astronomy, Inc., under NASA contract NAS5-26555.

²We acknowledge with thanks the variable star observations from the AAVSO International Database contributed by observers worldwide and used in this research.

– 2 –

christian@astro.soton.ac.uk

Received / Accepted

Received _____; accepted _____

Submitted to AJ

ABSTRACT

Despite decades-old predictions of the expected presence of dozens of cataclysmic variables in the cores of globular clusters, the number of irrefutable, out-bursting candidates is still barely a handful. Using multi-wavelength, multi-epoch HST images we have produced outburst and quiescence light curves for the recently discovered large amplitude variable CV1 in the core of the post core-collapse globular cluster M15. The light curves and blue colors show that the object is a bona fide dwarf nova, with absolute magnitude at maximum light rivaling that of the most luminous known dwarf novae.

Subject headings: Stars: dwarf novae, cataclysmic variables — globular clusters: individual (M15)

1. Introduction

The realization that X-ray binaries are 100-1000 times overabundant in Galactic globular clusters relative to the rest of the Milky Way (Clark 1975; Katz 1975) was crucial in understanding that intimate and tightly coupled relationships exist between stellar evolution and stellar dynamics. Among the predictions of this theory is the expectation that many white dwarf/red dwarf binaries should form via two-body tidal capture (Fabian et al. 1975) and/or three-body exchange captures (Hut 1983; Hut & Paczynski 1984). Some of these binary systems will be in very close orbits, such that the red dwarf fills its Roche lobe. This leads to the transfer of mass, via an accretion disk, from the red dwarf to the white dwarf component – in other words, to cataclysmic variables (CVs). Yet searches for the many dozens of expected erupting CVs have typically found zero to two dwarf novae in clusters searched from the ground (Shara et al. 1994; Ó Tuairisg et al. 2003) and with the Hubble Space Telescope (HST) (Shara et al. 1996; Knigge et al. 2002).

Recently, Chandra X-ray Observatory and HST observers claimed the detections of dozens of cataclysmic variable (CV) candidates in the cores of several globular clusters. These candidates are X-ray bright in Chandra observations (Grindlay et al. 2001) or UV-bright in HST observations (Knigge et al. 2002) and clustered in the cores of their host clusters. However, only zero or one of these UV or X-ray sources per cluster has yet exhibited the degree of variability (2 magnitude or larger outbursts) that originally led to labeling these variables as “cataclysmic.”

About half of all the CVs known in the solar neighborhood exhibit large amplitude outbursts — the Dwarf Novae. In the absence of spectroscopic confirmation (very challenging to obtain) and/or large amplitude outbursts, the X-ray and UV-bright CV candidates in globular clusters may remain just that: candidates, for the foreseeable future. It is thus important to fully substantiate every claim of large amplitude variability

in globular cluster stars. Only a few irrefutable, spectrographically confirmed CVs (e.g. Grindlay et al. (1995); Edmonds et al. (1999)), and cataclysmics confirmed by slitless far-UV spectroscopy (Knigge et al. 2003; Knigge 2004), (including 2 good candidates in Edmonds et al. (2003)) are known in globular clusters. A recent addition to this exclusive club of erupting CVs is the variable labelled V1 in the dense globular cluster M15 (Charles et al. 2002, hereafter C02).

M15 is one of the densest globular clusters in the Galaxy. It has probably undergone core collapse and almost certainly contains a significant amount of non-luminous matter in its core (Baumgardt et al. 2003). The cluster hosts the remarkable low mass X-ray binary (LMXB) 4U2127+119, whose optical counterpart (Aurière et al. 1984) is the eclipsing binary AC211 (Ilovaisky et al. 1987). M15 has been extensively imaged by HST, with which observers have discovered a sharp central density cusp (Guhathakurta et al. 1996), very blue stars and mass segregation in the core (De Marchi et al. 1996), Blue Stragglers (Yanny et al. 1994) and optically identified millisecond pulsars (Anderson et al. 1990)—all indicators of strong dynamical interactions. If confirmed as an erupting CV, the candidate dwarf nova (C02) would be one of the rarest of exotic globular cluster stars, and an object worthy of further, intensive study. In anticipation of our key result — that V1 really is an erupting dwarf nova — we will hereafter refer to it as CV1. This is to avoid confusion with the nomenclature used in the Sawyer-Hogg (1973) catalog of variables in globular clusters, recently updated by Clement et al. (2001). There is an entirely different variable star labeled V1 (in M15) in these catalogs.

2. The M15 Dataset

M15 has been imaged with the HST Wide Field Planetary Camera (WFPC2) during 6 epochs, during one epoch with the HST Faint Object Camera (FOC), two epochs using the

HST Space Telescope Imaging Spectrograph (STIS), and finally with the HST Advanced Camera for Surveys (ACS) for two epochs. The wide range of filters and long time base of the observations (a decade) are particularly useful in characterizing variable stars. We downloaded all available images of M15 from the HST archive, and summarize the dataset in Table 1 and Figure 1. The variable is seen in eruption in the 4th and 5th epochs (see Figure 2), and in quiescence (below our frame limits) in the 1st, 2nd, 3rd, 6th, 7th, 8th, 9th, and the 11th epochs. It is detected in the near UV in the 10th epoch, possibly in transition between eruption and quiescence. There is Planetary Camera ($0.044''/\text{pixel}$) coverage of CV1 in the 1st, 2nd, 4th and ninth epochs. The 5th and 6th epochs have only WF2 (hence lower resolution, $0.1''/\text{pixel}$) coverage. The 10th and 11th epochs were taken with ACS for our own survey for UV variables. Thumbnail images of the vicinity of CV1 in most of the filters used in each epoch are presented in Figure 1; the variable is indicated in each frame.

2.1. Photometry of the Dwarf Nova Candidate

All of the WFPC2, ACS, and FOC data were obtained from the STScI Data Archive while the STIS images were still in the proprietary stage. All images were subject to the normal STScI on-the-fly recalibration pipeline software. The individual WFPC2 images were combined using the “Montage2” routine contained within the stand-alone DAOphot package. These frames were run through DAOphot’s matching program “DAOmaster” to derive the subpixel frame-to-frame shifts and thereby register all images to the first image of the first epoch. These shifts were passed to Montage2, which produced a single, sky subtracted, high signal-to-noise image for each epoch and filter. A variability search was performed by blinking rapidly through groups of four of the eleven epochs to look for any subtle changes in the appearance of the stellar field. Dwarf novae should rise from invisibility to easily detectable in the timeframe defined by the observations. Brightening

from previously empty regions of the sky is easily seen. Aside from CV1 and the three other object mentioned in C02, no other DN-like behavior was observed.

Accurate measurement of the dwarf nova candidate’s brightness is nontrivial because it is crowded between two neighboring stars. We have found that the most accurate way to carry out photometry on CV1 is to use an aperture large enough to encompass CV1 and its two companions. We measured the summed brightness of the two companions in epoch 1 (when CV1 is invisible), and verified in subsequent epochs (with CV1 in quiescence) that these two stars do not vary. We subtracted off the brightness of these two companions in subsequent epochs. All of the results presented in this paper utilize aperture photometry while accounting for the varying platescales between instruments.

The long-term light curve of CV1 is shown in Figure 3. We have assumed a distance modulus to M15 of 15.0 (McNamara et al. 2004) and thereby transformed to the absolute magnitudes displayed in the Figure. The observations which use the ACS, FOC, and STIS instruments (with the F150LP, F165LP, F220W, F430W, and F28X50LP filters) are calibrated to the ST magnitude system, while the WFPC2 magnitudes are in the Vega system. Vega zeropoints are only available for the WFPC2 filters, and so the ACS, FOC and STIS photometry was left in the ST system. Reddening corrections have been imposed on the photometry using a reddening value for M15 of $E(B - V) = 0.09$ (Cox 2000). Using this value, the reddening corrections in the Figs. 3 and 5 were $A_{220} = 0.92$, $A_U = 0.41$, and $A_B = 0.36$ for the F220W, F336W, and F439W filters, respectively. Similar reddening corrections, appropriate for each band, were applied to the derived platelimits in Fig.

3. CV1 was fainter than the WFPC2 frame limit corresponding to absolute magnitude ~ 6.0 in each of the April 1994 and August 1994 images. The variable reached maximum brightness as seen in the F336W filter on 26 October 1994, at absolute magnitude +1.5. It was next imaged in December 1998 for seven consecutive days in multiple filters, when it

was also in eruption. We have assembled the photometry for every available image during this week in Figure 4. There are indications that the variable was dimming towards the end of this epoch. CV1 was below our detection threshold in the remaining epochs, except for a detection in the near UV with the F220W filter on ACS on 27 October 2003.

3. The Eruptions of CV1

Charles et al (2002) discovered CV1 in eruption in U band (F336W) HST PC images of October 1994 (seen in Figure 1 as epoch 4). They predicted that the object is blue, and suggested (since X-ray transients erupt only rarely) that CV1 is much more likely to be a dwarf nova than an X-ray transient.

The December 1998 images (epoch 5) all have CV1 on the (lower resolution) HST WF. CV1 is somewhat blended with its nearest neighbors, but careful measurement of the position of CV1 (see also Figure 2) shows that it is resolved and seen in eruption in F336W during the 1998 observations (contrary to the claim by C02). Comparison of the F336W and F439W images of CV1 in this epoch (Figure 1) clearly show that CV1 is very blue, with $U - B \sim -0.53$ as predicted by C02. The light curve (and peak eruption luminosity) of CV1 shown in Figures 3 and 4 are very similar to the typical eruption light curve and luminosity of the prototypical dwarf nova SS Cygni centered on Julian Date 24501226, shown in Figure 5. The $U - B$ color is also similar to that of SS Cyg (Hopp & Wolk 1984) in outburst. The apparently significant flickering seen in the F502N and the $H\alpha$ images (Figure 4) is often seen in erupting dwarf novae.

SS Cygni erupts, on average, every 40 days, and is brighter than minimum light for 16 days during this time (Szkody & Mattei 1984). It is nearly at maximum for 7 days, followed by a 7 day long decline to minimum. If CV1 is like SS Cygni then we should see it above

its minimum state $\sim 16/40 = 40\%$ of the time. In fact we detect CV1 in eruption or above minimum in 3 of 11 epochs, or 27% of the time — an entirely consistent result, given the small number statistics.

Finally, CV1 is faint but visible in the F220W images of epoch 10, at absolute magnitude 5.7, about 4.0 magnitudes fainter than in epochs 4 and 5 (ignoring color effects). If we assume a UV color ($F220W - U$) ~ -0.5 then CV1 is still 3.5 magnitudes fainter in epoch 10 than in epochs 4 and 5. We suggest that this is an intermediate state between the star’s quiescent and outburst states. This is because CV1 is NOT seen in the far-UV images (of epoch 11), which should be even more sensitive to UV-bright CVs than the near-UV imagery of epoch 10.

3.1. Is CV1 a Dwarf Nova?

The absolute magnitude of CV1 at maximum light, coupled with its very blue color, similarity in light curve to SS Cygni near maximum, detection in near UV but not in visible light near minimum, relative frequency of eruption (at least twice and possibly three times in eleven independent epochs) and amplitude of eruption (at least 4 and possibly more magnitudes) are all strongly supportive of CV1 being a dwarf nova.

While the case is not perfect (we do not have confirmatory spectra or a full light curve from quiescence to outburst and back again) it is very strong, and we fully concur with the characterization of C02 of CV1 as a dwarf nova.

We predict that an HST outburst spectrum of CV1 would show Balmer absorption lines, but both the crowding of CV1 in particular and the unpredictability of dwarf nova outbursts in general will make this a challenging observation (the S/N for the the $H\alpha$ imagery of epoch 5 is too low to test this prediction).

While M15 now appears to possess a dwarf nova, it remains the only one known in this dense, massive cluster. The two week duration search for dwarf novae in M15 by Ó Tuairisg et al. (2003) failed to detect any new candidates. The remarkable result that either zero, one or at most two erupting dwarf nova can be found in massive globular clusters seems to be holding true.

REFERENCES

- Anderson, S. B., Gorham, P. W., Kulkarni, S. R., Prince, T. A., & Wolszczan, A. 1990, *Nature*, 346, 42
- Aurière, M., Le Fevre, O., and Terzan, A. 1984 *A&A*, 138, 415
- Baumgardt, H., Hut, P., Makino, J., McMillan, S., and Portegies Zwart, S. 2003, *ApJ*, 582, L21
- Charles, P.A., Clarkson, W.I. and van Zyl, L. 2002, *New Astronomy*, 7, 21
- Clark, G. W. 1975, *ApJ*, 199, L143
- Clement, C. M., et al. 2001, *AJ*, 122, 2587
- Cox, A. N. (Editor) 2000, “Allen’s Astrophysical Quantities” (New York: Springer-Verlag)
- De Marchi, G., and Paresce, G. 1996, *ApJ*, 467, 658
- Edmonds, P.D., Grindlay, J.E., Cool, A., Cohn, H., Lugger, P., and Bailyn, C. 1999, *ApJ*, 516, 250
- Edmonds, P.D., Gilliland, R.L., Heinke, C.O., and Grindlay, J.E. 2003, *ApJ*, 596, 1197
- Fabian, A.C., Pringle, J. E., and Rees, M. J. 1975, *MNRAS*, 172, 15
- Grindlay, J. E., Cool, A. M., Callanan, P. J., Bailyn, C. D., Cohn, H. N., and Lugger, P. M. 1995, *ApJ*, 455, L47
- Grindlay, J. E., Heinke, C. O., Edmonds, P. D., and Murray, S. S. 2001, *Science*, 292, 2290
- Guhathakurta, P., Yanny, B., Schneider, D.P., and Bahcall, J.N. 1996, *AJ*, 111, 267
- Hopp, U., and Wolk, C. 1984, *Ap&SS*, 98, 237

- Hut, P. 1983, *AJ*, 88, 1549
- Hut, P., and Paczynski, B. 1984, *ApJ*, 284, 675
- Ilovaisky, S. A., Auriere, M., Chevalier, C., Koch-Miramond, L., Cordoni, J.-P., and Angebault, L. P 1987, *A&A*, 179, L1
- Katz, J. I. 1975, *Nature*, 253, 698
- Knigge, C., Zurek, D. R., Shara, M. M., & Long, K. S. 2002, *ApJ*, 579, 752
- Knigge, C., Zurek, D. R., Shara, M. M., Long, K. S., & Gilliland, R. L. 2003, *ApJ*, 599, 1320
- Knigge, C. 2004, *Modern Physics Letters A*, in press (astro-ph/0407054)
- McNamara, B.J., Harrison, T.E., and Baumgardt, H., 2004, *ApJ*, 602, 264
- Shara, M.M., Bergeron, L.E., and Moffat, A.F.J. 1994 *ApJ*, 429, 767
- Shara, M.M., Bergeron, L.E., Gilliland, R.L., Saha, A., and Petro, L. 1996 *ApJ*, 471, 804
- Szkody, P. & Mattei, J. A. 1984, *PASP*, 96, 988
- Ó Tuairisg, S., Butler, R.F., Shearer, A., Redfern, R.M., Butler, D., and Penny, A. 2003, *MNRAS*, 345, 960
- Warner, B. 1995, *Cambridge Astrophysics Series*, Vol. 28 “Cataclysmic Variable Stars” (Cambridge: Cambridge University Press)
- Yanny, B., Guhathakurta, P., Bahcall, J.N., and Schneider, D.P. 1994, *AJ*, 107, 1745




Fig. 1.— A matrix of HST images of the field of the candidate dwarf nova CV1 in M15. North and East are as indicated, and each postage stamp image is 1.24 arcsec on a side. The upper labels are the HST filter names. CV1 is indicated in each postage stamp image.

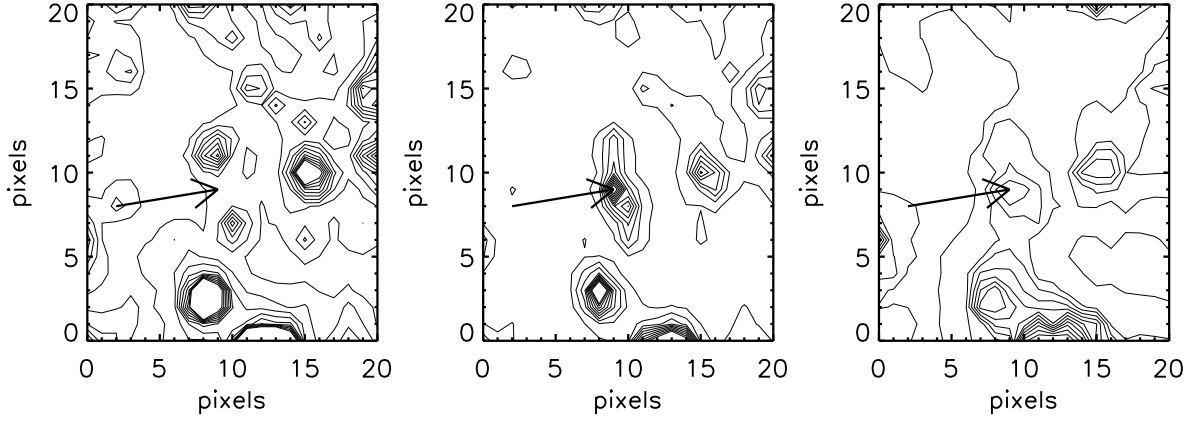


Fig. 2.— A contour plot showing the neighborhood of the erupting Dwarf Nova CV1. From left to right, the plots show the first (quiescent), and fourth and fifth (eruptive) epochs, respectively in F336W. The arrow shows the location of the Dwarf Nova. Each plot is 1.09 arcsec on a side. The contours of the left and middle plots indicate 40-count intervals, while the right plot shows 20 counts per contour.

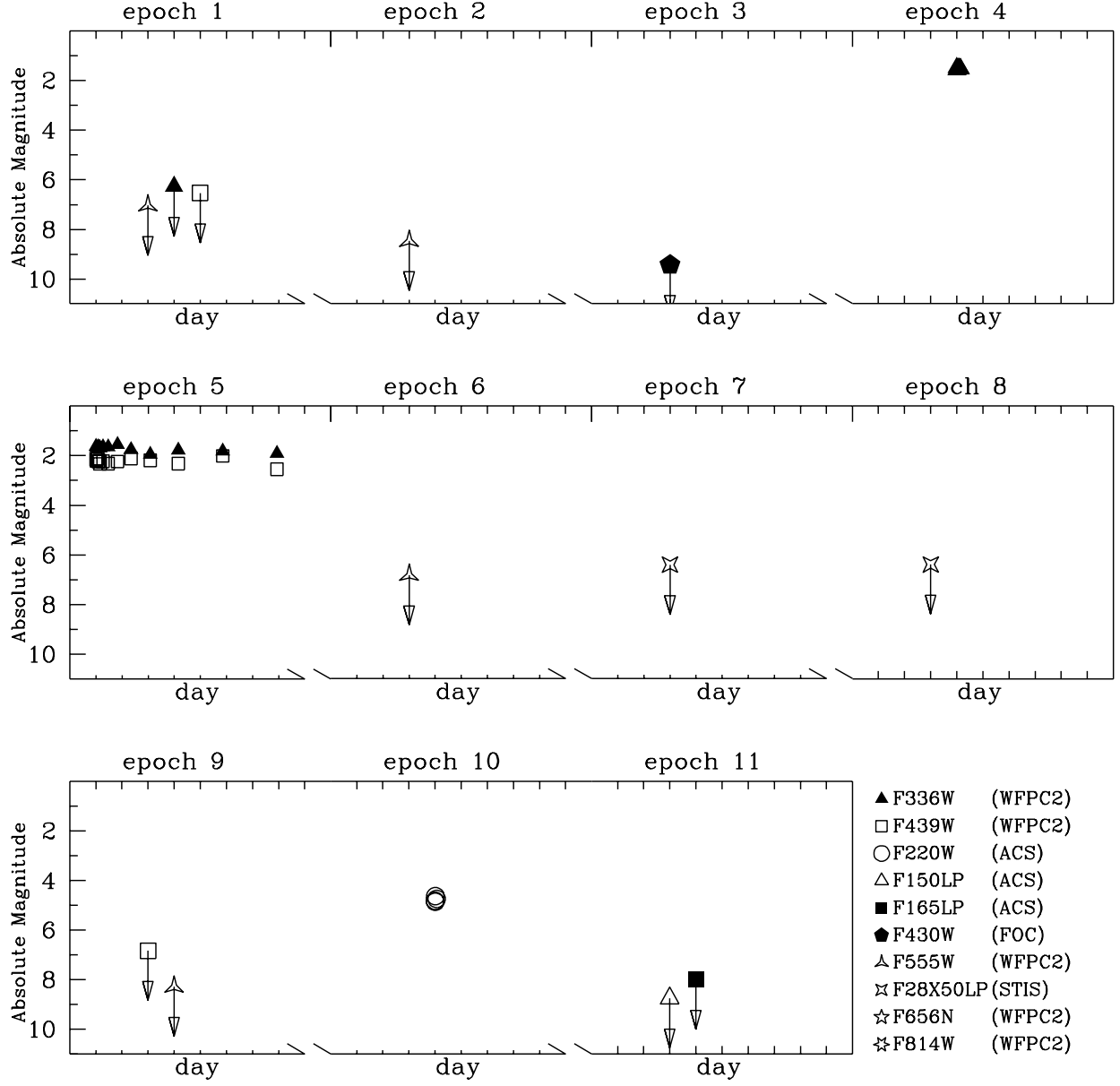


Fig. 3.— Eleven epochs of multi-wavelength photometry of CV1 in M15. The object is in eruption in epochs 4 and 5, and probably in an intermediate state in epoch 10. Also shown are the upper-detection limits for those epochs in which CV1 is quiescent.

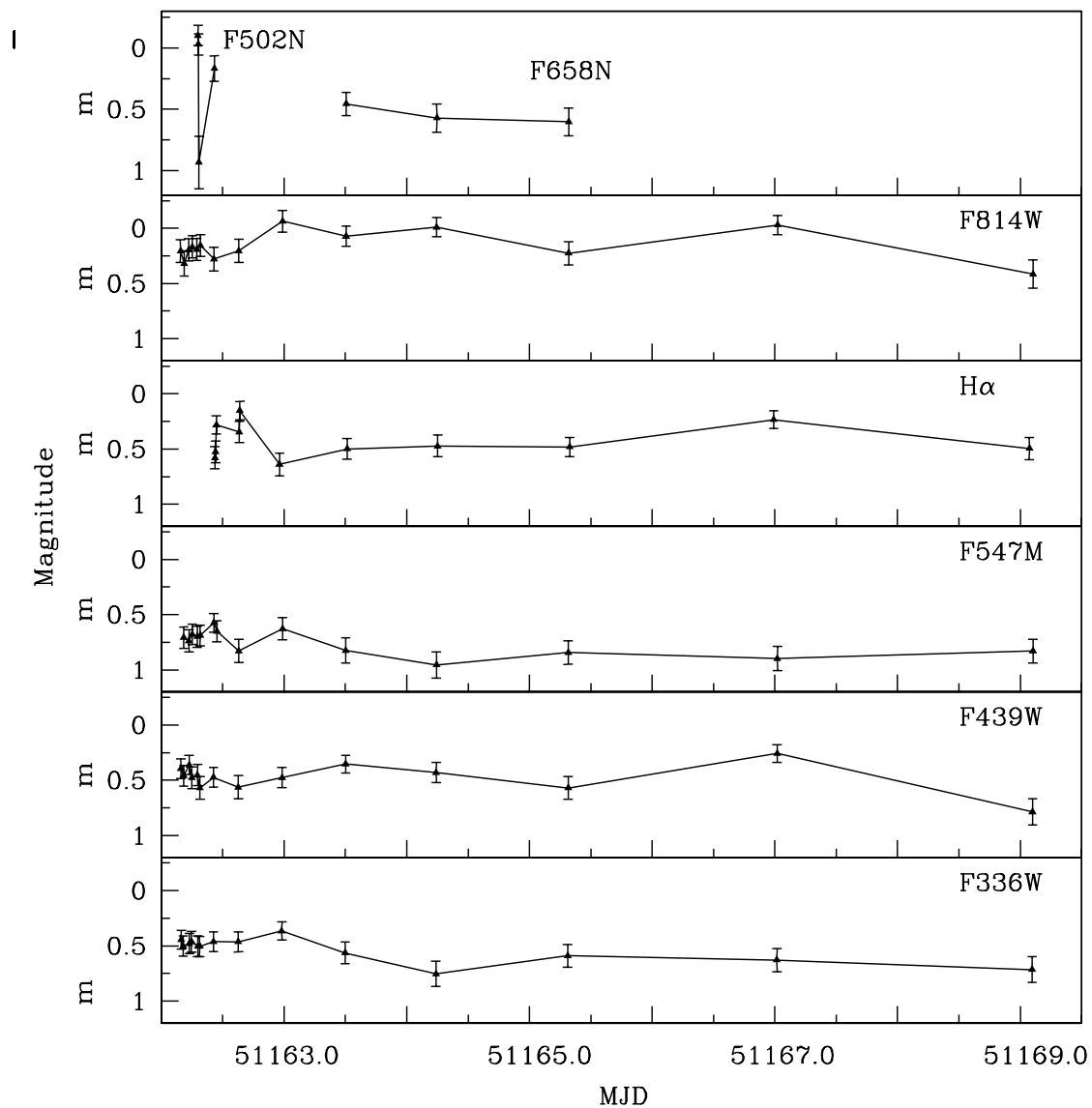


Fig. 4.— Daily observations of the dwarf nova CV1 in outburst over 1 week in December 1998 (epoch 5). Magnitude offsets are arbitrary.

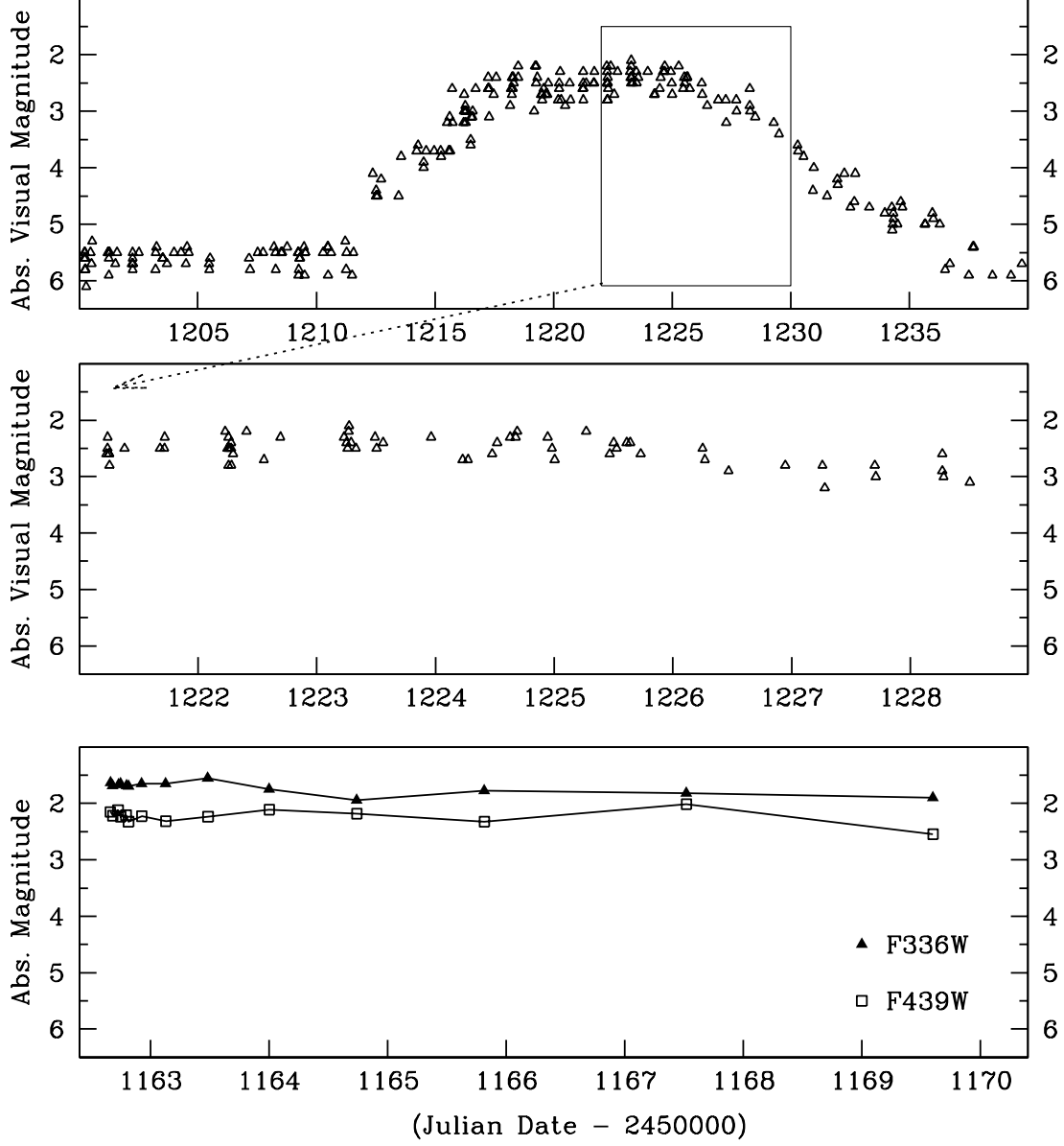


Fig. 5.— The dwarf nova SS Cygni in outburst over two different time resolutions (upper two plots). Observations are visual, from the AAVSO. Also shown is the lightcurve of CV1 in M15 (same as Figure 4) in F336W and F439W. The light curves suggest that CV1 was in early decline from a dwarf nova outburst in epoch 5.

Table 1. Table of M15 observations: Listed are the number of useable observations at each date. The column labels from F150LP to F814W are HST filter names, in order of increasing central wavelength. Also, for the WFPC2 images, the placement of the center of the cluster falls either on the PC chip or a WF, as indicated.

Epoch	PI/Prog #	F150LP	F165LP	F220W	F336W	F430W	F439W	F555W	R+I	F656N	F814W
		ACS	ACS	ACS	WFPC2	FOC	WFPC2	WFPC2	STIS	WFPC2	WFPC2
1: 04/07/94	Yanny/5324				2 PC→200s		2 PC→80s	4 PC→32s			
2: 08/30/94	Bahcall/5687							2 PC→400s			
3: 09/27/94	King/5301					1→2021s					
4: 10/26/94	Westphal/5742				11 PC→5000s						
5a: 12/15/98	Bond/6751				9 WF→207s		9 WF→180s			6 WF→3820s	9 WF ₁ →126s
5b: 12/16/98	""				1 WF→23s		1 WF→20s			1 WF→1400s	1 WF ₅ →14s
5c: 12/17/98	""				1 WF→23s		1 WF→20s			1 WF→1400s	1 WF ₁ →14s
5d: 12/18/98	""				1 WF→23s		1 WF→20s			1 WF→1400s	1 WF→14s
5e: 12/19/98	""									1 WF→1700s	
5f: 12/20/98	""				1 WF→23s		1 WF→20s				1 WF→14s
5g: 12/22/98	""				1 WF→23s		1 WF→20s			1 WF→1700s	1 WF→14s
6: 08/31/99	Van Altena/7469							12 WF→312s			
7: 10/21/99	Van der Marel/8262								4→8s		
8: 10/22/01	Van der Marel/8262								2→4s		
9: 04/05/02	McNamara/9039						4 PC→160s	12 PC→192s			
10: 10/27/03	Knigge/9792			5→2900s							
11: 11/13/03	""	3→2410s	2→2500s								

