

Intrinsic Inclination of Galaxies embedded in Cosmic Sheets and Its Cosmological Implications: An Analytic Calculation

JOUNGHUN LEE

School of Physics, Korea Institute for Advanced Study, Seoul 130-722, Korea

jounghun@kias.re.kr

ABSTRACT

We investigate analytically a large-scale coherence in the orientation of galaxies embedded in two-dimensional sheet-like structures in the frame of the tidal torque theory. Assuming that the galaxy spin and the surrounding matter fields are intrinsically aligned in accordance with the tidal torque model, we first derive analytically the probability distribution of the position angles of the galaxies embedded in a sheet, and evaluate the degree of their inclinations relative to the plane of the sheet. Then, we apply our analytic approach to the nearby spirals in the Local Super Cluster, and provide theoretical explanations about why and to what degree the nearby spirals are inclined relative to the supergalactic plane. Finally, we conclude that the observed large-scale coherence in the orientation of nearby spirals relative to the supergalactic plane can be quantitatively understood in terms of galaxy intrinsic alignment predicted by the tidal torque theory, and that the spins of luminous galaxies might be more strongly aligned with the surrounding matter than the dark halos from N-body simulations. If applied to large scale surveys like Sloan Digital Sky Survey (SDSS), our analytic approach will enable us to measure accurately the degree of the galaxy intrinsic alignment at present epoch which plays a role of statistical error in weak lensing searches and can be used as a fossil record to reconstruct cosmology.

Subject headings: cosmology:theory — large-scale structure of universe

1. INTRODUCTION

A flurry of recent cosmological research has been focused on studying the galaxy intrinsic alignment. A question of galaxy intrinsic alignment is closely related to the origin of the galaxy angular momentum. The standard model for the origin of the galaxy angular momentum is the tidal torque theory (Peebles 1969; Doroshkevich 1970; White 1984). According to

this theory, the galaxy angular momentum is generated by the early tidal interaction with the surrounding matter that continued until the moment of the turn-around.

A generic prediction of the tidal torque theory is the existence of a *local* correlation between the spin and the matter fields: The spin axes of proto-galaxies are preferentially aligned with the intermediate principal axes of the tidal shears from surrounding matter. The degree of this galaxy intrinsic alignment must be highest at the moment of the turn-around since after the turn-around the proto-galaxies start gravitational collapse, separated from the surrounding matter. In the subsequent evolution of galaxies after the turn-around, the galaxy intrinsic alignments are likely to diminish in strength, losing gradually the initial memory on the surrounding matter due to the complicated nonlinear effects.

An important question in cosmology is whether the intrinsic alignment remains at present epoch to a statistically significant degree or not. It is so important in cosmology since the galaxy intrinsic alignment plays a role of systematic error in weak gravitational lensing searches (Heavens et al. 2000; Croft & Metzler 2000; Catelan et al 2000; Crittenden et al. 2002; Hirata et al. 2004). Besides, it can provide a crucial clue to the unsolved problem of galaxy formation (Dubinski 1992; Catelan & Theuns 1996; Porciani et al. 2002a,b; Navarro et al. 2004), and be also used as a fossil record to reconstruct cosmology (Lee & Pen 2000, 2001, 2002).

Without knowing the tidal shear field accurately, it is difficult to measure the strength of the intrinsic alignment in practice directly from observational data. One possible way is to measure it indirectly from N-body simulation data (Lee & Pen 2000; Heavens et al. 2000; Porciani et al. 2002a,b). However, using N-body data, what one can measure is only the intrinsic alignment of underlying dark halos rather than that of the observable luminous parts of galaxies. Although the standard theory of galaxy formation assumes that the spin axes of luminous parts align with those of dark halos (Mo et al. 1998), it was hinted by recent gasdynamical simulations (Navarro et al. 2004) that the luminous parts could conserve the initial memory of the intrinsic shear-spin correlations better than the dark matter parts, which prevents us from taking the simulation results as real ones. Lee & Pen (2002) attempted to measure the strength of intrinsic alignment directly from observational data by reconstructing the tidal shear field with the Point Source Redshift Survey (PSCz) data. Although they claimed a detection of 4σ -signal, their measurement was far from being accurate and thus not convincing due to the high statistical noise.

The difficulty in measuring the intrinsic alignment lies in the fact that it is a local correlation effective only over a small scale (comparable to an average galaxy size). However, if the surrounding matter at the moment of the turn-around has a large scale coherence in its distribution, then one may expect that the galaxies embedded in it also have a induced

large-scale coherence in their spin orientations even after the turn-around. For instance, for the case that galaxies are embedded in a two-dimensional sheet-like structure which is in fact frequently observed in the universe, it may be possible to expect a large-scale intrinsic alignment of galaxies relative to the sheet extending over tens of Mpc (Navarro et al. 2004). It may be also possible to expect a stronger galaxy intrinsic alignment for this case, which will help us measure the strength of the alignment more readily. Our goal is to examine this possibilities rigorously and quantitatively with an analytic approach.

2. ANALYTIC EVALUATIONS

2.1. Key Assumptions

To evaluate the intrinsic alignment of galaxies embedded in sheets, we assume the following:

1. The galaxy angular momentum, or the galaxy spin vector (\mathbf{L}) is originated by the tidal shear effect from the surrounding matter at the proto-galactic stage, which continued till the moment of the turn-around. The growth of the proto-galaxy angular momentum is determined by its inertia tensor (\mathbf{I}) and the local tidal shear tensor (\mathbf{T}). The two tensors are strongly but not perfectly correlated with each other (Lee & Pen 2000; Porciani et al. 2002a,b). The slight misalignment between the principal axes of the two tensors results in a preferential alignment of the proto-galaxy spin axis with the intermediate principal axis of the tidal shear tensor (or similarly, the intermediate principal axis of the inertia tensor).
2. The strength of the galaxy intrinsic alignment with local shears at present epoch can be expressed as the following simple quadratic relation (Lee & Pen 2002):

$$\langle L_i L_j \rangle = \frac{1+c}{3} \delta_{ij} - c \hat{T}_{ik} \hat{T}_{kj}, \quad (1)$$

where $\hat{\mathbf{T}}$ is the rescaled traceless shear tensor defined as $\hat{T}_{ij} \equiv \tilde{T}_{ij}/|\tilde{\mathbf{T}}|$ with $\tilde{T}_{ij} \equiv T_{ij} - \text{Tr} T \delta_{ij}/3$, and c is a correlation parameter (see Appendix A in Lee & Pen 2002) introduced to quantify the strength of the intrinsic shear-spin alignment in the range of $[0, 1]$. The value of the correlation parameter cannot be determined from 1st physical principles since it includes all the nonlinear effects after the moment of the turn-around. One should determine its value empirically.

3. The probability distribution of galaxy spin vectors, $P(\mathbf{L})$, is well approximated as a Gaussian (Catelan & Theuns 1996).

4. Cosmic sheets form as early as the the moments of the turn-arounds (Pauls & Melott 1995). At all points of a sheet, the embedded galaxies have coherent inertia tensors whose lowest eigenvalues are all identically zero. It implies that at all points of the sheet, the lowest eigenvalues of the tidal shear tensors are also identically zero.

2.2. Distribution of Position Angles

According to the third hypothesis in §2.1, the distribution of a galaxy spin vector can be written as

$$P(\mathbf{L}) = \frac{1}{[(2\pi)^3 \det(M)]^{1/2}} \exp \left[-\frac{L_i (M^{-1})_{ij} L_j}{2} \right], \quad (2)$$

with the covarianc matrix $M_{ij} \equiv \langle L_i L_j \rangle$ is related to the local shear tensor \mathbf{T} by equation (1) in the second hypothesis.

Let $\lambda_1, \lambda_2, \lambda_3$ represent the three eigenvalues (in a decreasing order) of the tidal shear tensor \mathbf{T} at some point on the sheet. Following the fourth hypothesis, we can say λ_3 's are identically zero at all points on the sheet. Therefore, in the frame of the principal axis of the tidal shear tensor at each point, the polar angle θ of a galaxy spin vector $\mathbf{L} = (L \sin \theta \cos \phi, L \sin \theta \sin \phi, L \cos \theta)$ represents the angle of the spin axis relative the plane of the sheet (i.e., the galaxy position angle).

To derive the distribution of the galaxy position angles relative to the plane of the sheet, we integrate equation (2) in the principal axis frame of the tidal shear as $P(\theta) = \int_0^{2\pi} \int_0^\infty P(L, \theta, \phi) L^2 dL d\phi$, and derive the following analytic expression:

$$P(\theta) = \prod_{i=1}^3 \left(1 + c - 3c\hat{\lambda}_i^2 \right)^{-\frac{1}{2}} \int_0^{2\pi} \left(\frac{\sin^2 \theta \cos^2 \phi}{1 + c - 3c\hat{\lambda}_1^2} + \frac{\sin^2 \theta \sin^2 \phi}{1 + c - 3c\hat{\lambda}_2^2} + \frac{\cos^2 \theta}{1 + c - 3c\hat{\lambda}_3^2} \right)^{-\frac{3}{2}} d\phi \quad (3)$$

where the three $\hat{\lambda}_i$'s ($i = 1, 2, 3$) are the rescaled eigenvalues constrained by $\sum_i \hat{\lambda}_i^2 = 1$. For the case of $\lambda_3 = 0$, they can be expressed in terms of the two eigenvalues λ_1 and λ_2 as

$$\hat{\lambda}_1 = \frac{2\lambda_1 - \lambda_2}{\sqrt{6(\lambda_1^2 - \lambda_1\lambda_2 + \lambda_2^2)}}, \quad \hat{\lambda}_2 = \frac{2\lambda_2 - \lambda_1}{\sqrt{6(\lambda_1^2 - \lambda_1\lambda_2 + \lambda_2^2)}}, \quad \hat{\lambda}_3 = \frac{-(\lambda_1 + \lambda_2)}{\sqrt{6(\lambda_1^2 - \lambda_1\lambda_2 + \lambda_2^2)}} \quad (4)$$

Equations (3)-(4) show how the probability distribution of the galaxy position angles, $P(\theta)$, depend on the eigenvalues of λ_1 and λ_2 as well as the correlation parameter c . Although λ_3 is identically zero at each point of the sheet, the values of λ_1 and λ_2 vary from point to point. The conditional distributions of the two eigenvalues provided that $\lambda_3 = 0$ can be derived by using the Bayes Theorem: $p(\lambda_i | \lambda_3 = 0) = [p(\lambda_i, \lambda_3 = 0) / p(\lambda_3 = 0)]$ ($i = 1, 2$).

Here the two-point joint distribution $p(\lambda_i, \lambda_3)$ and the one-point distribution $p(\lambda_3)$ are all obtained analytically by Lee & Shandarin (1998). We derive

$$p(\lambda_1|\lambda_3=0) = \frac{27(3\sqrt{3}+\sqrt{2})}{16\sqrt{\pi}\sigma} \left\{ \frac{3\lambda_1^2}{\sigma^2} \exp\left(-\frac{3\lambda_1^2}{\sigma^2}\right) + \frac{\lambda_1^2}{\sigma^2} \exp\left(-\frac{9\lambda_1^2}{2\sigma^2}\right) + \frac{\sqrt{3}\pi\lambda_1}{12\sigma} \left(8 - \frac{9\lambda_1^2}{\sigma^2}\right) \exp\left(-\frac{45\lambda_1^2}{16\sigma^2}\right) \left[\operatorname{erf}\left(\frac{3\sqrt{3}\lambda_1}{4\sigma}\right) + \operatorname{erf}\left(\frac{\sqrt{3}\lambda_1}{4\sigma}\right) \right] \right\}, \quad (5)$$

$$p(\lambda_2|\lambda_3=0) = \frac{27(3\sqrt{3}+\sqrt{2})}{16\sqrt{\pi}\sigma} \left\{ \frac{\lambda_2^2}{\sigma^2} \exp\left(-\frac{9\lambda_2^2}{2\sigma^2}\right) + \frac{\sqrt{3}\pi\lambda_2}{12\sigma} \left(8 - \frac{9\lambda_2^2}{\sigma^2}\right) \exp\left(-\frac{45\lambda_2^2}{16\sigma^2}\right) \operatorname{erfc}\left(\frac{3\sqrt{3}\lambda_2}{4\sigma}\right) \right\}. \quad (6)$$

Figure 1 plots the above conditional distributions (eqs.[5]-[6]). The dotted lines locate the most probable values of the two eigenvalues provided that $\lambda_3 = 0$. We find $\lambda_1 \approx 0.3$ and $\lambda_2 \approx 0.8$. We also determined the conditional mean and the standard deviation of each eigenvalue from equations (5)-(6): $\bar{\lambda}_1 = 0.86$, $\sigma_{\lambda_1} = 0.28$; $\bar{\lambda}_2 = 0.38$, $\sigma_{\lambda_2} = 0.21$.

Putting the most probable values of λ_1 and λ_2 into equation (3), we can investigate how the distribution of the galaxy position angles relative to the plane of the sheets varies with the value of the correlation parameter c . Figure 2 plots $P(\theta)$ for five different cases of $c = 1, 0.7, 0.5, 0.3$ and 0 (solid, dashed, long-dashed, dot-dashed and dotted lines, respectively). As expected, for the case of $c = 0$, the distribution of the position angles is constant, and the larger the value of c is, the steeper does the distribution of the position angles get toward the zero position angle. In other words the stronger the intrinsic shear-spin correlation is, the more inclined are the galaxy spins relative to the sheet. Equation (3) also allows us to evaluate the average position angles: $\bar{\theta} = \int_0^{\pi/2} \theta P(\theta) d\theta$. We find $\bar{\theta} = 6$ in unit of degree, if $c = 0.9$ (see in §3).

3. THEORY VS. OBSERVATION

A vivid example of such galaxies that are embedded in two-dimensional sheets comes from the neighborhood of our Milky Way where nearby spirals are assembled in the Local Super Cluster (de Vaucouleurs et al. 1991). There were some reports of detecting a large-scale coherent orientation of the observed nearby spirals in the Local Super Clusters (e.g., Gregory et al. 1981; Helou & Salpeter 1982; Flin & Godlowski 1986; Garrido et al. 1993), these previous reports often suffer from small sample sizes, hardly being an established evidence.

However, very recently, Navarro et al. (2004) used a relatively large sample of nearby galaxies from the Principal Galaxy Catalog (PGC, Paturel et al. 1997), and estimated the number distribution of nearby disk galaxies as a function of the supergalactic position angles. They found that the spin axes of nearby edge-on spirals ($cz < 1200$ km/s) are strongly inclined relative to the supergalactic plane, and concluded that the observed result is consistent qualitatively with the tidal torque theory. Yet, they did not make any quantitative comparison of the observed result with the predictions of the tidal torque theory.

To make a quantitative comparison, we evaluate the number distribution of galaxies embedded in sheets with equation (3). Figure 3 plots the results. The (red) dot-dashed line represents our theoretical prediction with the choice of $c = 0.9$ (the best-fit value), while the histogram corresponds to the observational result from PGC (see Fig. 2 in Navarro et al. 2004). Obviously, the theoretical curve agrees with the histogram very well. Navarro et al. (2004) determined the average value of the position angles from the observed edge-on disk galaxies to be $\bar{\theta}_{obs} = 6$ in unit of degree, which is in excellent agreement of the theoretical value we obtained assuming $c = 0.9$ in §2.

It is worth noting that the best-fit value of $c = 0.9$ is roughly two times higher than found in N-body simulation (Lee & Pen 2000, 2002). It may imply that the luminous parts of galaxies tend to keep the initial memory of the surrounding matter field better than their dark matter counter parts, consistent with the results from recent gasdynamical simulations (Navarro et al. 2004).

4. CONCLUSION

We have predicted analytically a large-scale coherence in the spin-axis orientation of galaxies embedded in sheets using the tidal torque theory. Our analytic model reproduces the observed inclinations of nearby spiral galaxies in the Local Super Clusters remarkably well, providing a physical quantitative understanding of the observables. Through comparing our analytic prediction with the observational result, we measured quantitatively the strength of the galaxy intrinsic alignment, and found that the luminous galaxies seem like conserving their angular momentum better than the underlying dark halos after the moment of the turn-around. Our final conclusion is this: our analytic approach, if applied to observational data from large scale surveys like Sloan Digital Sky Survey (SDSS), will allow us to measure accurately the strength of galaxy intrinsic alignment that will have an impact in weak gravitational searches, and can also be used as a fossil record to reconstruct cosmology.

We thank C. Park and U. Pen for useful discussions. This work is supported financially

by the research grant of the Korea Institute for Advanced Study (KIAS) and partially by the grant from the Astrophysical Research Center for the Structure and Evolution of the Cosmos (ARCSEC) of the Korea Science and Engineering Foundation (KOSEF) through Science Research Center (SRC) program.

REFERENCES

- Catelan, P., & Theuns, T. 1996, MNRAS, 282, 436
- Catelan, P., Kamionkowski, M., & Blandford, R. 2000, MNRAS, 320, L7
- Crittenden, R. G., Natarajan, P., Pen, U., & Theuns, T. 20002, ApJ, 568, 20
- Croft, R. A. C., & Metzler, C. A. 2000, ApJ, 545, 561
- de Vaucouleurs, G., de Vaucouleurs, A., Corwin, H. G., Jr., Buta, R. J., Patuerl, G., & Fouque, P. 1991, Third Referece Catalogue of Bright Galaxies (New York: Springer) (RC3)
- Doroshkevich, A. G. 1970, Astrofisika, 6, 581
- Dubinski, J. 1992, ApJ, 401, 441
- Flin, P., & Godlowski, W. 1986, MNRAS, 222, 525
- Garrido, J. L., Battaner, M. L., Sanchez-Saavedra, & Florido, E. 1993, A&A, 271, 84
- Gregory, S., Thompson, L., & Tifft, W. 1981, ApJ, 243, 411
- Heavens, A., Refregier, A., & Heymans, C. 2000, MNRAS, 319, 649
- Helou, G. , & Salpeter, E. 1982, ApJ, 252, 75
- Hirata, C. M., et al. 2004, preprint (astro-ph/0403255)
- Lee, J. & Shandarin, U. 1998, ApJ, 500, 14
- Lee, J. & Pen, U. 2000, ApJ, 532, L5
- Lee, J. & Pen, U. 2000, ApJ, 555, 106
- Lee, J. & Pen, U. 2002, ApJ, 567, L111
- Mo, H. J., Mao, S., & White, S. D. M. 1998, MNRAS, 297, L71
- Navarro, J. F., Abadi, M. G., & Steinmetz, M. 2004, preprint (astro-ph/0405429)
- Patuarel, G. et al. 1997, A&AS, 124, 109
- Pauls, J. L., & Melott, A. L. 1995, MNRAS, 274, 99
- Peebles, P. J. E., 1969, ApJ, 155, 393

Porciani, C., Dekel, A., & Hoffman, Y. 2002, MNRAS, 332, 325

Porciani, C., Dekel, A., & Hoffman, Y. 2002, MNRAS, 332, 339

White, S. D. M. 1984, MNRAS, 286, 38

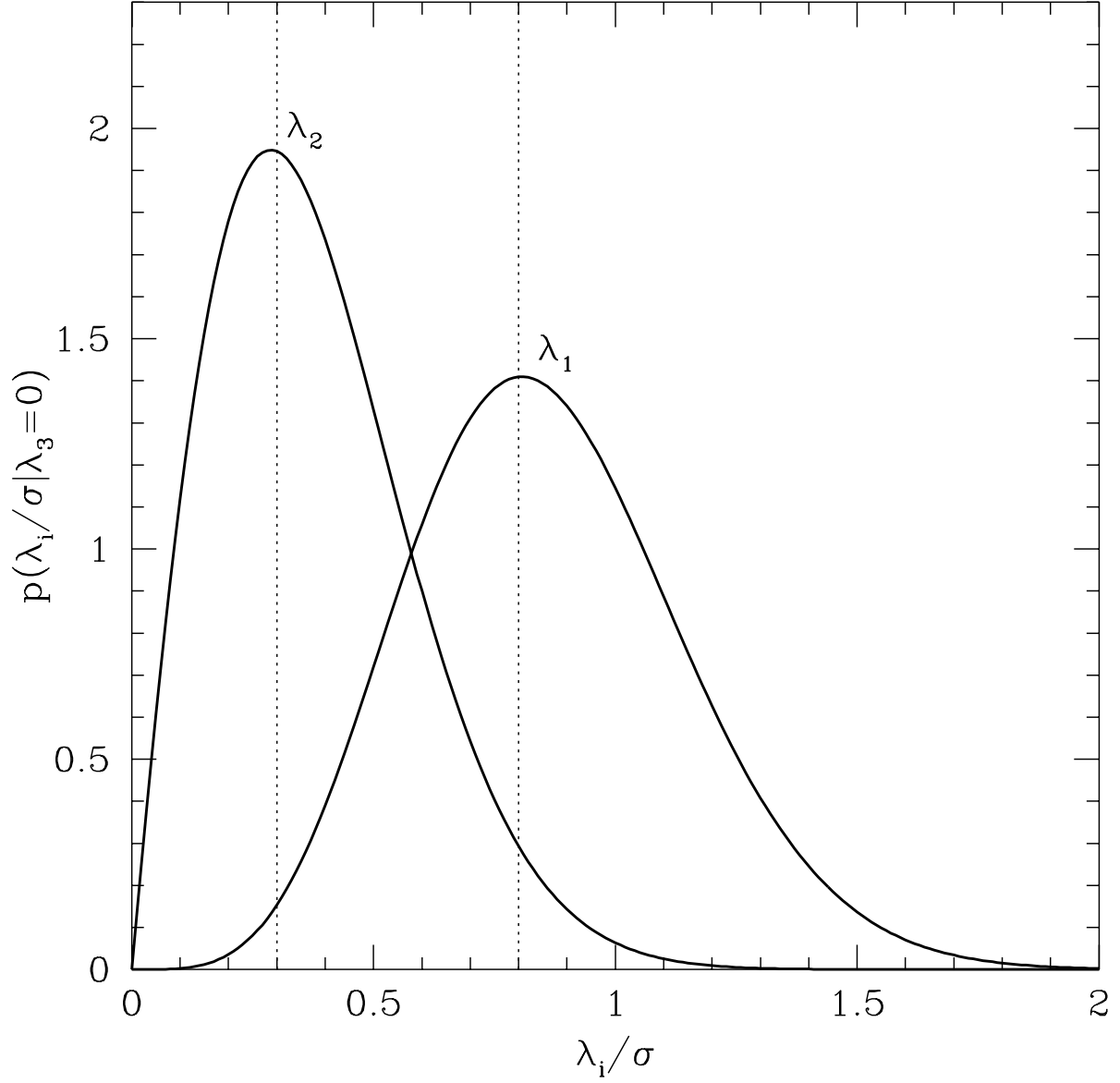


Fig. 1.— Conditional probability density distributions of the largest and the second largest eigenvalues of an intrinsic shear tensor provided that its smallest eigenvalue has the value of zero. The dotted line locates the most probable eigenvalue for each case.

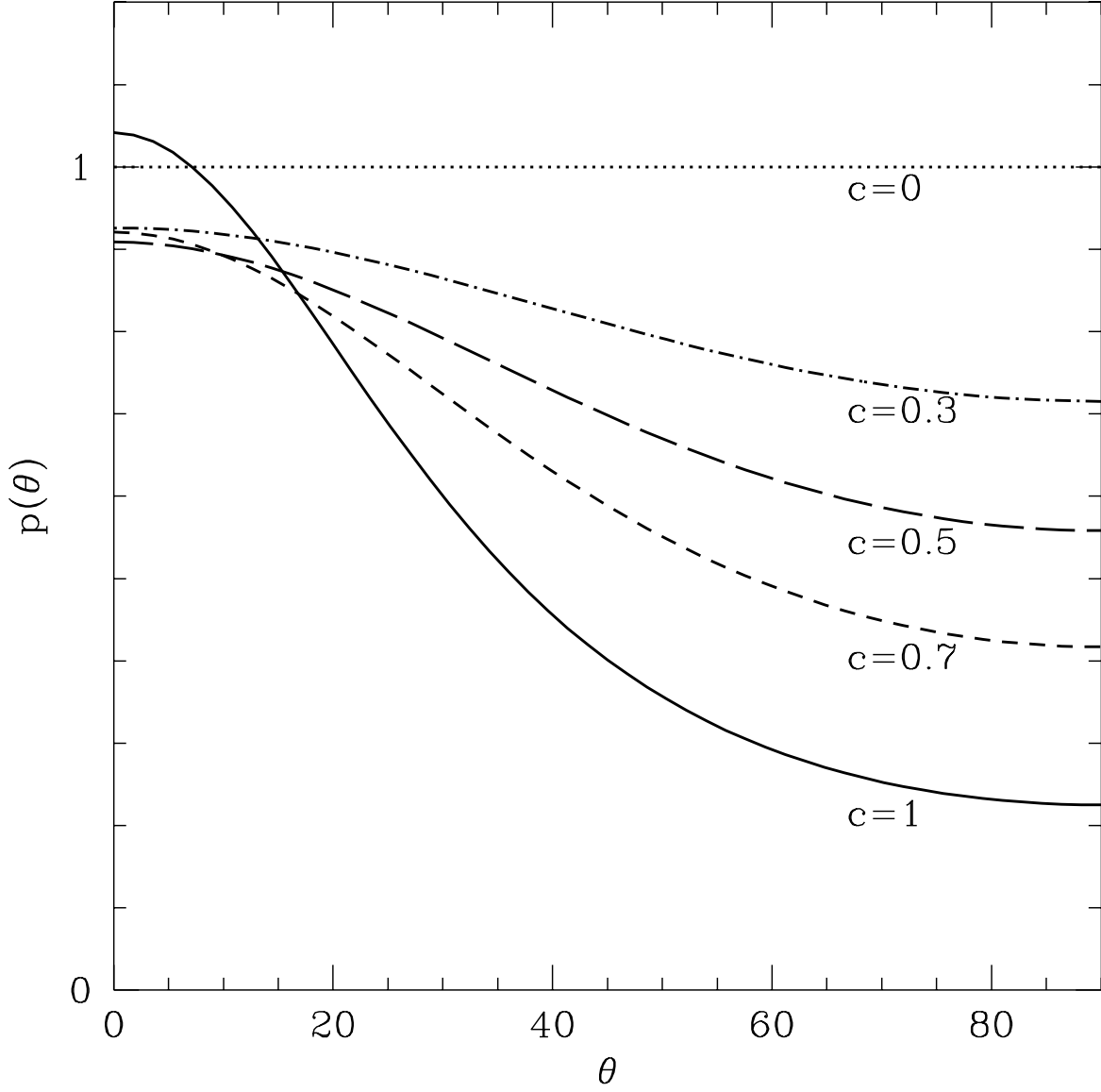


Fig. 2.— Probability density distributions of the angles of the minor axes of galaxies embedded in a two-dimensional sheet relative the plane of the sheet. The solid, dashed, long-dashed, the dot-dashed, and dotted lines represent the cases of the correlation parameter $c = 1, 0.7, 0.5, 0.3$ and 0 , respectively,

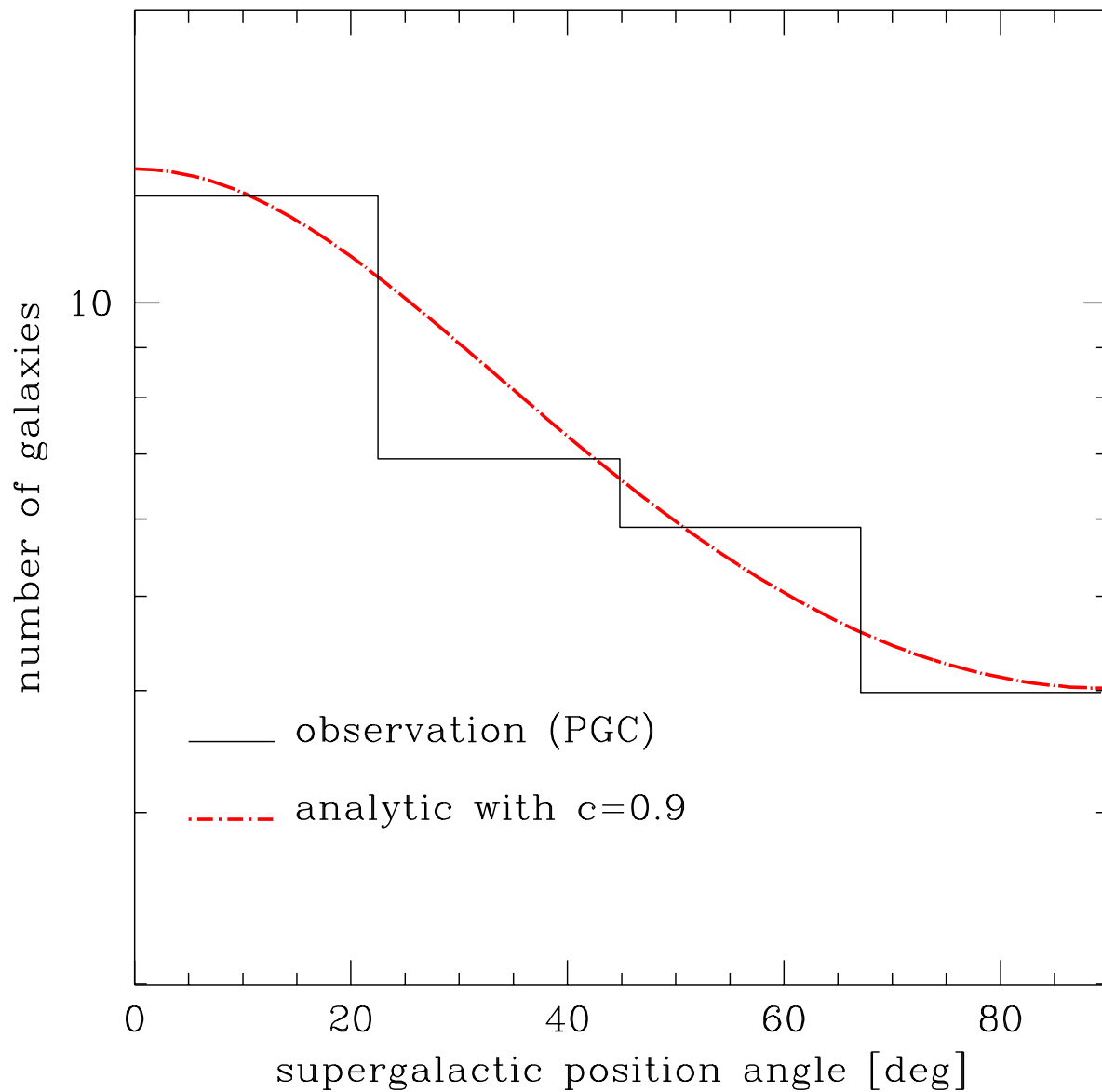


Fig. 3.— Number distributions of supergalactic position angles of spirals embedded in a sheet. The dot-dashed curve represents the theoretical prediction assuming $c = 0.9$, while the histogram is the observational result from PGC catalog (see Fig. 2 in Navarro et al. (2004))