

Study of cosmogenic radiocarbon concentration variations in the Earth's atmosphere during solar activity of Maunder minimum (1645-1715)

S.Tsereteli, V.Bochorishvili, M.Samkharadze, G. Khoriauli

Tbilisi State University, Georgia, 0128. Tbilisi, Chavchavadze av. 3
Email:bochorishvili@icts.tsu.edu.ge

Abstract

Variations of radiocarbon concentration have been studied in annual rings for the last 350 years (1600 – 1950) on the basis of our experimental research using methods of spectral analysis. From this interval of time special attention is paid to the so-called period of Maunder minimum (1645 – 1715) of solar activity. In the experimental series of corresponding period of cosmogenic radiocarbon concentration of Maunder minimum two types of periodicity are revealed: ≈ 20 year and ≈ 8 year.

1 Introduction

The investigation of the dynamics of solar activity and regularity of its cycling is of great importance for the astrophysics. Correspondingly the study of those intervals in the course of history of the Sun's existence when solar activity is sharply changed is of particular significance, namely: in 1100-1250 "maximum of Middle Ages", in 1282-1342 "Volf minimum", 1416-1534 "Shperer minimum", 1645-1715 "Maunder minimum", etc.

The period of Maunder minimum solar activity has particular attention of scientists also by the fact that this last one puts forward a lot of new and unexpected problems. Really, one of the main and long known to scientists characteristics of solar activity are spots on the surface of the Sun. Therefore, the notes about the spots disappearance on the Sun surface during Maunder minimum are reliable, but due to the absence of regular observations, it is difficult to say something about parameters of solar activity in the mentioned period.

It should be noted that the anomalies are found in differential rotation of the Sun's surface at the beginning of Maunder minimum. In the opinion of the different scientists, it might indicate that global characteristics of the Sun's inner parts at that time change even before "dynamo" mechanisms of the Sun's spots. In this connection: the following questions can be put: what are the mean parameters of Maunder minimum and radioactive state in the Earth's space in that epoch? What is the character of those processes which cause such a sharp fall of solar activity? To what extent are our imaginations about solar activity in general right?

For the mentioned direction of the study of special attention are cosmogenic isotopes ^{14}C ($T_{1/2} = 5730 \text{ year}$), ^{10}Be ($T_{1/2} = 1,5 \cdot 10^6 \text{ year}$) by which it is possible to obtain much information about the dynamics of solar activity.

At present the most complete data about the solar activity and the intensity of cosmic rays in the past are obtained by means of the above mentioned cosmogenic isotopes (^{14}C and ^{10}Be) formed in the Earth's atmosphere. The main peculiarity of these isotopes and advantage as compared with other isotopes is the fact that in nature there exist objects (e. g. tree rings, Arctic and Antarctic ices, algae with long life time, etc.) which can "fix" i.e. "memorize" annual concentration of the mentioned isotopes is that period of time which prevails in great extent the period of isotopes half-life.

2 Radiocarbon Concentration during Maunder Minimum

To study the influence of solar activity (modulation) in the Earth's atmosphere on radiocarbon concentration during Maunder minimum of solar activity we use experimental data obtained at the laboratory of nuclear physics of the TSU [1, 2] (Fig. 1). First of all, it should be noted that experimental

and 1715-1800). It should be also marked that the measurements in [1] were performed with one-year step, or ^{14}C concentration is increased in every calendar year of corresponding tree ring.

The experimental data illustrated in Fig. 1 were obtained in Lithuania as a result of ^{14}C concentration measurement in annual ring. The value of ^{14}C concentration in relation to International standard scale is calculated by the following formula

$$\Delta^{14}\text{C}_0(\%) = \frac{N_s - N_{st}}{N_{st} - N_b},$$

where N_s, N_{st}, N_b represent reference velocity of experimental installation during measurement of sample (S), standard (St) and background (B). Measurement error didn't exceed 0.2-0.3%.

Due to the fact that first of all we are interested in variations of ^{14}C concentration only of "cosmic" sources, it is necessary from the data of ^{14}C concentration data to exclude the share of the Earth's magnetic field. Numerous authors consider the problems of geometric field effect on ^{14}C concentration. At present the most accurately established one can be considered global change of geomagnetic field with period 10 thousand year causes about 10% change ^{14}C concentration.

The account of geomagnetic field effect on ^{14}C concentration is realized by formula

$$\Delta^{14}\text{C}(t) = \Delta^{14}\text{C}_0(t) - 4,27 - 4,97 \cdot \sin\left[\frac{2\pi}{t + 7388}\right],$$

where t is current calendar year (t is negative B.C.).

To study the dynamics of solar activity in the Earth's atmosphere by means of determination of ^{14}C concentration in the period of Maunder minimum it is necessary to reveal the existed cyclings (periodicities in experimental data of given in Fig.2) of ^{14}C time dependence or to establish the character of variations. For this purpose we have used the method of spectral analysis of experimental data processing [4] , the results of which are shown in Fig.3. The mentioned diagram expresses the dependence between the calculated values of the intensity of radiocarbon curves spectrum and frequency. According to Fig.3 the main peak is marked by high reliability interval (95%) on frequency 0.05 (corresponding period ≈ 20 year). Besides comparatively weak peak is observed on frequency ≈ 0.12 (corresponding period ≈ 8 year). The reliability of this last one is comparatively low.

3 conclusions:

1. With the help of the method of spectral analysis we have revealed variations of cosmogenic radiocarbon concentration in the Earth's atmosphere in the period of Maunder minimum of solar activity.
2. Periodicity of two types has been revealed in experimental curves of cosmogenic radiocarbon concentration of Maunder minimum corresponding period.
3. The source of the above mentioned can be considered the solar activity. This means that in Maunder minimum period of solar activity modulating action of the Sun becomes weak but cycling is preserved. It can be also said that in period of Maunder minimum the mechanism of solar dynamo still continues the work and sharp reduce of spots on the Sun during Maunder minimum can be caused by the fact that minimum of any other long-period wave coincides with the period of Maunder minimum.

References

- [1] G.E. Kocharov, I.V. Zhorzholiani, Z.V. Lomtadze, R.Y. Metskvarishvili, S.L. Tsereteli, Radiocarbon, 1992, V.34, N2,p. 213-217.
- [2] G.E. Kocharov, Y. N. Markov, R.Y. Metskvarishvili, S. L. Tsereteli. Materials of the Seminar "Intensity of Cosmic Rays and Cosmogen Isotopes". 1983. L. 101.[in Russian]
- [3] I.V. Zhorzholiani, P. G. Kereselidze, et al. Materials of Intern. Seminar "Experimental Methods of

[4] G. M. Jenkins, D. G. Watts " Spectral Analysis and its applications", Holden-Day, San Francisco, Cambridge, London, Amsterdam 1969.

[5] Catalog of Indices of Solar and Geliomagnetic Activity. Obninsk 1976.[in Russian]

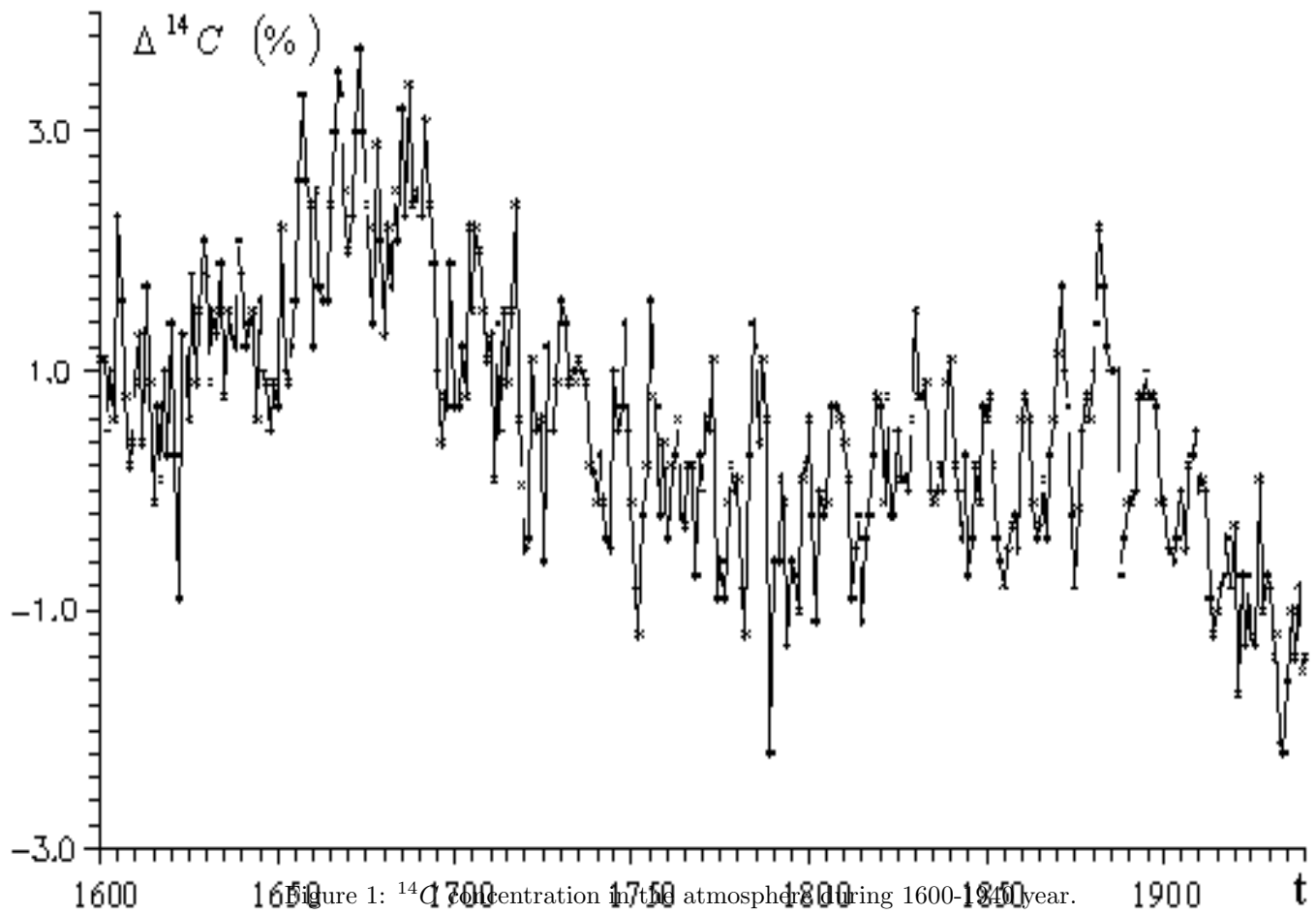


Figure 1: ^{14}C concentration in the atmosphere during 1600-1950 year.

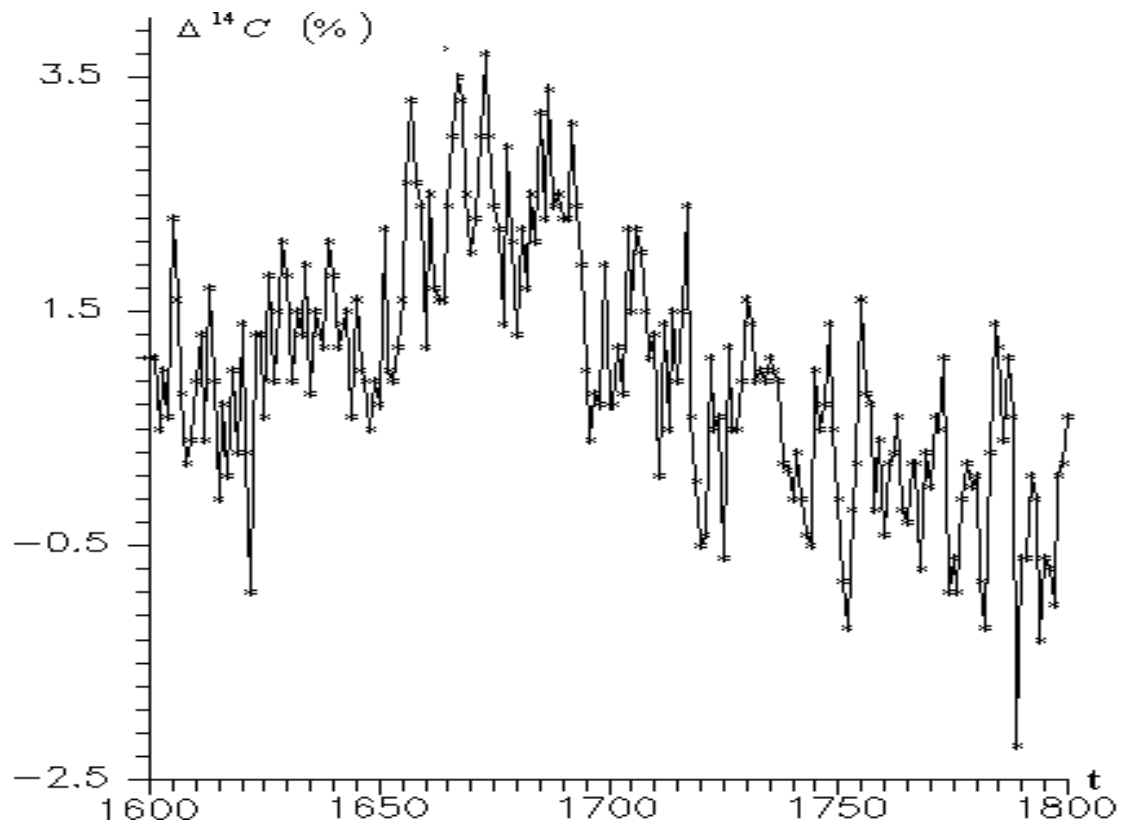


Figure 2: ^{14}C Concentration in the atmosphere during 1600-1800 year.

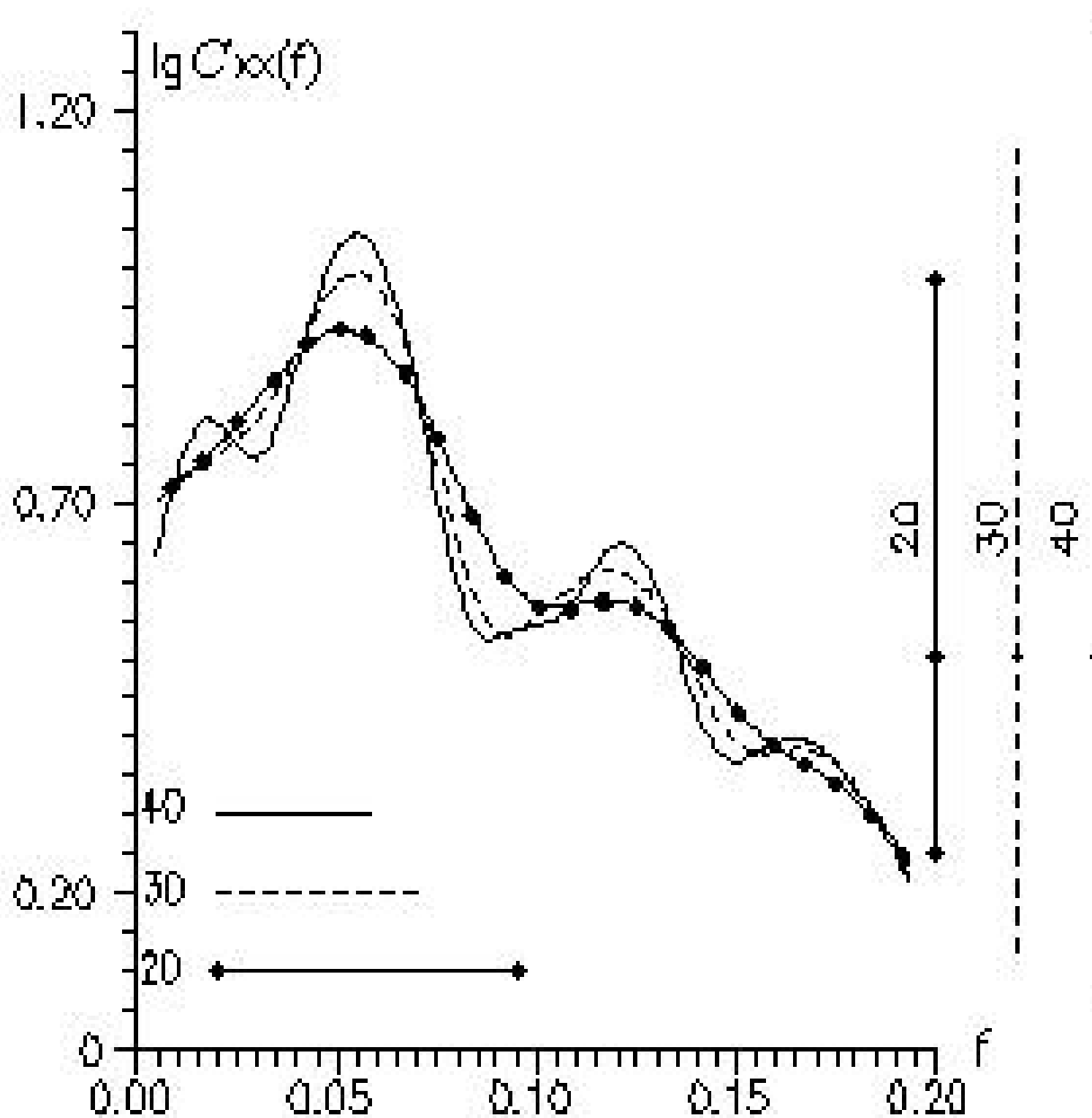


Figure 3: Dependence of spectrum power $C_{xx}(f)$ on frequency. For radiocarbon concentration in 1645-