

Excitation of inertial waves and formation of large-scale helical jets in a rotating inhomogeneous turbulence

Tov Elperin,^x Ilia Golubev,^y Nathan Kleorin,^z and Igor Rogachevskii^{*}

The Pearlstone Center for Aeronautical Engineering Studies, Department of Mechanical Engineering,
Ben-Gurion University of the Negev, Beer-Sheva 84105, P. O. Box 653, Israel

(Dated: February 7, 2020)

A mechanism of excitation of the large-scale inertial waves and large-scale helical jets in a rotating inhomogeneous turbulence due to an excitation of a large-scale instability is found. This instability is caused by a combined effect of the inhomogeneity of the turbulence and the uniform mean rotation. The source of the large-scale instability is the energy of the small-scale turbulence. We determined the range of parameters at which the large-scale instability occurs, the growth rate of the instability and the frequency of the generated large-scale inertial waves.

PACS numbers: 47.27.-i; 47.35.+i; 47.32.-y

I. INTRODUCTION

Inertial waves are observed in the atmosphere of the Earth and in laboratory rotating flows (see, e.g., [1, 2]). In turbulent rotating flows inertial waves are damped due to a high turbulent viscosity. Thus, excitation of coherent and undamped inertial waves by turbulence seems not to be effective. However, large-scale inertial waves are observed in turbulent rotating flows. A mechanism of excitation of the large-scale coherent inertial waves in turbulence is not well understood.

Inertial waves are related with generation of large-scale vorticity. Generation of a large-scale vorticity in a helical turbulence due to hydrodynamical effect was suggested in [3, 4, 5], where it is determined by the hydrodynamical helicity of turbulent flow. This effect is associated with the \mathbf{W} term in the equation for the mean vorticity, where \mathbf{W} are the perturbations of the mean vorticity. A nonzero hydrodynamical helicity is caused, e.g., by a combined effect of a uniform rotation and inhomogeneity of turbulence.

Formation of large-scale vortices in a turbulent rotating flow was studied experimentally and in numerical simulations (see, e.g., [6, 7, 8, 9, 10, 11, 12]). Formation of large-scale coherent structures (e.g., large-scale cyclonic and anticyclonic vortices) in a small-scale turbulence is one of the characteristic features of rotating turbulence (see, e.g., [8]). A number of mechanisms have been proposed to describe generation of a mean flow by a small-scale rotating turbulence, e.g., the effect of angular momentum mixing [13] and vorticity expulsion [14]. The first experimental demonstration wherein it was shown that the divergence of the Reynolds stresses can gener-

ate an organized mean circulation was described in [8].

There is a certain similarity between mean rotation and a mean velocity shear. Generation of a mean vorticity in a nonhelical inhomogeneous incompressible turbulent flow with an imposed mean velocity shear due to an excitation of a large-scale instability was studied in [15]. This instability is caused by a combined effect of the large-scale shear motions ("skew-induced" deflection of equilibrium mean vorticity) and "Reynolds stress-induced" generation of perturbations of the mean vorticity. This instability and the dynamics of the mean vorticity are associated with the Prandtl's turbulent secondary flows (see, e.g., [16, 17, 18, 19]). However, a turbulence with an imposed mean velocity shear and a uniformly rotating turbulence are different. In particular, the mean vorticity is generated by a homogeneous nonhelical sheared turbulence [15]. On the other hand, the mean vorticity cannot be generated by a homogeneous uniformly rotating nonhelical turbulence (see below). The main difference between these two flows is that the mean velocity shear produces a work in a turbulent flow, while a uniform rotation does not produce a work in a homogeneous turbulent flow.

The main goal of this paper is to study large-scale structures formed in a rotating inhomogeneous turbulence. In particular, we investigate the excitation of inertial waves and formation of large-scale helical jets. These structures are associated with a generation of a large-scale vorticity due to the excitation of the large-scale instability in an uniformly rotating inhomogeneous turbulence. The excitation of the mean vorticity in this system requires an inhomogeneity of turbulence.

This paper is organized as follows. In Section II we formulated the governing equations, the assumptions and the procedure of the derivation. In Section III the effective force was determined, which allowed us to derive the mean-field equations and to study the excitation of inertial waves and formation of large-scale helical jets in Section IV. The large-scale instability was investigated in Section IV analytically for a weakly inhomogeneous turbulence and numerically for an arbitrary inhomogeneous turbulence. Conclusions and applications of the obtained

Electronic address: elperin@menix.bgu.ac.il;
URL: <http://www.bgu.ac.il/~elperin>

^yElectronic address: golubev@bgumail.bgu.ac.il

^zElectronic address: nat@menix.bgu.ac.il

^{*}Electronic address: gary@menix.bgu.ac.il;
URL: <http://www.bgu.ac.il/~gary>

results are discussed in Section V. In Appendixes A, B and C the detailed derivation of the effective force is performed.

II. THE GOVERNING EQUATIONS

The system of equations for the evolution of the velocity \mathbf{v} and vorticity \mathbf{W} read

$$\frac{\partial}{\partial t} \mathbf{v} + \mathbf{v} \cdot \nabla \mathbf{v} = -\frac{1}{\rho} \nabla P + 2\mathbf{v} \times \boldsymbol{\Omega} + \nu \nabla^2 \mathbf{v} + \mathbf{F}_{st}; \quad (1)$$

$$\frac{\partial \mathbf{W}}{\partial t} = \nabla \times (\mathbf{v} \times \mathbf{W} + 2\mathbf{v} \times \nabla \times \mathbf{v}); \quad (2)$$

where \mathbf{v} is the fluid velocity with $\nabla \cdot \mathbf{v} = 0$; P is the fluid pressure, \mathbf{F}_{st} is an external stirring force with a zero mean value, $\boldsymbol{\Omega}$ is a constant angular velocity and ν is the kinematic viscosity. Equation (2) follows from the Navier-Stokes equation (1). We use a mean field approach whereby the velocity, pressure and vorticity are separated into the mean and fluctuating parts: $\mathbf{v} = \mathbf{U} + \mathbf{u}$; $P = P + p$ and $\mathbf{W} = \mathbf{W} + \mathbf{w}$; the fluctuating parts have zero mean values, $\mathbf{U} = \langle \mathbf{v} \rangle$; $P = \langle P \rangle$ and $\mathbf{W} = \langle \mathbf{W} \rangle$. Averaging Eqs. (1) and (2) over an ensemble of fluctuations we obtain the equations for the mean velocity \mathbf{U} and mean vorticity \mathbf{W} :

$$\frac{\partial}{\partial t} \mathbf{U} + \mathbf{U} \cdot \nabla \mathbf{U} = -\frac{1}{\rho} \nabla P + 2\mathbf{U} \times \boldsymbol{\Omega} + \mathbf{F} + \nu \nabla^2 \mathbf{U}; \quad (3)$$

$$\frac{\partial \mathbf{W}}{\partial t} = \nabla \times (\mathbf{U} \times \mathbf{W} + 2\mathbf{U} \times \nabla \times \mathbf{U} + \langle \mathbf{u} \mathbf{w} \rangle - \nabla \times \langle \mathbf{u} \mathbf{u} \rangle); \quad (4)$$

where $\mathbf{F} = \langle \mathbf{F}_{st} \rangle$. Note that the effect of turbulence on the mean vorticity is determined by the Reynolds stresses $\langle \mathbf{u} \mathbf{u} \rangle$ because

$$\langle \mathbf{u} \mathbf{w} \rangle = -\nabla \times \langle \mathbf{u} \mathbf{u} \rangle + \frac{1}{2} \nabla^2 \langle \mathbf{u} \mathbf{u} \rangle; \quad (5)$$

Consider a steady state solution of Eqs. (3) and (4) in the form: $\frac{\partial}{\partial t} \mathbf{U} = 0$ and $\frac{\partial}{\partial t} \mathbf{W} = 0$. In order to study a stability of this equilibrium we consider perturbations of the mean velocity, \mathbf{U} ; and the mean vorticity, \mathbf{W} : The linearized equations for the small perturbations of the mean velocity and the mean vorticity are given by

$$\frac{\partial \mathbf{U}}{\partial t} = -\frac{1}{\rho} \nabla P + 2\mathbf{U} \times \boldsymbol{\Omega} + \mathbf{F}(\mathbf{U}) + \mathbf{U}; \quad (6)$$

$$\frac{\partial \mathbf{W}}{\partial t} = \nabla \times (2\mathbf{U} \times \mathbf{W} + \mathbf{F}(\mathbf{U}) - \nabla \times \langle \mathbf{u} \mathbf{u} \rangle); \quad (7)$$

where $\mathbf{F}(\mathbf{U}) = -\nabla \times (\langle \mathbf{u} \mathbf{u} \rangle - \frac{1}{2} \nabla^2 \langle \mathbf{u} \mathbf{u} \rangle)$ is the effective force, $\mathbf{f}_{ij} = \langle \mathbf{u}_i \mathbf{u}_j \rangle$ and $\mathbf{f}_{ij}^{(0)}$ is the second moment of the velocity field in a background turbulence (with a zero gradient of the mean velocity). In order to derive a closed system of equations in the next Section we derived an equation for the effective force \mathbf{F} :

III. THE EFFECTIVE FORCE

In this section we derive an equation for the effective force \mathbf{F} : The mean velocity gradients can affect turbulence. The reason is that additional essentially non-isotropic velocity fluctuations can be generated by tangling of the mean velocity gradients with the Kolmogorov-type turbulence. The source of energy of this "tangling turbulence" is the energy of the Kolmogorov turbulence. The tangling turbulence was introduced by Wehner [20] and Batchelor et al. [21] for a passive scalar and by Golitsyn [22] and Moffatt [23] for a passive vector (magnetic field). Anisotropic fluctuations of a passive scalar (e.g., the number density of particles or temperature) are generated by tangling of gradients of the mean passive scalar field with a random velocity field. Similarly, anisotropic magnetic fluctuations are excited by tangling of the mean magnetic field with the velocity fluctuations. The Reynolds stresses in a turbulent flow with mean velocity gradients is another example of a tangling turbulence. Indeed, they are strongly anisotropic in the presence of mean velocity gradients and have a steeper spectrum ($\propto k^{-7/3}$) than a Kolmogorov turbulence (see, e.g., [24, 25, 26, 27, 28]). The anisotropic velocity fluctuations of tangling turbulence were studied first by Lumley [24].

To derive an equation for the effective force \mathbf{F} we use equation for fluctuations $\mathbf{u}(\mathbf{r}; t)$ which is obtained by subtracting Eq. (3) for the mean field from Eq. (1) for the total field:

$$\frac{\partial \mathbf{u}}{\partial t} = -\mathbf{U} \cdot \nabla \mathbf{u} - (\mathbf{u} \cdot \nabla) \mathbf{U} - \frac{1}{\rho} \nabla p + 2\mathbf{u} \times \boldsymbol{\Omega} + \mathbf{F}_{st} + \mathbf{U}_N; \quad (8)$$

where

$$\mathbf{U}_N = \nabla \times (\mathbf{u} \times \mathbf{U}) - (\mathbf{u} \cdot \nabla) \mathbf{U} + \mathbf{U} \cdot \nabla \mathbf{u};$$

We consider a turbulent flow with large Reynolds numbers ($Re = l_0 u_0 = 1$), where u_0 is the characteristic velocity in the maximum scale l_0 of turbulent motions. We assume that there is a separation of scales, i.e., the maximum scale of turbulent motions l_0 is much smaller than the characteristic scale of inhomogeneities of the mean fields. Using Eq. (8) we derived equation for the second moment of turbulent velocity field $\mathbf{f}_{ij}(\mathbf{k}; R) = \langle \mathbf{u}_i(\mathbf{k} + \mathbf{K}) \mathbf{u}_j(\mathbf{k} + \mathbf{K}) \rangle \exp(i\mathbf{K} \cdot \mathbf{R})$:

$$\frac{\partial \mathbf{f}_{ij}(\mathbf{k}; R)}{\partial t} = G_{ijmn} \mathbf{f}_{mn} + \mathbf{F}_{ij} + \mathbf{f}_{ij}^{(N)} \quad (9)$$

(see Appendix A), where $G_{ijmn} = I_{ijmn}(\mathbf{U}) + N_{ijmn}(\mathbf{U})$;

$$I_{ijmn}(\mathbf{U}) = 2k_{iq} m_p j_n + 2k_{jq} i_m p_n - i_m j_q n_p - i_q j_n m_p + i_m j_n k_q \frac{\partial}{\partial k_p} r_p U_q; \quad (10)$$

$$N_{ijmn}(\mathbf{U}) = 2k_{pq} (i_m p_n j + i_j m_p n_i); \quad (11)$$

and R and K correspond to the large scales, and r and k to the small scales (see Appendix A), $k_{ij} = k_i k_j = k^2$; and $f_{ij}^{(N)}(k; R)$ are the terms which are related with the third moments appearing due to the nonlinear terms, $r = \partial/\partial R$; $F_{ij}(k; R) = h\bar{F}_i(k; R)u_j(k; R) + h_k(k; R)F_j(k; R)$ and $\bar{F}(k; R; t) = k \cdot (\bar{F}_k(k; R)) = k^2$: Equation (9) is written in a frame moving with a local velocity \bar{U} of the mean flow. In Eqs. (9) and (10) we neglected small terms which are of the order of $O(\bar{r}^3 f_{ij})$ and $O(\bar{r}^2 f_{ij})$: Note that Eqs. (9) and (10) do not contain terms proportional to $O(\bar{r}^2 \bar{U})$:

Equation (9) for the background turbulence (with a zero gradient of the mean fluid velocity $r_i \bar{U}_j = 0$ and $= 0$) reads

$$\frac{\partial f_{ij}^{(0)}(k; R)}{\partial t} = F_{ij} + f_{ij}^{(N; 0)}; \quad (12)$$

where the superscript (0) corresponds to the background turbulence, and we assumed that the tensor $F_{ij}(k; R)$; which is determined by a stirring force, is independent of the mean velocity gradients and of a constant mean angular velocity. Equation for the deviations $f_{ij} - f_{ij}^{(0)}$ from the background turbulence is given by

$$\frac{\partial (f_{ij} - f_{ij}^{(0)})}{\partial t} = G_{ijm n} f_{m n} + f_{ij}^{(N)} - f_{ij}^{(N; 0)}; \quad (13)$$

Equation (13) for the deviations of the second moments $f_{ij} - f_{ij}^{(0)}$ in k -space contains the deviations of the third moments $f_{ij}^{(N)} - f_{ij}^{(N; 0)}$ and a problem of closing the equations for the higher moments arises. Various approximate methods have been proposed for the solution of problems of this type (see, e.g., [29, 30, 31]). The simplest procedure is the ϵ -approximation which was widely used for study of different problems of turbulent transport (see, e.g., [29, 32, 33, 34, 35]). One of the simplest procedures, that allow us to express the deviations of the terms with the third moments $f_{ij}^{(N)} - f_{ij}^{(N; 0)}$ in k -space in terms of that for the second moments $f_{ij} - f_{ij}^{(0)}$; reads

$$f_{ij}^{(N)} - f_{ij}^{(N; 0)} = \frac{f_{ij} - f_{ij}^{(0)}}{(k)}; \quad (14)$$

where (k) is the correlation time of the turbulent velocity field. Here we assumed that the time (k) is independent of the mean velocity gradients and constant angular velocity.

The ϵ -approximation is in general similar to Eddy Damped Quasi-Normal Markovian (EDQNM) approximation. However there is a principle difference between these two approaches (see [29, 31]). The EDQNM closures do not relax to the equilibrium, and this procedure does not describe properly the motions in the equilibrium state. In EDQNM approximation, there is no

dynamically determined relaxation time, and no slightly perturbed steady state can be approached [29]. In the ϵ -approximation, the relaxation time for small departures from equilibrium is determined by the random motions in the equilibrium state, but not by the departure from equilibrium [29]. Analysis performed in [29] showed that the ϵ -approximation describes the relaxation to the equilibrium state (the background turbulence) more accurately than the EDQNM approach.

Note that we applied the ϵ -approximation (14) only to study the deviations from the background turbulence which are caused by the spatial derivatives of the mean velocity and a uniform rotation. The background turbulence is assumed to be known. Here we use the following model for the background isotropic and weakly inhomogeneous turbulence:

$$f_{ij}^{(0)}(k; R) = \frac{E(k)}{8k^2} P_{ij}(k) + \frac{i}{2k^2} (k_i r_j - k_j r_i) h u^2 i^{(0)} \quad (15)$$

(see e.g., [36]), where $(k) = 2_0(k)$; $E(k) = d(k)/dk$; $(k) = (k-k_0)^{1-q}$; $1 < q < 3$ is the exponent of the kinetic energy spectrum (e.g., $q = 5/3$ for Kolmogorov spectrum), $k_0 = 1/l_0$: In this study we have chosen the spatial profile of $h u^2 i^{(0)}$ in the form given by Eq. (24), where we assumed that the correlation time (k) is independent of R .

Equations (13)-(15) allow to determine the second moment $f_{ij}(R) = \int f_{ij}(k; R) dk$:

$$f_{ij}(R) = f_{ij}^{(0)}(R) + \frac{1}{\tau} M_{ij} + \frac{1}{6} l_0^2 S_{ij} \quad (16)$$

(see Appendix B), where $\frac{1}{\tau} = l_0^p \overline{h u^2 i^{(0)}} = 6 = l_0^2 = 6_0$; and the tensors M_{ij} and S_{ij} are determined in Appendix B. Note that the mean velocity gradient $r_i \bar{U}$ causes generation of anisotropic velocity fluctuations (tangling turbulence). Equation (16) allows to determine the effective force $\bar{F} = r_j [f_{ij}(R) - f_{ij}^{(0)}(R)]$:

$$\bar{F}_i = \frac{1}{\tau} (M_{ij} j + r_j M_{ij}) + \frac{1}{6} l_0^2 (S_{ij} j + r_j S_{ij}); \quad (17)$$

where $\frac{1}{\tau} = (r l_0^2) = l_0^2 = (r \frac{1}{\tau}) = \frac{1}{\tau}$: Note that when $\frac{1}{\tau} = \text{const}$; the effective force \bar{F} does not have the term $/W$; where $\frac{1}{\tau}$ describes the so-called hydrodynamic effect which was introduced in the equation for the mean vorticity (see, e.g., [3, 4, 5]), similarly to the effect in the equation for the evolution of the mean magnetic field (see, e.g., [37]).

IV. THE LARGE-SCALE INSTABILITY IN AN INHOMOGENEOUS TURBULENCE

For simplicity we consider perturbations of the mean velocity and mean vorticity which depend on z only, and

$\mathbf{u} = (z)\mathbf{e}_z$; $\mathbf{u} = \mathbf{e}_z$: After calculating $[\mathbf{r} \times (\mathbf{r} \cdot \nabla)\mathbf{u}]_z$ from Eq. (6) and \tilde{W}_z from Eq. (7) we arrive at the following equations written in nondimensional form

$$\frac{\partial \tilde{U}_z}{\partial t} = \hat{G} - \frac{1}{2} \frac{\partial}{\partial z} \left[\tilde{U}_z^2 + \tilde{W}_z^2 \right] + \frac{1}{2} \frac{\partial}{\partial z} \left[\tilde{U}_z^2 + \tilde{W}_z^2 \right] \tilde{U}_z; \quad (18)$$

$$\frac{\partial \tilde{W}_z}{\partial t} = \hat{G} - \frac{1}{2} \frac{\partial}{\partial z} \left[\tilde{U}_z^2 + \tilde{W}_z^2 \right] + \frac{1}{2} \frac{\partial}{\partial z} \left[\tilde{U}_z^2 + \tilde{W}_z^2 \right] \tilde{W}_z; \quad (19)$$

where $\hat{G} = \frac{1}{2} \frac{\partial}{\partial z} \left[\tilde{U}_z^2 + \tilde{W}_z^2 \right]$, $\tilde{r}_z = \frac{\partial}{\partial z} \tilde{U}_z$,

$$\hat{G} = 2a \tilde{r}_z + \left[\tilde{r}_z^2 + \tilde{r}_z \right];$$

$$(\tilde{r}_z; z) = \frac{(0)}{T} (z) D_5(!) = 2 D_6(!);$$

$$\tilde{U}_z(\tilde{r}_z; z) = \frac{(0)}{T} (z) D_6(!);$$

$$\tilde{T}(\tilde{r}_z; z) = \frac{(0)}{T} (z) D_1(!) = 2 + D_2(!);$$

$$\tilde{U}_z(\tilde{r}_z; z) = \frac{(0)}{U} (\tilde{r}_z; z) + 2 \frac{(0)}{T} (z) D_2(!);$$

$$\tilde{U}_z(\tilde{r}_z; z) = \frac{(0)}{T} (z) D_4(!);$$

$$\tilde{W}_z(\tilde{r}_z; z) = \frac{(0)}{T} (z) D_1(!) = 2 D_3(!);$$

Here $! = 8 \tau_0$; $a = L^2 = \frac{1}{T}$, and we used Eq. (17). The functions $D_k(!)$ are determined in Appendix B.

In Eqs. (18) and (19) we use the following dimensionless variables: length is measured in units of L , time in units of $L^2 = \frac{1}{T}$; the function $\tilde{U}_z(z)$ is measured in the units of L^{-1} , the function $\tilde{T}(z)$ is measured in the units of $\frac{1}{T}$, the perturbations of velocity \tilde{U}_z and vorticity \tilde{W}_z are measured in units of U and $U = L$; respectively. The functions $\tilde{U}_z(0)$, $\tilde{U}_z(0)$, and $\tilde{T}(0)$, $\tilde{U}_z(0)$, $\tilde{W}_z(0)$, $\tilde{U}_z(0)$ are shown in Figs. 1-2. All these functions are normalized by $\frac{(0)}{T}(z)$, e.g., $\tilde{T}(0)$

$$\tilde{T}(\tilde{r}_z; z) = \frac{(0)}{T} (z), \text{ and similarly for other functions.}$$

A. The weakly inhomogeneous turbulence

Assume that functions $\frac{(0)}{T}(z)$ and $\tilde{U}_z(z)$ vary slowly with z in comparison with mean velocity $\tilde{U}_z(z)$ and mean vorticity $\tilde{W}_z(z)$. Let us seek for the solution of Eqs. (18) and (19) in the form $\exp(-iKz)$: Below we consider two asymptotic cases: $K_z^2 \ll K_z^2$ (which correspond to an excitation of the longitudinal inertial waves) and $K_z^2 \gg K_z^2$ (which correspond to a formation of helical jets). In the latter case the velocity components $\tilde{U}_z \propto \tilde{U}_z$ which corresponds to flow structures in the form of jets.

1. The longitudinal inertial waves

Now we consider perturbations with the wave numbers $K_z^2 \ll K_z^2$: Since $\mathbf{r} \cdot \nabla = 0$; the velocity components

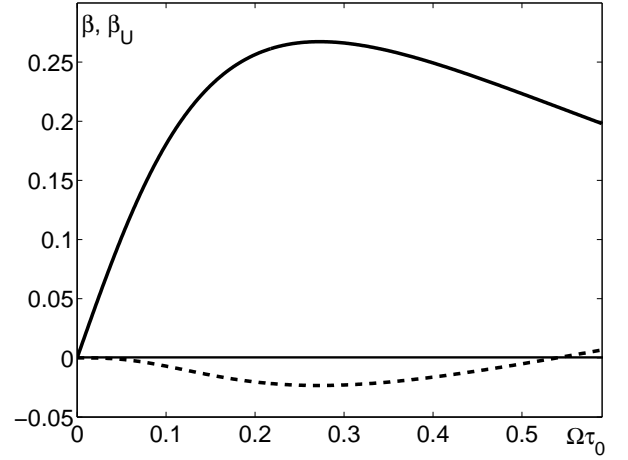


FIG. 1: The rotation rate dependence of the functions $\beta_U(0)$ (solid) and $\beta_U(0)$ (dashed).

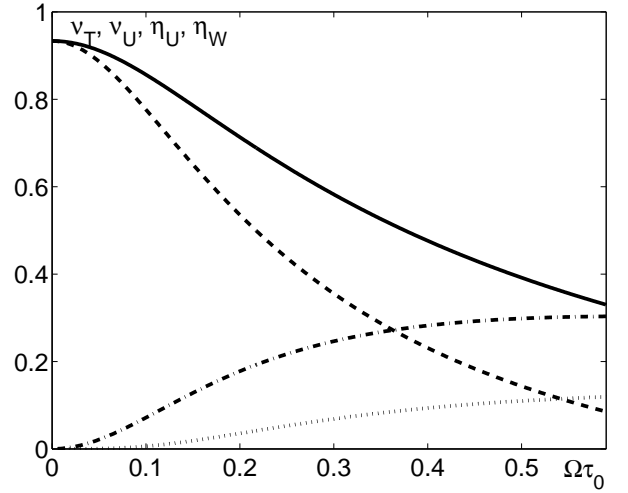


FIG. 2: The rotation rate dependence of the functions $\tilde{T}(0)$ (solid), $\tilde{U}_z(0)$ (dashed-dotted), $\tilde{W}_z(0)$ (dashed) and $\tilde{U}_z(0)$ (dotted).

$\tilde{U}_z \propto \tilde{U}_z$; Thus the growth rate of the inertial waves with the frequency

$$\omega_w = \text{sgn}(\tilde{U}_z) \frac{2a K_z}{K}; \quad (20)$$

is given by

$$\omega_w = \tilde{U}_z(0) K_z \tilde{T}(0) K^2; \quad (21)$$

where $\omega_w = \omega_w + i\gamma_w$; the wave number K is measured in the units of L^{-1} and γ_w is measured in the units of $\frac{1}{T} L^2$: The maximum growth rate of the inertial waves, $\gamma_m = [\tilde{U}_z(0)]^2 = 4 \tilde{T}(0)$; is attained at $K = K_m = \tilde{U}_z(0) \tilde{T}(0)$: For a slow rotation, i.e., $! \ll 8 \tau_0$; 1; the turbulent viscosity $\tilde{T}(0) = (q+3)/5$ and $\tilde{U}_z(0) = 4(q+1)/5$: Note

that the inertial waves are helical, i.e., the large-scale hydrodynamic helicity of the motions in the inertial waves is $\mathbf{U} \cdot (\mathbf{r} \times \mathbf{U}) = 2\mathbf{j} \cdot \mathbf{K}_z \neq 0$. This instability is caused by a combination of the inhomogeneity of the turbulence and the uniform mean rotation [see the first term in Eq. (21)].

2. The helical jets (the transversal waves)

Now we consider perturbations with the wave numbers $K_z^2 = K_z^2$. Since $\mathbf{r} \cdot \mathbf{U} = 0$, the velocity components $\mathbf{U}_z = \mathbf{j} \cdot \mathbf{U}$. This flow pattern corresponds to the structures in the form of oscillating jets. Consider two regimes. First, for $K_z^2 \ll 4a^2 = K_z^2 = K_z^2$. Then the growth rate of perturbations with the frequency

$$\omega_w = \text{sgn}(\gamma) \frac{2a K_z}{K}; \quad (22)$$

is given by

$$\omega_w = \frac{1}{2} f \mathbf{j} \cdot (\mathbf{U}_0 + \mathbf{j} K_z [\tau(\mathbf{U}_0) + \omega_w(\mathbf{U}_0)] K^2 \mathbf{g}; \quad (23)$$

The maximum growth rate of perturbations, $\omega_m = [\omega_w(\mathbf{U}_0)]^2 = 8[\tau(\mathbf{U}_0) + \omega_w(\mathbf{U}_0)]$, is attained at $K = K_m = \mathbf{j} \cdot (\mathbf{U}_0) \mathbf{j} \cdot 2[\tau(\mathbf{U}_0) + \omega_w(\mathbf{U}_0)]$. The large-scale hydrodynamic helicity of the flow in jets is $\mathbf{U} \cdot (\mathbf{r} \times \mathbf{U}) = 4K_z \mathbf{j} \cdot \mathbf{U}_z \mathbf{j} \cdot \text{sgn}(\gamma) \neq 0$. This regime corresponds to the condition: $a^2(\mathbf{U}_0) = 4\tau(\mathbf{U}_0)$.

B. Numerical results

In this Section we take into account the inhomogeneity of the functions $\tau^{(0)}(z)$ and $\omega_w(z)$. We introduce a new variable $V = \mathbf{U}_z$ and consider an eigenvalue problem for a system of Eqs. (18) and (19). We seek for a solution of Eqs. (18) and (19) in the form $\mathbf{U}(z) \exp(i t) J_0(K_z r)$; where $J_0(x)$ is the Bessel function of the first kind, and we used a cylindrical system of coordinates $(z; r; \theta)$. After the substitution of this solution into Eqs. (18) and (19) we obtain the system of the ordinary differential equations which is solved numerically. We have chosen the vertical profile of the function $\tau^{(0)}(z)$ in the following form

$$\tau^{(0)}(z) = 1 - C \exp\left(-2\frac{z}{L}\right) \frac{1}{2}; \quad (24)$$

$$C = \frac{1 - \tau^{(b)}}{1 - \exp(-\frac{2}{L})};$$

with two values of the parameter $\tau^{(b)} = 0.1$ and 0.3 ; and two values of the parameter $L = 12$ and 30 . The vertical profile of the turbulent viscosity $\tau^{(0)}(z)$ is shown in FIG. 3.

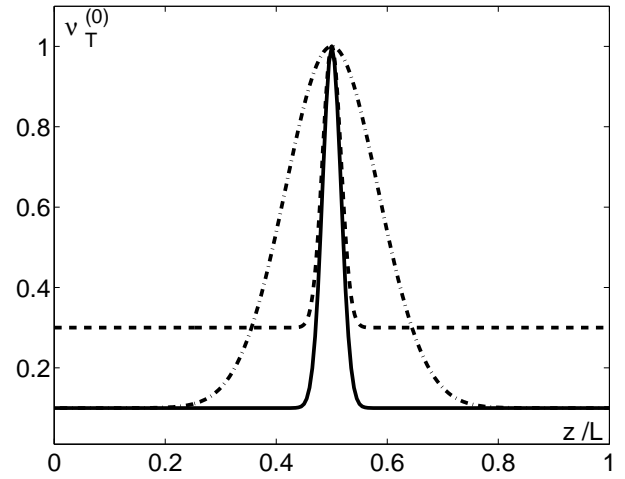


FIG. 3: The vertical profile of the turbulent viscosity $\tau^{(0)}(z)$ for $\omega_0 = 30$ and $\tau^{(b)} = 0.1$ (solid); $\omega_0 = 30$ and $\tau^{(b)} = 0.3$ (dashed); $\omega_0 = 12$ and $\tau^{(b)} = 0.1$ (dashed-dotted).

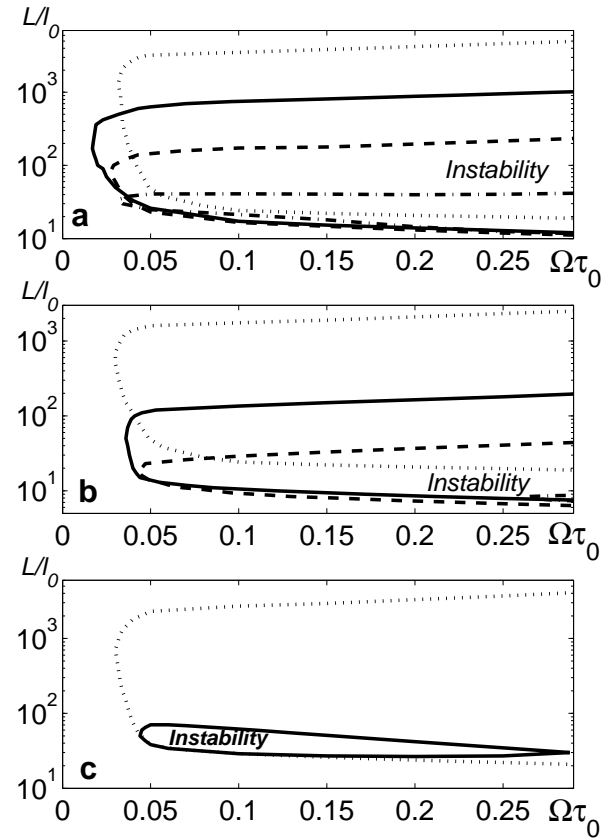


FIG. 4: The range of parameters ($L=10$; ω_0) for which the large-scale instability occurs ($\omega_w > 0$) for (a). $\omega_0 = 12$, $\tau^{(b)} = 0.1$; (b). $\omega_0 = 30$, $\tau^{(b)} = 0.1$; (c). $\omega_0 = 30$, $\tau^{(b)} = 0.3$; and different values of the parameter γ : $\gamma = 0.1$ (dotted), $\gamma = 0.5$ (solid), $\gamma = 1$ (dashed), $\gamma = 2$ (dashed-dotted).

The sufficient condition for the excitation of the instability is $\omega_w > 0$. The range of parameters ($L=l_0$; Ω_0) for which the large-scale instability occurs is shown in FIG. 4 for different values of the parameters τ , $\tau^{(0)}(z)$ and Ω_0 . Here $\tau = L/L_r$, L is the vertical size of the whole region, L_r is the radial size of the structures. The size L_r is defined as a radius from the center of the structure at which the energy \bar{U}_z^2 of the vertical velocity perturbations decreases by a factor of 2. Note that when $r = L_r$, the energy \bar{U}_r^2 of the radial velocity perturbations is maximum. Here we took into account that $W_z / J_0(K_2 r)$. The maximum radial size of the whole region is of the order of $4L_r$. Small τ correspond to the large-scale longitudinal inertial waves, while the large-scale helical jets correspond to larger parameter τ . The decrease of the parameter τ causes increase of the range of the large-scale instability. On the other hand, the increase of the size of the turbulent region (i.e., decrease of the parameter Ω_0) results in increase of the range of the instability.

The rotation rate (Ω_0) dependencies of the growth rate ω_w of the large-scale instability and the frequency ω_0 of the generated waves due to the large-scale instability are shown in FIGS. 5-7. There is a threshold in the rotation rate for the large-scale instability: $\Omega_0 = 0.025$, and when $\Omega_0 > 0.025$, the instability is excited. The instability threshold in the parameter L is $L > 10l_0$. Note that the characteristic time of the excitation of this instability ω_w^{-1} is much larger than the turbulent correlation time τ_0 . This implies that there is indeed a separation of scales as we assumed in the derivations. The range of validity of these results $\omega_w < 1$ for a statistically stationary background turbulence. In particular, we assumed that the characteristic time of evolution of the second moments is much smaller than the turbulent correlation time. This is the reason why we presented results for $\Omega_0 < 1=3$. The asymptotic formulas (20)–(23) are in agreement with the obtained numerical results.

It must be noted that turbulent flow with an imposed mean linear velocity shear and uniformly rotating flows are essentially different. In particular, in a turbulent flow with an imposed mean linear velocity shear there are no waves similar to the inertial waves which exist in a uniformly rotating flows. The reason is that any shear motions have a nonzero symmetric part $(\partial \hat{U})_{ij}$ of the gradient of the mean velocity, where $(\partial \hat{U})_{ij} = (r_i U_j + r_j U_i)/2$. In addition, the difference between these two flows is that the mean velocity shear produces a work in a turbulent flow, while a uniform rotation does not produce a work in homogeneous turbulent flow.

It is plausible to suggest that the results of recent experiments [40] can be explained by the large-scale instability discussed in this paper.

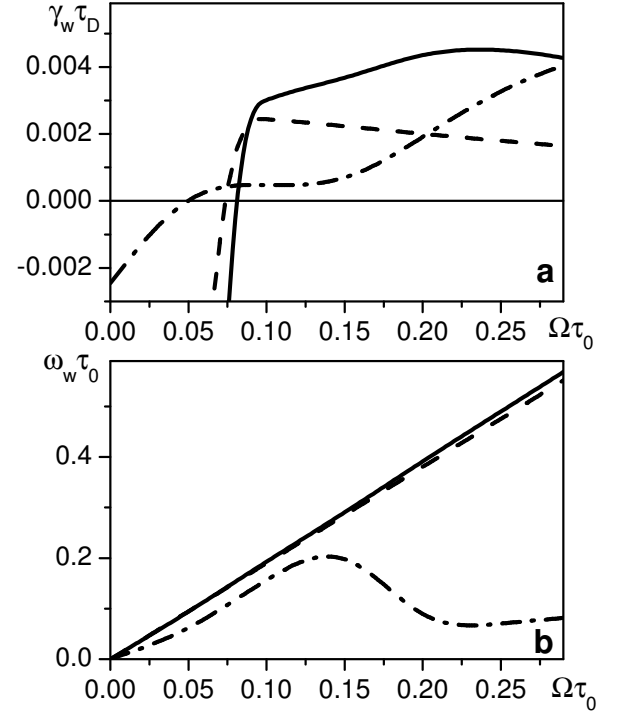


FIG. 5: The rotation rate (Ω_0) dependencies of (a) the growth rate ω_w of the large-scale instability and (b) the frequency ω_0 of the generated waves due to the large-scale instability for $\tau = 12$, $\tau^{(0)} = 0.1$, $\tau = 0.1$ and different values of the parameter $L=l_0$: $L=l_0 = 50$ (solid), $L=l_0 = 100$ (dashed) and $L=l_0 = 500$ (dashed-dotted). Here $\tau_0 = L^2/\tau$.

V. CONCLUSIONS

We studied formation of large-scale structures in a rotating inhomogeneous nonhelical turbulence. We found a mechanism for the excitation of the large-scale inertial waves and formation of large-scale helical jets. These structures are associated with a generation of a large-scale vorticity due to the excitation of the large-scale instability in a uniformly rotating inhomogeneous turbulence. It was shown that the mean vorticity cannot be generated by a homogeneous uniformly rotating nonhelical turbulence. The excitation of the mean vorticity in this flow requires also an inhomogeneity of turbulence. Therefore, the large-scale instability is caused by a combined effect of the inhomogeneity of the turbulence and the uniform mean rotation. The source of the large-scale instability is the energy of the small-scale turbulence. The rotation and inhomogeneity of turbulence provide a mechanism for transport of energy from turbulence to large-scale motions. We determined the range of parameters at which the large-scale instability occurs.

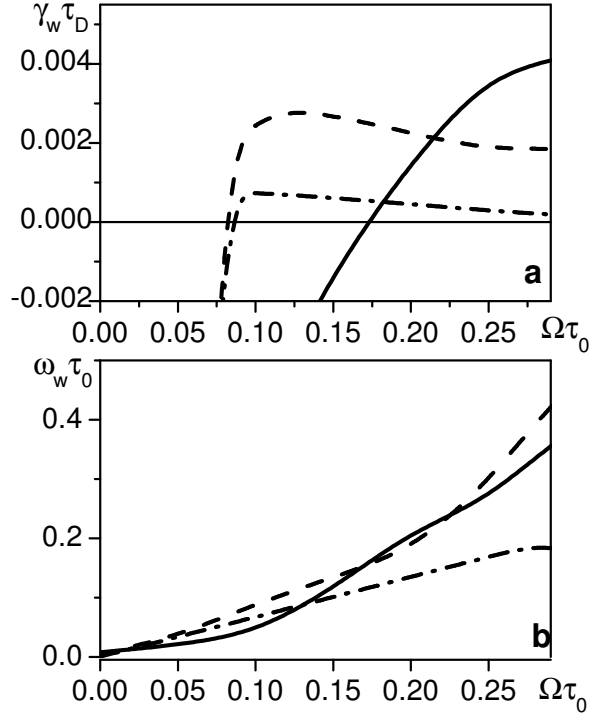


FIG. 6: The rotation rate (τ_0) dependencies of (a) the growth rate $\gamma_w \tau_D$ of the large-scale instability and (b) the frequency $\omega_w \tau_0$ of the generated waves due to the large-scale instability for $\tau_0 = 12$, $\tau^{(b)} = 0.1$, $\tau = 2$ and different values of the parameter $L=l_0$: $L=l_0 = 15$ (solid), $L=l_0 = 25$ (dashed) and $L=l_0 = 35$ (dashed-dotted).

Acknowledgments

This work was partially supported by The German-Israeli Project Cooperation (DIP) administered by the Federal Ministry of Education and Research (BMBF) and by the Israel Science Foundation governed by the Israeli Academy of Science.

APPENDIX A: DERIVATION OF EQ. (9)

In order to derive Eq. (9) we use a mean field approach, i.e., a correlation function is written as follows

$$\begin{aligned} \langle u_i(x) u_j(y) \rangle &= \int \int u_i(k_1) u_j(k_2) \exp[i(k_1 \cdot x + k_2 \cdot y)] dk_1 dk_2 \\ &= \int f_{ij}(k; R) \exp(ik \cdot r) dk; \\ f_{ij}(k; R) &= \langle u_i(k + K=2) u_j(k + K=2) \rangle \exp(ik \cdot R) \end{aligned}$$

(see, e.g., [38, 39]), where R and K correspond to the large scales, and r and k to the small scales, i.e., $R =$

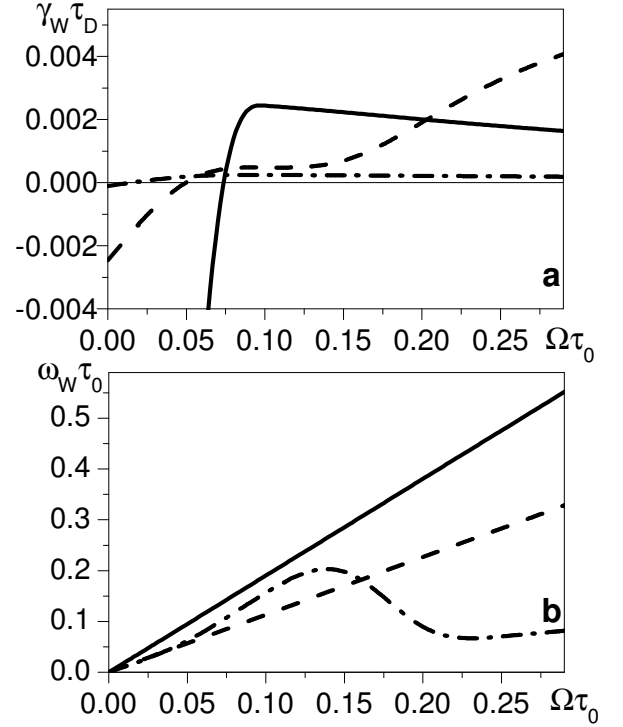


FIG. 7: The rotation rate (τ_0) dependencies of (a) the growth rate $\gamma_w \tau_D$ of the large-scale instability and (b) the frequency $\omega_w \tau_0$ of the generated waves due to the large-scale instability for $\tau_0 = 30$, $\tau^{(b)} = 0.1$, $\tau = 0.1$ and different values of the parameter $L=l_0$: $L=l_0 = 100$ (solid), $L=l_0 = 500$ (dashed) and $L=l_0 = 1000$ (dashed-dotted).

$(x+y)=2$; $r = x - y$; $K = k_1 + k_2$; $k = (k_1, k_2)=2$: This implies that we assumed that there exists a separation of scales, i.e., the maximum scale of turbulent motions l_0 is much smaller than the characteristic scale of inhomogeneities of the mean fields.

Now we calculate

$$\begin{aligned} \frac{\partial f_{ij}(k_1; k_2)}{\partial t} &= P_{in}(k_1) \frac{\partial u_n(k_1)}{\partial t} u_j(k_2) i \\ &+ \langle u_i(k_1) P_{jn}(k_2) \frac{\partial u_n(k_2)}{\partial t} \rangle i; \quad (A1) \end{aligned}$$

where we multiplied equation of motion (8) rewritten in k -space by $P_{ij}(k) = \delta_{ij} - k_i k_j / k^2$ in order to exclude the pressure term from the equation of motion, δ_{ij} is the Kronecker tensor and $k_i k_j = k_i k_j / k^2$: This yields the equation for $f_{ij}(k; R)$ [see Eq. (9)]. For the derivation of Eq. (9) we used the following equation

$$\begin{aligned} \int \int i k_i f_{ij}(k) \frac{1}{2} Q; K - Q \mathcal{U}_p(Q) \exp(ik \cdot R) dK dQ \\ = \frac{1}{2} \mathcal{U}_p r_i f_{ij} + \frac{1}{2} f_{ij} r_i \mathcal{U}_p - \frac{i}{4} (r_s \mathcal{U}_p) r_i \frac{\partial f_{ij}}{\partial k_s} \\ + \frac{i}{4} \frac{\partial f_{ij}}{\partial k_s} (r_s r_i \mathcal{U}_p); \quad (A2) \end{aligned}$$

To derive Eq. (A2) we multiply the equation $\nabla \cdot \mathbf{u} = 0$; written in \mathbf{k} -space for $\mathbf{u}(\mathbf{k}_1, \mathbf{Q})$; by $\mathbf{u}_j(\mathbf{k}_2) \mathcal{U}_p(\mathbf{Q}) \exp(i\mathbf{K} \cdot \mathbf{R})$; and integrate over \mathbf{K} and \mathbf{Q} , and average over ensemble of velocity fluctuations. Here $\mathbf{k}_1 = \mathbf{k} + \mathbf{K} = 2$ and $\mathbf{k}_2 = -\mathbf{k} + \mathbf{K} = 2$. This yields

$$\int d\mathbf{Q} \left(i\mathbf{k}_1 + \frac{1}{2}\mathbf{K} \right) \cdot \mathbf{Q} \int d\mathbf{u}_i \left(\mathbf{k} + \frac{1}{2}\mathbf{K} \right) \cdot \mathbf{Q} \mathcal{U}_p(\mathbf{Q}) \exp(i\mathbf{K} \cdot \mathbf{R}) d\mathbf{K} d\mathbf{Q} = 0; \quad (\text{A } 3)$$

Next, we introduce new variables: $\mathbf{K}_1 = \mathbf{k} + \mathbf{K} = 2$; $\mathbf{K}_2 = -\mathbf{k} + \mathbf{K} = 2$ and $\mathbf{K} = (\mathbf{K}_1 - \mathbf{K}_2) = 2 = \mathbf{k} - \mathbf{Q} = 2$; $\mathbf{K} = \mathbf{K}_1 + \mathbf{K}_2 = \mathbf{K} - \mathbf{Q}$: This allows us to rewrite Eq. (A3) in the form

$$\int d\mathbf{Q} \left(i\mathbf{k}_1 + \frac{1}{2}\mathbf{K} \right) \cdot \mathbf{Q} \int d\mathbf{u}_i \left(\mathbf{k} - \frac{1}{2}\mathbf{Q} \right) \cdot \mathbf{K} \mathcal{U}_p(\mathbf{Q}) \exp(i\mathbf{K} \cdot \mathbf{R}) d\mathbf{K} d\mathbf{Q} = 0; \quad (\text{A } 4)$$

Since $\mathbf{Q} \cdot \mathbf{j} = \mathbf{k} \cdot \mathbf{j}$ we can use the Taylor series expansion

$$f_{ij}(\mathbf{k} - \mathbf{Q} = 2; \mathbf{K} - \mathbf{Q}) = f_{ij}(\mathbf{k}; \mathbf{K} - \mathbf{Q}) - \frac{1}{2} \frac{\partial f_{ij}(\mathbf{k}; \mathbf{K} - \mathbf{Q})}{\partial k_s} Q_s + O(Q^2); \quad (\text{A } 5)$$

We also use the following identities:

$$\begin{aligned} \int d\mathbf{Q} [f_{ij}(\mathbf{k}; \mathbf{R}) \mathcal{U}_p(\mathbf{R})]_{\mathbf{k}} &= \int d\mathbf{Q} f_{ij}(\mathbf{k}; \mathbf{K} - \mathbf{Q}) \mathcal{U}_p(\mathbf{Q}) d\mathbf{Q}; \\ \int d\mathbf{R} [f_{ij}(\mathbf{k}; \mathbf{R}) \mathcal{U}_p(\mathbf{R})] &= \int d\mathbf{K} [f_{ij}(\mathbf{k}; \mathbf{R}) \mathcal{U}_p(\mathbf{R})]_{\mathbf{k}} \\ &\quad \exp(i\mathbf{K} \cdot \mathbf{R}) d\mathbf{K}; \end{aligned} \quad (\text{A } 6)$$

where $[f_{ij}(\mathbf{k}; \mathbf{R}) \mathcal{U}_p(\mathbf{R})]_{\mathbf{k}}$ denotes a Fourier transformation. Therefore, Eqs. (A4)–(A6) yield Eq. (A2).

APPENDIX B: THE REYNOLDS STRESSES

In this Appendix we derive equation for the Reynolds stresses using Eq. (13). We assume that the characteristic time of variation of the second moment $f_{ij}(\mathbf{k}; \mathbf{R})$ is substantially larger than the correlation time $\tau(\mathbf{k})$ for all turbulence scales. Thus in a steady-state Eq. (13) reads

$$\hat{\mathcal{L}}(\cdot) (\mathbf{k} \hat{\mathcal{L}}(\mathbf{U})) (\hat{\mathbf{f}} - \hat{\mathbf{f}}^{(0)}) = (\mathbf{k}) \hat{\mathcal{N}}(\cdot) + \hat{\mathcal{I}}(\mathbf{U}) \hat{\mathbf{f}}^{(0)}; \quad (\text{B } 1)$$

where we used Eq. (14). Hereafter we use the following notations: $\hat{\mathbf{f}} = f_{ij}(\mathbf{k}; \mathbf{R})$; $\hat{\mathbf{f}}^{(N)} = f_{ij}^{(N)}(\mathbf{k}; \mathbf{R})$; $\hat{\mathbf{f}}^{(0)} = f_{ij}^{(0)}(\mathbf{k}; \mathbf{R})$; $\hat{\mathcal{I}}(\mathbf{U}) \hat{\mathbf{f}} = \mathcal{I}_{ijm n}(\mathbf{U}) f_{m n}(\mathbf{k}; \mathbf{R})$ and $\hat{\mathcal{N}}(\cdot) \hat{\mathbf{f}} = \mathcal{N}_{ijm n}(\cdot) f_{m n}(\mathbf{k}; \mathbf{R})$; and $\hat{\mathcal{L}}(\cdot) = \mathcal{L}_{ijm n}(\cdot) = \mathcal{L}_{ijm n}(\mathbf{k}) \mathcal{N}_{ijm n}(\cdot)$. Multiplying Eq. (B1) by the inverse operator $\hat{\mathcal{L}}^{-1}(\cdot)$ yields

$$\begin{aligned} (\mathbf{k}) \hat{\mathcal{L}}^{-1}(\cdot) \hat{\mathcal{I}}(\mathbf{U}) (\hat{\mathbf{f}} - \hat{\mathbf{f}}^{(0)}) &= (\mathbf{k}) \hat{\mathcal{L}}^{-1}(\cdot) \\ &\quad (\mathbf{k}) \hat{\mathcal{L}}^{-1}(\cdot) \hat{\mathcal{I}}(\mathbf{U}) \hat{\mathbf{f}}^{(0)}; \end{aligned} \quad (\text{B } 2)$$

where $\hat{\mathcal{L}}^{-1}(\cdot) = \mathcal{L}_{ijm n}^{-1}(\cdot)$ and we used an identity

$$\hat{\mathcal{L}}^{-1}(\cdot) = (\mathbf{k}) \hat{\mathcal{L}}^{-1}(\cdot) \hat{\mathcal{N}}(\cdot);$$

The latter identity follows from the definition: $\hat{\mathcal{L}}^{-1}(\cdot) \hat{\mathcal{L}}(\cdot) = \hat{\mathcal{E}}$: The inverse operator $\hat{\mathcal{L}}^{-1}(\cdot)$ is given by

$$\begin{aligned} \hat{\mathcal{L}}^{-1}(\cdot) = \mathcal{L}_{ijm n}^{-1}(\cdot) &= \frac{1}{2} [B_1 \delta_{im} \delta_{jn} + B_2 k_{ijm n} \\ &\quad + B_3 (\delta_{ipm} \delta_{j n} + \delta_{jpn} \delta_{im}) \delta_p + B_4 (\delta_{im} k_{j n} + \delta_{j n} k_{im}) \\ &\quad + B_5 \delta_{ipm} \delta_{j n} k_{p q} + B_6 (\delta_{ipm} k_{j n} + \delta_{j n} k_{ipm})]; \end{aligned} \quad (\text{B } 3)$$

where $B_1 = 1 + \langle \mathbf{U}^2 \rangle$; $B_2 = B_1 + 2 \langle \mathbf{U}^4 \rangle$; $B_3 = 2 \langle \mathbf{U}^2 \rangle$; $B_4 = 2 \langle \mathbf{U}^2 \rangle B_1$; $B_5 = 2 \langle \mathbf{U}^2 \rangle B_1$; $B_6 = 2 \langle \mathbf{U}^2 \rangle \langle \mathbf{U}^2 \rangle$; $\langle \mathbf{x} \rangle = 1/(1 + \mathbf{x}^2)$ and $\langle \mathbf{x} \rangle = 2 \langle \mathbf{x} \rangle \langle \mathbf{x} \rangle = \mathbf{x}$:

Multiplying Eq. (B2) by the operator $\hat{\mathcal{E}} + (\mathbf{k}) \hat{\mathcal{L}}^{-1}(\cdot) \hat{\mathcal{I}}(\mathbf{U})$ yields the second moment $\hat{\mathbf{f}} = f_{ij}(\mathbf{k}; \mathbf{R})$:

$$\hat{\mathbf{f}} = \hat{\mathcal{L}}^{-1}(\cdot) + (\mathbf{k}) \hat{\mathcal{L}}^{-1}(\cdot) \hat{\mathcal{I}}(\mathbf{U}) \hat{\mathcal{L}}^{-1}(\cdot) \hat{\mathbf{f}}^{(0)}; \quad (\text{B } 4)$$

where we neglected terms which are of the order of $O(\mathbf{U}^2)$: Since $\mathcal{L}_{ijm n}^{-1}(\cdot) P_{m n}(\mathbf{k}) = P_{ij}(\mathbf{k})$, Eq. (B4) reads

$$\hat{\mathbf{f}} = \hat{\mathbf{f}}^{(0)} + (\mathbf{k}) \hat{\mathcal{L}}^{-1}(\cdot) \hat{\mathcal{I}}(\mathbf{U}) \hat{\mathbf{f}}^{(0)} + O(\sim); \quad (\text{B } 5)$$

where $\sim = \mathbf{U}_0^2 \mathbf{U}_0^2$: The first term in Eq. (B5) describes the background turbulence. The second term in Eq. (B5) determines effects of both, rotation and mean gradients of the velocity perturbations on the turbulence. The integration in \mathbf{k} -space yields the second moment $f_{ij}(\mathbf{R}) = \int d\mathbf{k} f_{ij}(\mathbf{k}; \mathbf{R})$ which is determined by Eq. (16), where we used the notation $\hat{\mathbf{f}} = f_{ij} = f_{ij}^{(0)}$; and the tensors M_{ij} and S_{ij} are given by

$$\begin{aligned} M_{ij} &= D_1 \langle \mathbf{U} \rangle (\mathbf{U})_{ij} + D_2 \langle \mathbf{U} \rangle Q_{ij} + D_3 \langle \mathbf{U} \rangle T_{ij} \\ &\quad + D_4 \langle \mathbf{U} \rangle (\mathbf{U} \cdot \mathbf{r}) (\mathbf{U} \cdot \mathbf{r})_{ij}; \end{aligned} \quad (\text{B } 6)$$

$$S_{ij} = D_5 \langle \mathbf{U} \rangle K_{ij} + D_6 \langle \mathbf{U} \rangle R_{ij}; \quad (\text{B } 7)$$

where

$$\begin{aligned} Q_{ij} &= (\mathbf{U} \cdot \mathbf{r}_j + \mathbf{U} \cdot \mathbf{r}_i) (\mathbf{U} \cdot \mathbf{U}) \\ &\quad + (\mathbf{U} \cdot \mathbf{r}) (\mathbf{U} \cdot \mathbf{U})_{ij}; \end{aligned} \quad (\text{B } 8)$$

$$T_{ij} = (\mathbf{U} \cdot \mathbf{r})_i (\mathbf{U} \cdot \mathbf{U})_j + (\mathbf{U} \cdot \mathbf{r})_j (\mathbf{U} \cdot \mathbf{U})_i; \quad (\text{B } 9)$$

$$K_{ij} = \mathbf{U} \cdot \mathbf{U}_{im n} (\mathbf{U})_{m j} + \mathbf{U}_{jm n} (\mathbf{U})_{m i}; \quad (\text{B } 10)$$

$$\begin{aligned} R_{ij} &= (\mathbf{U} \cdot \mathbf{r})_i (\mathbf{U} \cdot \mathbf{r})_j + (\mathbf{U} \cdot \mathbf{r})_j (\mathbf{U} \cdot \mathbf{r})_i (\mathbf{U} \cdot \mathbf{U}) \\ &\quad + (\mathbf{U} \cdot \mathbf{r}) (\mathbf{U} \cdot \mathbf{U})_{ij} + (\mathbf{U} \cdot \mathbf{r}) (\mathbf{U} \cdot \mathbf{U})_{ji}; \end{aligned} \quad (\text{B } 11)$$

$$(\mathbf{U})_{ij} = (\mathbf{r}_i \mathbf{U}_j + \mathbf{r}_j \mathbf{U}_i) = 2; \quad !_{ij} = \mathbf{r}_i \mathbf{r}_j; \quad \mathbf{r}_i = \mathbf{r}_i = 1; \quad \text{and}$$

$$\begin{aligned} D_1 \langle \mathbf{U} \rangle &= f_2 [A_1^{(1)} \langle \mathbf{U} \rangle + A_1^{(1)} (0) + (q + 2) C_1^{(1)} (0) \\ &\quad + C_1^{(1)} \langle \mathbf{U} \rangle] + A_2^{(1)} \langle \mathbf{U} \rangle g = 4; \end{aligned}$$

$$\begin{aligned}
D_2(!) &= 2C_3^{(1)}(!) - A_2^{(1)}(!) = 8; \\
D_3(!) &= (1=8)A_2^{(1)}(!); D_4(!) = (1=4)C_2^{(1)}(!); \\
D_5(!) &= 2[4C_1^{(2)}(!) + C_2^{(2)}(!) + 7C_3^{(2)}(!)]; \\
D_6(!) &= C_2^{(2)}(!) + 2C_3^{(2)}(!);
\end{aligned}$$

$! = 8_0$: The functions $A_m^{(n)}(!)$ and $C_m^{(n)}(!)$ are determined in Appendix C. Equation (17) for the effective force $\tilde{F} = r_j \tilde{f}_{ij}(R)$ can be rewritten in the form

$$\tilde{F}_i = \tilde{F}_i^{(H)} + (r_{\tau}^{(0)}) M_{ij} + \frac{1}{6} r_{\tau}^2 S_{ij} r_j; \quad (B12)$$

where $r_{\tau}^{(0)} = \frac{1}{b_0} \overline{hu^2 i^{(0)}} = \frac{1}{b_0} \frac{1}{6} = \frac{1}{6} = 6_0$; $(r_{\tau}^{(0)})^2 = \frac{1}{b_0^2} = \frac{1}{6^2} = \frac{1}{36}$; and the effective force $\tilde{F}_i^{(H)}$ in a homogeneous turbulence reads

$$\begin{aligned}
\tilde{F}_i^{(H)} &= \frac{1}{2} D_1 - D_3 \tilde{U}_i + D_4 \tilde{r}_i (\tilde{r}^2) (\tilde{r} \tilde{U}) \\
&+ (D_2 + D_3) [(\tilde{r} \tilde{r}^2 \tilde{U}_i + \tilde{r}_i (\tilde{r} \tilde{U}))] \\
&+ \frac{1}{6} r_{\tau}^2 D_6 (\tilde{r} \tilde{r}) [(\tilde{r} \tilde{r}_i \tilde{r} \tilde{U})] \\
&(\tilde{r} \tilde{W})!_i + (\tilde{r} \tilde{r}) (\tilde{r} \tilde{U})_i] \\
&\frac{1}{2} D_5 (\tilde{r} \tilde{U})_i + \frac{1}{12} r_{\tau}^2 D_5 r_i (\tilde{r} \tilde{W})
\end{aligned}$$

$$+ r_{\tau}^{(0)} (D_2 - D_3) r_i (\tilde{r} \tilde{r}) (\tilde{r} \tilde{U}); \quad (B13)$$

where we used the identity

$$\begin{aligned}
\epsilon_{ijk} \epsilon_{lmn} &= \epsilon_{iljm} \epsilon_{kn} + \epsilon_{injl} \epsilon_{km} + \epsilon_{imjn} \epsilon_{kl} \\
&+ \epsilon_{injm} \epsilon_{kl} - \epsilon_{iljn} \epsilon_{km} - \epsilon_{imjl} \epsilon_{kn};
\end{aligned}$$

Equation (B13) for the effective force $\tilde{F}_i^{(H)}$ in a homogeneous turbulence coincides in the form with that obtained in [41] using symmetry arguments. However, the symmetry arguments cannot allow to determine the nonlinear coefficients in Eq. (B13).

APPENDIX C: THE IDENTITIES USED FOR THE INTEGRATION IN k-SPACE

To integrate over the angles in k-space we used the following identities:

$$J_{ij}(a) = \int_0^Z \frac{k_{ij} \sin}{1 + a \cos^2} d\theta = A_1 \delta_{ij} + A_2 !_{ij}; \quad (C1)$$

$$\begin{aligned}
J_{ijmn}(a) &= \int_0^Z \frac{k_{ijmn} \sin}{1 + a \cos^2} d\theta = C_1 (!_{ijmn} + \epsilon_{imjn} + \epsilon_{injm}) + C_2 !_{ijmn} \\
&+ C_3 (!_{ijmn} + \epsilon_{imjn} + \epsilon_{injm} + \epsilon_{jmni} + \epsilon_{jnmi} + \epsilon_{mnij}); \\
H_{ijmn}(a) &= \frac{k_{ijmn} \sin}{(1 + a \cos^2)^2} d\theta = \frac{\partial}{\partial b} \int_0^Z \frac{k_{ijmn} \sin}{b + a \cos^2} d\theta \Big|_{b=1} \\
&= J_{ijmn}(a) + a \frac{\partial}{\partial a} J_{ijmn}(a); \quad (C2)
\end{aligned}$$

where $!_{ij} = \tilde{r}_i \tilde{r}_j$; $!_{ijmn} = !_{ij} !_{mn}$; $A_1 = 5C_1 + C_3$; $A_2 = C_2 + 7C_3$; and

$$\begin{aligned}
A_1(a) &= \frac{2}{a} (a+1) \frac{\arctan(\frac{p}{a})}{\frac{p}{a}} - 1; \\
A_2(a) &= \frac{2}{a} (a+3) \frac{\arctan(\frac{p}{a})}{\frac{p}{a}} - 3; \\
C_1(a) &= \frac{1}{2a^2} (a+1)^2 \frac{\arctan(\frac{p}{a})}{\frac{p}{a}} - \frac{5a}{3} - 1; \\
C_2(a) &= \frac{1}{2a^2} (3a^2 + 30a + 35) \frac{\arctan(\frac{p}{a})}{\frac{p}{a}} \\
&\quad - \frac{55a}{3} - 35; \\
C_3(a) &= \frac{1}{2a^2} (a^2 + 6a + 5) \frac{\arctan(\frac{p}{a})}{\frac{p}{a}} - \frac{13a}{3} - 5;
\end{aligned}$$

In the case of $a \rightarrow 1$ these functions are given by

$$\begin{aligned}
A_1(a) &\rightarrow (4=3) [1 - (1=5)a]; \quad A_2(a) \rightarrow (8=15)a; \\
C_1(a) &\rightarrow (4=15) [1 - (1=7)a]; \quad C_2(a) \rightarrow (32=315)a^2; \\
C_3(a) &\rightarrow (8=105)a;
\end{aligned}$$

In the case of $a \rightarrow 1$ these functions are given by

$$\begin{aligned}
A_1(a) &\rightarrow \frac{2}{a} \frac{p}{a}; \quad A_2(a) \rightarrow \frac{2}{a} \frac{p}{a}; \\
C_1(a) &\rightarrow \frac{2}{4} \frac{p}{a} - 4 = 3a; \quad C_2(a) \rightarrow \frac{3}{2} \frac{p}{a}; \\
C_3(a) &\rightarrow \frac{2}{4} \frac{p}{a} + 8 = 3a;
\end{aligned}$$

Now we calculate the following functions

$$\begin{aligned}
A_k^{(p)}(!) &= (6=!)^{p+1} \int_0^! y^p A_k(y^2) dy; \\
C_k^{(p)}(!) &= (6=!)^{p+1} \int_0^! y^p C_k(y^2) dy;
\end{aligned}$$

The integration yields:

$$\begin{aligned}
 A_1^{(1)}(l) &= 12 \frac{\arctan(l)}{l} - 1 - \frac{1}{l^2} \\
 &\quad + \frac{1}{l^2} [1 - \ln(1 + l^2)] ; \\
 A_2^{(1)}(l) &= 12 \frac{\arctan(l)}{l} - 1 - \frac{3}{l^2} \\
 &\quad + \frac{1}{l^2} [3 - 2 \ln(1 + l^2)] ; \\
 C_1^{(1)}(l) &= \frac{\arctan(l)}{l} - 3 - \frac{6}{l^2} - \frac{1}{l^4} \\
 &\quad + \frac{1}{l^2} \left[\frac{17}{3} + \frac{1}{l^2} - 4 \ln(1 + l^2) \right] ; \\
 A_1^{(2)}(l) &= 6 \frac{\arctan(l)}{l} - 1 + \frac{1}{l^2} - \frac{3}{l^2} + \frac{2}{l^3} L(l) ; \\
 A_2^{(2)}(l) &= 6 \frac{\arctan(l)}{l} - 1 + \frac{1}{l^2} - \frac{7}{l^2} + \frac{6}{l^3} L(l) ; \\
 C_1^{(2)}(l) &= (3-2) \frac{\arctan(l)}{l} - 1 - \frac{1}{l^4} - \frac{13}{3!^2} \\
 &\quad + \frac{1}{l^4} + \frac{4}{l^3} L(l) ; \\
 C_2^{(p)}(l) &= A_2^{(p)}(l) - 7A_1^{(p)}(l) + 35C_1^{(p)}(l) ;
 \end{aligned}$$

$$C_3^{(p)}(l) = A_1^{(p)}(l) - 5C_1^{(p)}(l) ;$$

where $L(l) = \int_0^l [\arctan(y) - y] dy$: In the case of $l = 1$ these functions are given by

$$\begin{aligned}
 A_1^{(1)}(1) &= 4 \left(1 - \frac{1}{10} l^2 \right) ; A_2^{(1)}(1) = \frac{4}{5} l^2 ; \\
 A_1^{(2)}(1) &= \frac{8}{3} \left(1 - \frac{3}{25} l^2 \right) ; A_2^{(2)}(1) = \frac{16}{25} l^2 ; \\
 C_1^{(1)}(1) &= \frac{4}{5} \left(1 - \frac{1}{14} l^2 \right) ; C_2^{(1)}(1) = 0 (l^4) ; \\
 C_3^{(1)}(1) &= \frac{4}{35} l^2 ; C_1^{(2)}(1) = \frac{8}{15} \left(1 - \frac{3}{35} l^2 \right) ; \\
 C_2^{(2)}(1) &= 0 (l^4) ; C_3^{(2)}(1) = \frac{16}{175} l^2 ;
 \end{aligned}$$

In the case of $l = 1$ these functions are given by

$$\begin{aligned}
 A_1^{(1)}(1) &= 6 = 1 ; A_2^{(1)}(1) = 6 = 1 ; \\
 A_1^{(2)}(1) &= 3 = 1 ; A_2^{(2)}(1) = 3 = 1 ; \\
 C_1^{(1)}(1) &= 3 = 2! ; C_2^{(1)}(1) = 9 = 2! ; \\
 C_3^{(1)}(1) &= 3 = 2! ; C_1^{(2)}(1) = 3 = 4! ; \\
 C_2^{(2)}(1) &= 9 = 4! ; C_3^{(2)}(1) = 3 = 4! ;
 \end{aligned}$$

-
- [1] J. Pedlosky, *Geophysical Fluid Dynamics* (Springer, New York, 1987), and references therein.
- [2] H. P. Greenspan, *The Theory of Rotating Fluids* (Benjamin Press, Brookline, 1990), and references therein.
- [3] S. S. Moiseev, R. Z. Sagdeev, A. V. Tur, G. A. Khomenko, and A. M. Shukurov, *Sov. Phys. Dokl.* 28, 925 (1983) [*Dokl. Akad. Nauk SSSR* 273, 549 (1983)].
- [4] G. A. Khomenko, S. S. Moiseev and A. V. Tur, *J. Fluid Mech.* 225, 355 (1991).
- [5] O. G. Chkhetiani, S. S. Moiseev, A. S. Petrosyan and R. Z. Sagdeev, *Physica Scripta* 49, 214 (1994).
- [6] A. D. McEwan, *Geophys. Fluid Dyn.* 5, 283 (1973); *Nature* 260, 126 (1976).
- [7] E. J. Hopfinger, F. K. Browand and A. Gagne, *J. Fluid Mech.* 125, 505 (1982).
- [8] X. Zhang, D. L. Boyer and H. J. S. Fernando *J. Fluid Mech.* 350, 97 (1997).
- [9] M. Tanaka, S. Yanase, S. Kida and G. Kawahara, *Flow, Turbulence and Combustion* 60, 301 (1998).
- [10] D. M. Mason and R. R. Kerswell, *J. Fluid Mech.* 396, 73 (1999).
- [11] F. S. Godeferd and L. Lollini, *J. Fluid Mech.* 393, 257 (1999).
- [12] S. V. Alekseenko, P. A. Kubin, V. L. Okulov and S. I. Shtork, *J. Fluid Mech.* 382, 195 (1999).
- [13] F. P. B. Retherton and J. S. Turner, *J. Fluid Mech.* 32, 449 (1968).
- [14] D. O. Gough and D. Linden-Bell, *J. Fluid Mech.* 32, 437 (1968).
- [15] T. Elperin, N. Kleeorin and I. Rogachevskii, *Phys. Rev. E* 68, 016311 (2003).
- [16] L. Prandtl, *Essentials of Fluid Dynamics* (Blackie, London, 1952).
- [17] A. A. Townsend, *The Structure of Turbulent Shear Flow* (Cambridge Univ. Press, Cambridge, 1956).
- [18] P. Bradshaw, *Ann. Rev. Fluid Mech.* 19, 53 (1987), and references therein.
- [19] A. J. Chorin, *Vorticity and Turbulence* (Springer, New York, 1994), and references therein.
- [20] A. D. Wheldon, *Phys. Rev.* 105, 1706 (1957).
- [21] G. K. Batchelor, I. D. Howells and A. A. Townsend, *J. Fluid Mech.* 5, 134 (1959).
- [22] G. S. Golitsyn, *Doklady Akad. Nauk* 132, 315 (1960) [*Soviet Phys. Doklady* 5, 536 (1960)].
- [23] H. K. Moffatt, *J. Fluid Mech.* 11, 625 (1961).
- [24] J. L. Lumley, *Phys. Fluids*, 10 1405 (1967).
- [25] J. C. Wyngaard and O. R. Coté, *Q. J. R. Meteorol. Soc.* 98, 590 (1972).
- [26] S. G. Sadjoughi and S. V. Veeravalli, *J. Fluid Mech.* 268, 333 (1994).
- [27] T. Ishihara, K. Yoshida and Y. Kaneda, *Phys. Rev. Lett.* 88, 154501 (2002).
- [28] T. Elperin, N. Kleeorin, I. Rogachevskii and S. S. Zilitinkevich, *Phys. Rev. E* 66, 066305 (2002).
- [29] S. A. Orszag, *J. Fluid Mech.* 41, 363 (1970), and references therein.
- [30] A. S. Monin and A. M. Yaglom, *Statistical Fluid Mechanics* (MIT Press, Cambridge, Massachusetts, 1975),

and references therein.

- [31] W . D . M cC o m b, *The Physics of Fluid Turbulence* (C larendon, O xford, 1990).
- [32] A .Pouquet, U .Frisch, and J .Leorat, *J .F luid M ech.* 77, 321 (1976).
- [33] N . K l e o r i n, I .Rogachevskii, and A .Ruzm a i k i n, *Sov. Phys. JETP* 70, 878 (1990); N . K l e o r i n, M .M o n d, and I .Rogachevskii, *A stron. A strophys.* 307, 293 (1996).
- [34] I .Rogachevskii and N . K l e o r i n, *Phys. Rev. E* 61, 5202 (2000); 64, 056307 (2001); 68, 036301 (2003).
- [35] A .B randenburg, P .K a p y l a, and A .M o h a m m e d, *Phys. F luids* 16, 1020 (2004).
- [36] T .E l p e r i n, N . K l e o r i n and I .Rogachevskii, *Phys. Rev. E* 52, 2617 (1995).
- [37] H .K .M o a t t, *M agnetic F ield G eneration in E lectrically C onducting F luids* (C ambridge U niversity P res, N ew York, 1978).
- [38] P .N .R o b e r t s and A .M .S o w a r d, *A stron. N achr.* 296, 49 (1975).
- [39] N . K l e o r i n and I .Rogachevskii, *Phys. Rev. E* 50, 2716 (1994).
- [40] L .F a c c i o l o and P .H .A l f r e d s s o n, *Phys. F luids* 16, L71 (2004).
- [41] J .G a t e, *Phys. Rev. E* 68, 056310 (2003).