

# The distance to the Leo I dwarf spheroidal galaxy from the Red Giant Branch Tip <sup>★</sup>

M. Bellazzini<sup>1</sup>, N. Gennari<sup>2</sup>, F.R. Ferraro<sup>2</sup>, A. Sollima<sup>1,2</sup> <sup>†</sup>

<sup>1</sup>INAF - Osservatorio Astronomico di Bologna, via Ranzani 1, 40127, Bologna, Italy

<sup>2</sup>Università di Bologna - Dipartimento di Astronomia, via Ranzani 1, 40127, Bologna, Italy

29 April 2018

## ABSTRACT

We present V and I photometry of a  $9.4' \times 9.4'$  field centered on the dwarf spheroidal galaxy Leo I. The I magnitude of the tip of the Red Giant Branch is robustly estimated from two different datasets ( $I^{TRGB} = 17.97^{+0.05}_{-0.03}$ ). From this estimate, adopting  $[M/H] \simeq -1.2$  from the comparison of RGB stars with Galactic templates, we obtain a distance modulus  $(m - M)_0 = 22.02 \pm 0.13$ , corresponding to a distance  $D = 254^{+16}_{-19}$  Kpc.

**Key words:** stars: Population II - galaxies: distances and redshifts - Local Group

## 1 INTRODUCTION

Leo I is one of the brightest ( $M_V = -11.9$ ) dwarf spheroidal galaxies of the Local Group and is the most distant Galactic satellite presently known ( $D = 250 \pm 30$  Kpc, according to Mateo 1998). Recent accurate studies based on HST photometry (Caputo et al. 1999; Gallart et al. 1999) have firmly established that the large majority of Leo I stars have an age comprised between 7–10 Gyr and 1 Gyr, but the dominance of intermediate-age population is known since the early CCD analyses (see Reid & Mould 1991; Lee et al. 1993b; Demers, Irwin & Gambu 1994, for an overview of pre-HST studies). The presence of a (sparse) old population (age  $\gtrsim 10$  Gyr) has been confirmed only very recently, with the detection of Blue Horizontal Branch stars (Held et al. 2000) and RR Lyrae variables (Held et al. 2001). The available estimates of the mean metallicity range from  $[Fe/H] = -2.1$  to  $[Fe/H] = -1.0$  (see Caputo et al. 1999, for a review). The uncertainties are large but there is a general consensus on the metal-poor nature of the dominant stellar population.

Given its large distance from the Milky Way and its large radial velocity, this system has a crucial rôle in the estimate of the mass of the Galaxy at large radii (Zaritsky et al. 1989; Zaritsky 1999; Wilkinson & Evans 1999) and of the Local Group as a whole, via the *Local Group Timing* tech-

nique (Lynden-Bell 1999). The uncertainty on its actual distance is the major contributor to the error budget in this kind of studies (see Zaritsky 1999; Lynden-Bell 1999, for discussion and references).

In this paper we provide a new estimate of the distance to the Leo I galaxy using the Tip of the Red Giant Branch (TRGB) as a standard candle (see Lee et al. 1993a; Sakai, Madore & Freedman 1996; Madore & Freedman 1998; Salaris, Cassisi & Weiss 2003, for details and references about the method). We obtain a robust estimate of the apparent magnitude of the TRGB in the I passband and we derive the distance modulus of Leo I adopting our recent calibration of the method (Bellazzini, Ferraro & Pancino 2001; Bellazzini et al. 2004, hereafter B04) whose zero-point is fully independent from the RR-Lyrae distance scale (that is still affected by sizeable uncertainties, see Cacciari 1999; Walker 2003). The uncertainty on the final distance modulus is estimated by mean of a Monte Carlo simulation taking into account all the possible sources of error. This work is part of a large programme to obtain homogeneous distances for most of the galaxies of the Local Group (see Bellazzini et al. 2002; Galletti, Bellazzini & Ferraro 2004).

<sup>★</sup> Based on observations made with the Italian Telescopio Nazionale Galileo (TNG) operated on the island of La Palma by the Centro Galileo Galilei of the INAF (Istituto Nazionale di Astrofisica) at the Spanish Observatorio del Roque de los Muchachos of the Instituto de Astrofísica de Canarias. Based on archive data from observations made with the ESO-VLT telescope, at ESO, Paranal, Chile under programme 64.N-0421(A)

<sup>†</sup> E-mail: bellazzini, ferraro@bo.astro.it

## 2 OBSERVATIONS, DATA REDUCTION AND COLOR MAGNITUDE DIAGRAMS

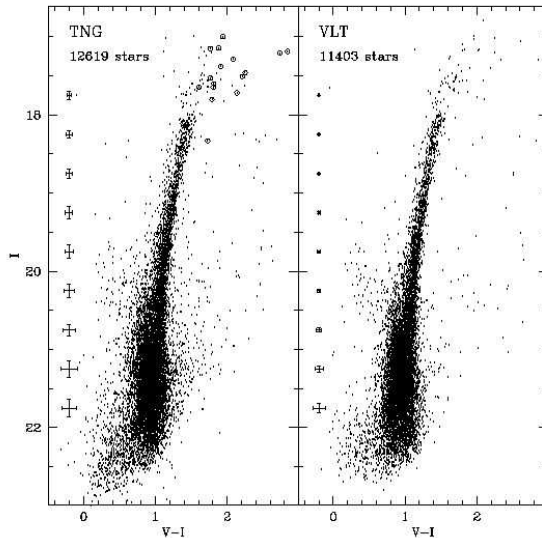
The data were obtained at the 3.52 *m* Italian telescope TNG (Telescopio Nazionale Galileo - Roque de los Muchachos, La Palma, Canary Islands, Spain), using DoLoRes, a focal reducer imager/spectrograph equipped with a  $2048 \times 2048$  pixels CCD array. The pixel scale is 0.275 arcsec/px, thus the total field of view of the camera is  $9.4' \times 9.4'$ . The observations were carried out during three nights (March 19, 20 and 21, 2001), under average seeing conditions ( $FWHM \simeq 1.0'' - 1.4''$ ). The data have been acquired during the same observational run already described in Bellazzini et al. (2002): any further detail may be found in that paper.

We acquired five 300s exposures in I, and two 600 s and three 300s exposures in V, centered on the center of Leo I. All the raw images were corrected for bias and flat field, and the overscan region was trimmed using standard IRAF<sup>1</sup> procedures. Each set of five images (per filter) was registered, flux-normalized and combined into one single *master frame* using the tasks *interp.csh* and *ref.csh* of the ISIS-2.1 package (Alard 2000). ISIS is able to combine images into a master frame having the seeing of the best image in the set, without any loss of flux (Alard 2000).

The PSF-fitting procedure was performed independently on each V and I master image, using a version of DoPhot (Schecter, Mateo & Saha 1992) modified by P. Montegriffo at the Bologna Observatory to read images in double precision format. The frames were searched for sources adopting a  $5\text{-}\sigma$  threshold, and the spatial variations of the PSF were modeled with a quadratic polynomial. A final catalogue listing the instrumental V,I magnitudes for all the stars in each field has been obtained by cross-correlating the V and I catalogues. Only the sources classified as stars by the code have been retained. Aperture corrections have been determined on a sample of bright and isolated stars in each of the master frames and applied to the catalogues.

The transformation to the standard Johnson-Cousins photometric system has been achieved using the calibrating relation obtained and described in Bellazzini et al. (2002). The absolute calibration has been checked against independent photometries (Stetson 2000; Momany 2000) and it has been found to be accurate at the  $\pm 0.02/0.03$  mag level (see Bellazzini et al. 2002).

Leo I is one of the best studied local dwarf spheroidal. Hence it is worth to check if there are other available datasets that may provide support to the present analysis. The search of the ESO archive has been successful. We retrieved from the ESO archive one V and one I 90 s frames centered on Leo I taken with the FORS 1 imager at the VLT-Antu telescope, at Cerro Paranal, Chile, on the night of December 2, 1999. The field of view is  $6.7' \times 6.7'$  and the pixel scale is 0.200 arcsec/px. The images were taken under excellent seeing conditions ( $FWHM \simeq 0.6''$ ). The images were reduced in the same way described above and were calibrated directly on the calibrated catalogues obtained from the TNG data. In the following we will refer to the TNG



**Figure 1.** I,V-I CMDs of Leo I obtained from TNG data (left panel) and VLT data (right panel). The characteristic photometric uncertainties are plotted in the two panels as errorbars aligned at  $V - I = -0.2$ . The open circles in the TNG CMD mark the carbon stars we have identified from Demers & Battinelli (2002).

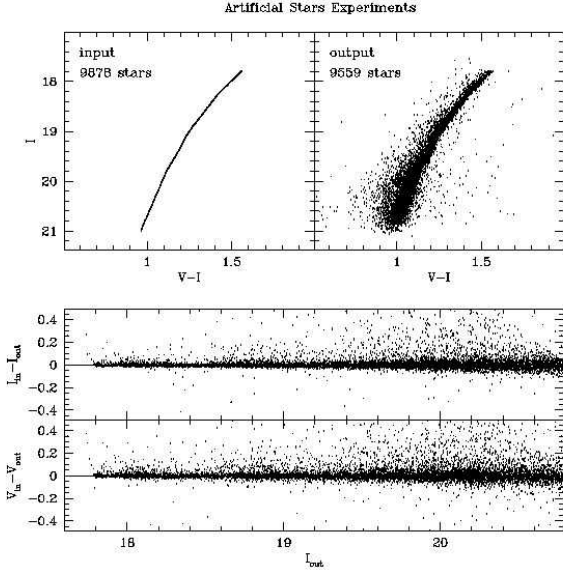
and VLT dataset as to the *TNG sample* and *VLT sample*, respectively.

### 2.1 Color-Magnitude Diagrams

The Color Magnitude Diagrams (CMD) of both the considered samples are displayed in Fig. 1. The two diagrams are very similar but the higher accuracy of the VLT relative photometry may be appreciated at a first glance, and it is probably due to the combination of the larger collecting area of the telescope and the much better seeing conditions. The morphology of the CMDs shown in Fig. 1 is fully consistent with those presented and described in previous studies (Reid & Mould 1991; Lee et al. 1993b; Demers, Irwin & Gambu 1994; Caputo et al. 1999; Gallart et al. 1999; Held et al. 2000).

The CMDs are dominated by the steep RGB of Leo I extending from the limiting magnitude to  $I \simeq 18.0$ . A handful of bright AGB stars (see Lee et al. 1993b; Menzies et al. 2002) are also present above this luminosity, in the range  $1.2 \lesssim V - I \lesssim 3.0$ . Among these stars we have marked with open circles (in the TNG sample) the carbon stars identified by Demers & Battinelli (2002). The compressed color scale of the CMDs, that has been adopted to include the reddest stars at  $V - I \sim 3.0$ , prevents a clear view of the Red Clump (RC) of Helium-burning stars that is quite evident in enlarged CMDs, peaking at  $I \simeq 21.45$ , slightly bluer than the

<sup>1</sup> IRAF is distributed by the National Optical Astronomy Observatory, which is operated by the Association of Universities for Research in Astronomy, Inc., under cooperative agreement with the National Science Foundation.



**Figure 2.** Results of the artificial stars experiments. Upper left panel: CMD of the artificial stars in terms of *input* magnitude and color. Upper right panel: CMD of the artificial stars in terms of *output* magnitude and color. Lower panels: differences between input and output magnitudes as a function of  $I_{out}$ . The excess of stars in the half-part of the diagram of positive magnitude difference is due to blended stars that are recovered with as brighter sources with respect to their input counterparts.

RGB sequence at that magnitude. The sparse plume of stars around  $I \sim 20$  and  $0.0 \lesssim V - I \lesssim 0.8$  has been identified by Caputo et al. (1999) as the high-mass tail of He-burning stars of Leo I.

## 2.2 Artificial Stars Experiments

To quantify the effects of the data reduction process on our photometry we performed a set of artificial stars experiments on the TNG dataset. We followed exactly the procedure described in Bellazzini et al. (2002) and we refer the interested reader to that paper for any detail. The artificial stars were extracted from a LF similar to the observed one, with the additional requirement that they must lie on the average ridge line representing the observed RGB (see Fig. 2, upper left panel). We limited the artificial stars experiments to RGB stars with  $I \leq 21.0$ . The stars were added ( $\sim 100$  at a time to avoid any spurious modification of the actual crowding conditions) to the master frames and the whole process of data reduction was repeated at any run.

The difference between input and output magnitudes shown in the lower panels of Fig. 2 confirms that the photometric errors are quite small and the degree of blending cannot affect our analyses. The completeness of the sam-

ple (not shown) is larger than 80% in the whole range of magnitude considered by our experiments.

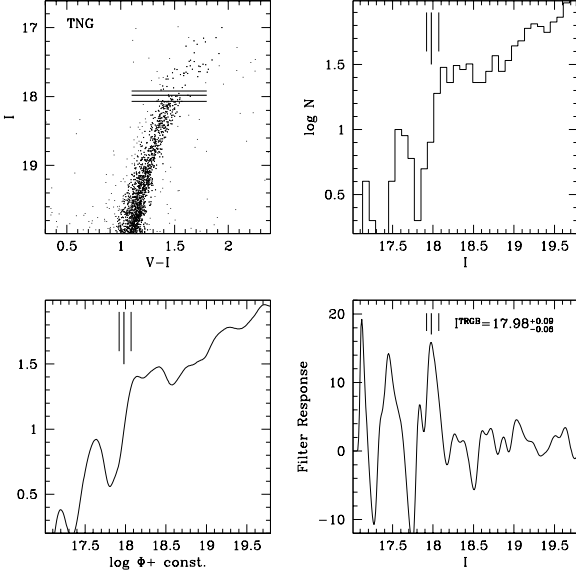
## 3 THE DISTANCE TO LEO I

### 3.1 Detection of the TRGB

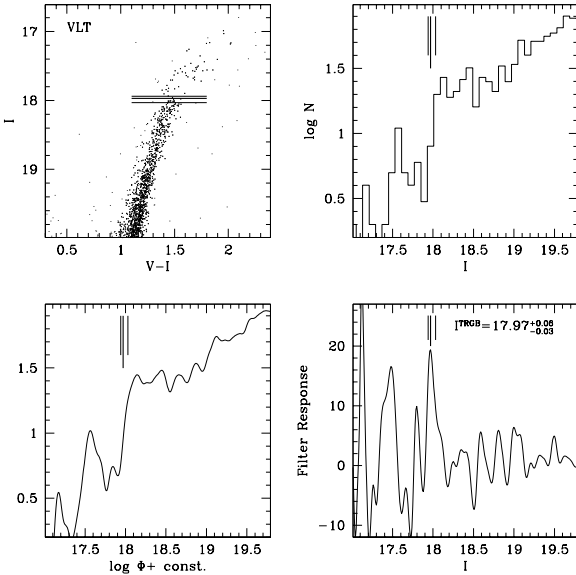
The use of Tip of the Red Giant Branch (TRGB) as a standard candle is now a mature and widely used technique to estimate the distance to galaxies of any morphological type (see Lee et al. 1993a; Madore & Freedman 1995, 1998; Walker 2003, for a detailed description of the method, recent reviews and applications). The underlying physics is well understood (Madore & Freedman 1998; Salaris, Cassisi & Weiss 2003) and the observational procedure is operationally well defined (Madore & Freedman 1995). The key observable is the sharp cut-off occurring at the bright end of the RGB Luminosity Function (LF) that can be easily detected with the application of an edge-detector filter (Sobel filter, Madore & Freedman 1995; Sakai, Madore & Freedman 1996) or by other (generally parametric) techniques (see, for example Mendez et al. 2002; McConnachie et al. 2004). The necessary condition for a safe application of the technique is that the observed RGB LF should be well populated, with more than  $\sim 100$  stars within 1 mag from the TRGB (Madore & Freedman 1995; Bellazzini et al. 2002). This criterion is clearly fulfilled in the present analysis since there are  $N_{\star} = 346$  and  $N_{\star} = 298$  stars within one magnitude from the detected TRGB in the TNG and VLT samples, respectively,

The detection of the TRGB is displayed in Fig. 3 and 4 for the TNG sample and the VLT sample, respectively. In both cases, the cut-off of the RGB LF is clearly evident and it is easily detected by the Sobel's filter. We take the position of the main peak of the filter response as our estimate of  $I^{TRGB}$  and the Half Width at Half Maximum of the peak as the associated uncertainty ( $I^{TRGB} = 17.98^{+0.09}_{-0.06}$  for the TNG sample, and  $I^{TRGB} = 17.97^{+0.06}_{-0.03}$  for the VLT sample). The higher photometric precision of the VLT sample allows a more accurate location of the Tip, with respect to the TNG sample. As our final estimate we take the weighted mean of the two detections,  $I^{TRGB} = 17.97^{+0.05}_{-0.03}$ .

Our estimate of  $I^{TRGB}$  is in excellent agreement with the results by Momany (2000) and (Caputo et al. 1999). The estimate by Lee et al. (1993b,  $I^{TRGB} = 18.25 \pm 0.10$ ) is  $\sim 1.9\sigma$  larger than our value. Part of the difference may be due to insufficient sampling of the RGB LF, since their field is significantly smaller than ours ( $5.7' \times 5.7'$ , 2.6 times smaller than the TNG field and 1.4 times smaller than the VLT field). This conclusion is also supported by the comparison with Mendez et al. (2002) which states that in their  $5.5' \times 7.3'$  field they barely collect 100 RGB stars in the upper 1 mag from the TRGB. These authors find  $I^{TRGB} = 18.14 \pm 0.11$ , within one  $\sigma$  of our estimate, but still appreciably fainter. Also in this case, problems of sampling and/or of absolute photometric calibration may be at the origin of the difference with our result. We regard our result as the most robust since (a) the sampling of the upper-RGB LF is excellent in both datasets and, (b) our photometric calibration has been successfully compared with various independent photometries.



**Figure 3.** TRGB detection from the TNG sample. The stars selected to obtain the RGB LF are plotted as heavy points in the CMD shown in the upper left panel. The logarithmic LF of the upper portion of the RGB is shown as an ordinary histogram (upper right panel) and as a generalized histogram (i.e., convolved with a gaussian, see Laird et al. 1988). The lower right panel shows the Sobel's filter response to the LF. In all panels the thick line marks the position of the TRGB, while the thin lines enclose the error bars of the estimate.



**Figure 4.** TRGB detection from the VLT sample. The symbols are the same as in Fig. 3.

### 3.2 The distance modulus of Leo I

To obtain the distance modulus of Leo I we adopt the calibration of  $M_I^{TRGB}$  as a function of the *global metallicity* ( $[M/H]$ ) recently provided by Bellazzini et al. (2004)

$$M_I^{TRGB} = 0.258[M/H]^2 + 0.676[M/H] - 3.629 \pm 0.12. \quad (1)$$

The global metallicity includes the contribution of Iron and the  $\alpha$ -elements (O, Mg, Ti, Si, etc.), hence it is a more suitable indicator of the global metal content to relate with the observed properties of stars and stellar populations and for comparisons with theoretical models (see Salaris, Chieffi & Straniero 1993; Ferraro et al. 1999; Bellazzini et al. 2004, for discussion and references). The parameter is defined as

$$[M/H] = [Fe/H] + \log(0.638 \times 10^{[\alpha/Fe]} + 0.362) \quad (2)$$

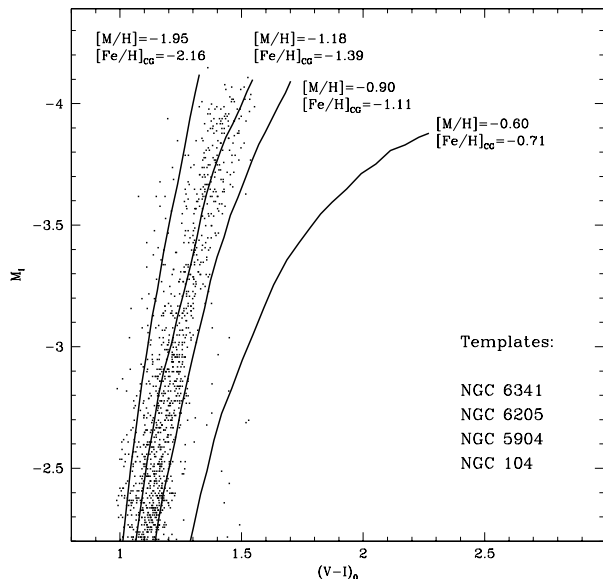
(Salaris, Chieffi & Straniero 1993). We also adopt  $E(B - V) = 0.01 \pm 0.01$ , according to Mateo (1998) and  $A_I = 1.76E(B - V)$ , according to Dean, Warren & Cousins (1978).

At the mean metallicity  $[M/H] = -1.2$  (as derived in Sect. 3.3, below), the resulting distance modulus is  $(m - M)_0 = 22.02$ .

This estimate is affected by the combination of uncertainties coming from different sources, i.e. the estimate of apparent magnitude of the TRGB, the calibrating relations, the reddening and the assumed global metallicity. To properly account for all these uncertainty factors we recur to a Monte Carlo simulation. We compute the final true distance modulus (and its uncertainty) as the mean (and standard deviation) of 100000 random realizations of the  $(m - M)_0$  estimate obtained by allowing all the relevant ingredients to vary within their error bars. In particular:

- The **apparent TRGB magnitude** was randomly extracted from two gaussian distributions with mean equal to the observed value. 50000 positive deviations were extracted from a gaussian with  $\sigma = 0.05$  and 50000 negative deviations were extracted from a gaussian with  $\sigma = 0.03$ . To account for the uncertainty in the absolute photometric calibration we add to each realization of  $I^{TRGB}$  a component extracted from a gaussian distribution having zero mean and  $\sigma = 0.02$  mag.
- We added to the **absolute TRGB magnitude** (from the calibrating relation by B04) a random component extracted from a gaussian distribution having zero mean and standard deviation equal to the uncertainty of the zero point of the calibrations as estimated by B04, i.e.  $\sigma = 0.12$ .
- The **reddening** values were extracted from a gaussian distribution with mean  $E(B - V) = 0.01$  and  $\sigma_{E(B-V)} = 0.02$  to account also for slightly different reddening estimates found in literature (for instance the reddening maps by Schlegel, Finkbeiner & Davis 1998, suggests  $E(B-V)=0.03$ ). Negative values of the reddening are excluded from the simulation.
- The adopted **metallicity** values were extracted from a gaussian distribution with mean  $[M/H] = -1.2$  and  $\sigma = 0.2$ .

For each simulated point  $(m - M)_0$  was computed from the randomly extracted  $I^{TRGB}$ ,  $M_I^{TRGB}$ ,  $E(B - V)$  and  $[M/H]$ . Finally, the mean  $\langle (m - M)_0 \rangle$  and  $\sigma$  of the 100000 realizations was obtained:  $(m - M)_0 = 22.02 \pm 0.13$ , corre-



**Figure 5.** Comparison of the observed RGB of Leo I (assuming  $(m - M)_0 = 22.02$  and  $E(B - V) = 0.01$ ) with the ridge lines of the templates adopted by (Bellazzini et al. 2003). The bulk of Leo I RGB stars is enclosed between the ridge lines of NGC 6341 and NGC 5904.

sponding to a heliocentric distance  $D = 254^{+16}_{-19}$  Kpc. This result is in excellent agreement with the value tabulated in the recent review by Mateo (1998), but the uncertainty is reduced by a factor  $\sim 2$  by the present analysis (see also Mendez et al. 2002, who finds  $(m - M)_0 = 22.05 \pm 0.10$  (internal)  $\pm 0.18$  (systematic)). It is interesting to note that our distance modulus is in excellent agreement with the recent estimate by Held et al. (2001) based on the mean V magnitude of 47 RR(ab) Lyrae variables discovered by these authors.

### 3.3 Metallicity Distributions

In Fig. 5 the observed RGB of Leo I is compared with the template ridge lines taken from the set adopted by Bellazzini et al. (2003). It is immediately clear that the bulk of Leo I RGB stars is enclosed within the ridge lines of NGC 6341 ( $[Fe/H]_{CG} = -2.16$ ;  $[Fe/H]_{ZW} = -2.24$ ;  $[M/H] = -1.95$ ) and of NGC 5904 ( $[Fe/H]_{CG} = -1.11$ ;  $[Fe/H]_{ZW} = -1.40$ ;  $[M/H] = -0.90$ ). The average Color-Magnitude distribution is well represented by the ridge line of NGC 6205 ( $[Fe/H]_{CG} = -1.39$ ;  $[Fe/H]_{ZW} = -1.65$ ;  $[M/H] = -1.18$ ). Consequently, we adopt  $[M/H] = -1.2$  as the mean metallicity of Leo I. The age difference between the bulk of the Leo I population and the adopted templates (Gallart et al. 1999) may slightly affect this estimate. However this is not a reason of serious concern for the present application, since the dependence of  $M_I^{TRGB}$  on metallicity is very weak for  $[M/H] \leq 0.5$  (see also Madore & Freedman 1998, and references therein).

Our result is broadly consistent with all previous photometric estimates of the mean metallicity of Leo I, all in the ZW scale. In terms of mean/median metallicity our esti-

mates lie between the extremes provided by Reid & Mould (1991) ( $[Fe/H]_{ZW} = -1.0 \pm 0.3$ ) and Lee et al. (1993b) ( $[Fe/H]_{ZW} = -2.1 \pm 0.1$ ), in good agreement with the low-resolution spectral analysis by Suntzeff et al. (1986) and its revision reported by Lee et al. (1993b) ( $[Fe/H]_{ZW} \sim -1.8$ , from 2 red giants) and, finally, in excellent agreement with Demers, Irwin & Gambu (1994) who finds  $[Fe/H]_{ZW} = -1.6 \pm 0.4$ .

Shetrone et al. (2003) reported the first detailed abundance analysis of two Leo I red giants, based on high resolution spectroscopy (hence, presumably, in a scale equivalent to the CG one). They find  $[Fe/H] = -1.5$  and  $[Fe/H] = -1.1$  for the two considered stars. It is interesting to note that the same authors provides also an estimate of the  $[\alpha/Fe]$  ratio for these stars, i.e.  $[\alpha/Fe] \simeq +0.5$  and  $[\alpha/Fe] \simeq 0.0$ , respectively. From these values, using Eq. 2, we find that both stars have  $[M/H] = -1.1$ , in excellent agreement with our estimate.

## 4 CONCLUSIONS

We have provided a clean and accurate detection of the I magnitude of the TRGB of Leo I from two independent datasets, tied to the same (well checked) photometric calibration. Adopting the median metallicity we derived from the same data by comparison with templates RGB ridge lines, and the calibration of  $M_I^{TRGB}$  as a function of the global metallicity ( $[M/H]$ ) provided by Bellazzini et al. (2004) we have obtained a new estimate of the distance modulus of Leo I,  $(m - M)_0 = 22.02 \pm 0.13$ , corresponding to a distance  $D = 254^{+16}_{-19}$  Kpc.

The effects of all the possible sources of uncertainty have been taken into account by means of Monte Carlo simulations. The obtained distance modulus is in good agreement with the most recent distance estimates for this galaxy but it reduces the uncertainty by a factor  $\sim 2$ , with respect to previous applications of the TRGB method.

## ACKNOWLEDGMENTS

This research is partially supported by the Italian Ministero dell'Università e della Ricerca Scientifica (MURST) through the COFIN grant p. 2002028935-001, assigned to the project *Distance and stellar populations in the galaxies of the Local Group*. Part of the data analysis has been performed using software developed by P. Montegriffo at the INAF - Osservatorio Astronomico di Bologna. This research has made use of NASA's Astrophysics Data System Abstract Service.

## REFERENCES

- Alard, C., 2000, A&AS, 144, 363
- Bellazzini, M., Ferraro, F.R., Pancino, E., 2001, ApJ, 556, 635
- Bellazzini, M., Ferraro, F.R., Origlia, L., Pancino, E., Monaco, L., Oliva, E., 2002, AJ, 124, 3222
- Bellazzini, M., Cacciari C., Federici L., Fusi Pecci F., Rich M., 2003, A&A, 405, 867
- Bellazzini M., Ferraro F.R., Sollima A., Pancino E., Origlia L., 2004, A&A, in press, (astro-ph/0404572) (B04)

- Cacciari, C., 1999, in *Harmonizing Cosmic Distance Scales in a Post-HIPPARCOS Era*, D. Egret and A. Heck Eds., ASP, S. Francisco, ASP Conf. Ser., vol. 167, p. 140
- Caputo, F., Cassisi, S., Castellani, M., Marconi, G., & Santolamazza, P., 1999, *AJ*, 117, 2199
- Carretta, E., & Gratton, R.G., 1997, *A&AS*, 121, 95 (CG)
- Dean, J.F., Warren, P.R., Cousins, A.W.J., 1978, *MNRAS*, 183, 569
- Demers, S., Irwin, M.J., Gambu, I., 1994, *MNRAS*, 266, 7
- Demers, S., & Battinelli, P., 2002, *AJ*, 123, 238
- Ferraro, F.R., Messineo, M., Fusi Pecci, F., De Palo, M.A., Straniero, O., Chieffi, A., Limongi, M., 1999, *AJ*, 118, 1738 (F99)
- Gallart, C., Freedman, W.L., Aparicio, A., Bertelli, G., Chiosi, C., 1999, *AJ*, 118, 2245
- Galletti S., Bellazzini M., Ferraro F.R., 2004, *A&A*, in press (astro-ph/0405465)
- Held, E.V., Saviane, I., Momany, Y., Carraro, G., 2000, *ApJ*, 530, L85
- Held, E.V., Clementini, G., Rizzi, L., Momany, Y., Saviane, I., Di Fabrizio, L., 2001, *ApJ*, 562, L39
- Laird, J.B., Rupen, M.P., Carney, B.W., Latham, D.W., *AJ*, 96, 1908
- Lee, M.G., Freedman, W.L., Madore, B.F., 1993a, *ApJ*, 417, 553 (LFM93)
- Lee, M.G., Freedman, W.L., Mateo, M., Thompson, I., Roth, M., Ruiz, M.-T., 1993b, *AJ*, 106, 1420
- Lynden-Bell D. 1999, in *The stellar content of Local Group galaxies*, IAU Symp. 192, P. Whitelock and R. Cannon eds., S. Francisco: ASP, p. 39
- Mateo, M., 1998, *ARA&A*, 36, 435
- McConnachie, A.W., Irwin, M.J., Ferguson, A.M.N., Ibata, R.A., Lewis, G.F. & Tanvir, N. 2004, ph(0401453)
- Mendez, B., Davis, M., Moustakas, J., Newman, J., Madore, B.F., Freedman, W.L., 2002, *AJ*, 124, 213
- Menzies, J., Feast, M., Tanabé, T., Whitelock, P., Nakada, Y., 2002, *MNRAS*, 335, 923
- Momany, Y., 2000, Ph.D. Thesis, Padova University
- Madore, B.F., Freedman, W.L., 1995, *AJ*, 109, 1645 (MF95)
- Madore, B.F., Freedman, W.L., 1998, in *Stellar Astrophysics for the Local Group*, A. Aparicio, A. Herrero and F. Sanchez Eds., Cambridge: Cambridge University Press, p. 305
- Monaco L., Bellazzini M., Ferraro F.R., Pancino E., 2004, *MNRAS*, submitted
- Reid, N., Mould, J., 1991, *AJ*, 101, 1299
- Renzini, A., Fusi Pecci, F., 1988, *Ann. Rev. A&A*, 26, 199
- Sakai, S., Madore, B.F., Freedman W.L., 1996, *ApJ*, 461, 713 (SMF96)
- Salaris, M., Chieffi, A., Straniero O., 1993, *ApJ*, 414, 580
- Salaris, M., Cassisi, S., Weiss, A., 2003, *PASP*, 114, 375
- Schechter, P.L., Mateo, M., Saha, A., 1992, *PASP*, 105, 1342
- Schlegel, D., Finkbeiner, D. & Davis, M., 1998, *ApJ*, 500, 525
- Shetrone, M., Venn, K.A., Tolstoy, E., Primas, F., Hill, V., Kaufer, A., 2003, *AJ*, 125, 684
- Stetson, P., 2000, *PASP*, 112, 925
- Suntzeff, N., Aaronson, M., Olszewski, E.W., Cook, K.H., 1986, *AJ*, 91, 1091
- Zaritsky D., 1999, in *The Third Stromplo Symposium*, B.K. Gibson, T.S. Axelrod and M.E. Putnam eds., San Francisco: ASP, ASP Conf. Series, 165, 34
- Zaritsky, D., Olszewski, E.W., Schommer, R.A., Peterson, R.A., Aaronson, M., 1989, *ApJ*, 345, 759
- Zinn, R., West, M.J., 1984, *ApJS*, 55, 45
- Walker, A.R., 2003, in *Stellar Candles for the Extragalactic Distance Scale*, D. Alloin and W. Gieren Eds., Springer, *Lecture Notes in Physics*, in press, (astro-ph/0303011)
- Wilkinson M.I., Evans N.W., 1999, *MNRAS*, 310, 645