

# Turbulence in circumstellar disks

F. Hersant<sup>1,2,3</sup>, B. Dubrulle<sup>1</sup> and J.-M. Huré<sup>4,5</sup>

<sup>1</sup>CNRS URA 2464 GIT/SPEC/DRECAM/DSM, CEA Saclay, F-91191 Gif-sur-Yvette Cedex, France

<sup>2</sup>LESIA CNRS UMR 8109, Observatoire de Paris-Meudon, Place Jules Janssen, F-92195 Meudon Cedex, France

<sup>3</sup>Institut für Theoretische Astrophysik, Tiergartenstraße 15, D-69121 Heidelberg, Germany

<sup>4</sup>LUTH CNRS UMR 8102, Observatoire de Paris-Meudon, Place Jules Janssen, F-92195 Meudon Cedex, France

<sup>5</sup>Université Paris 7 Denis Diderot, 2 Place Jussieu, F-75251 Paris Cedex 05, France

Received ???; accepted ???

**Abstract.** We investigate the analogy between circumstellar disks and the Taylor-Couette flow. Using the Reynolds similarity principle, the analogy results in a number of parameter-free predictions about stability of the disks, and their turbulent transport properties, provided the disk structure is available. We discuss how the latter can be deduced from interferometric observations of circumstellar material. We use the resulting disk structure to compute the molecular transport coefficients, including the effect of ionization by the central object. The resulting control parameter indicates that the disk is well into the turbulent regime. The analogy is also used to compute the effective accretion rate, as a function of the disk characteristic parameters (orbiting velocity, temperature and density). These values are in very good agreement with experimental, parameter-free predictions derived from the analogy. The turbulent viscosity is also computed and found to correspond to an  $\alpha$ -parameter  $2 \times 10^{-4} < \alpha < 2 \times 10^{-2}$ . Predictions regarding fluctuations are also checked: luminosity fluctuations in disks do obey the same universal distribution as energy fluctuations observed in a laboratory turbulent flow. Radial velocity dispersion in the outer part of the disk is predicted to be of the order of 0.1 km/s, in agreement with available observations. All these issues provide a proof of the turbulent character of the circumstellar disks, as well as a parameter-free theoretical estimate of effective accretion rates.

**Key words.** Turbulence — Solar system: formation — Stars: formation — accretion, accretion disks

## 1. Introduction

Stars form by gravitational collapse of molecular clouds. During this process, proto-stars get surrounded and plausibly fed by the out-coming envelope/disk made of gas and dust, which can, under certain conditions, coagulate to form planetary embryos. There is little doubt that gas motions, usually considered as turbulent, play a major role. Turbulent motions enhance transport properties, thereby accelerate the evolution of the temperature and density in the envelope/disk. Also, turbulence may catalyze planet formation thanks to the trapping of dust particle inside large-scale vortices (Barge & Sommeria 1995; Tanga et al. 1996; Chavanis 2000). As of now, the assertion that *circumstellar disks are turbulent* (what we shall refer to as the “turbulent hypothesis”) has however never been properly checked. It mainly relies on the fact that the luminosity produced by the disk interacting with the central star is very large (see e.g. Hartmann et al. 1998). In certain cases (FU Orionis-type systems), this luminosity is so high that it even supersedes the stellar component. The most widely accepted scenario so far to account for the abnormal luminosities of young stellar

objects involves a magnetospheric accretion for classical T Tauri stars. In this case, the matter in the inner parts of the disk is coupled with the stellar magnetic field and falls onto the stars along the field lines at the free fall velocity (see e.g. Gullbring et al. 1998, Muzerolle et al. 1998). This entails an accretion shock at the stellar surface in which almost all the visible and UV excess is produced (veiling the stellar lines). This scenario has shown many successes in interpreting spectral features of T Tauri stars like sodium and hydrogen line profiles (see e.g. Muzerolle et al. 1998). In the case of FU Ori stars, the currently advocated picture involves a wide boundary layer (see e.g. Popham et al. 1996). One of the main weaknesses of this scenario is its low predictive power since it all relies on an adjustable parameter (the accretion rate) which must be postulated *a posteriori* by comparison with observational data.

Indeed, in this framework, the luminosity is directly related to the amount of energy released by the disk. The necessity for turbulence comes from the hypothesis that *no laminar motions can produce the amount of energy dissipated required to explain observed luminosities*

(see e.g. Pringle 1981 and references therein). However, no attempt has ever been made to substantiate this claim in a quantitative manner. Questions we address here are: what are the luminosities produced by a laminar disk and by a turbulent disk ? and how do these compare with observations ? These two questions are equally difficult to answer, but they hide different levels of difficulties. One is of theoretical nature: the physical processes at work in this disk/star interaction region are complex. A correct description should include simultaneously the resolution of turbulence (with compressibility effects), radiative transfer (accounting for UV-irradiation by the star), magnetic processes, chemistry, the disk flaring, phase separation, time evolution, etc. The second difficulty is of observational nature. At the present time, information has been gathered about the temperature, density and velocity distributions *in the outer parts of disks*, at  $\gtrsim 100$  A.U. typically, thanks to high resolution interferometry and clever data analysis (Guilloteau & Dutrey 1998). Unfortunately, basic parameters (mean free path, sound velocity and viscosity) connected with the gas dynamics and dissipation are still not known *in the inner regions*, and especially in the region where the disk and the star interact.

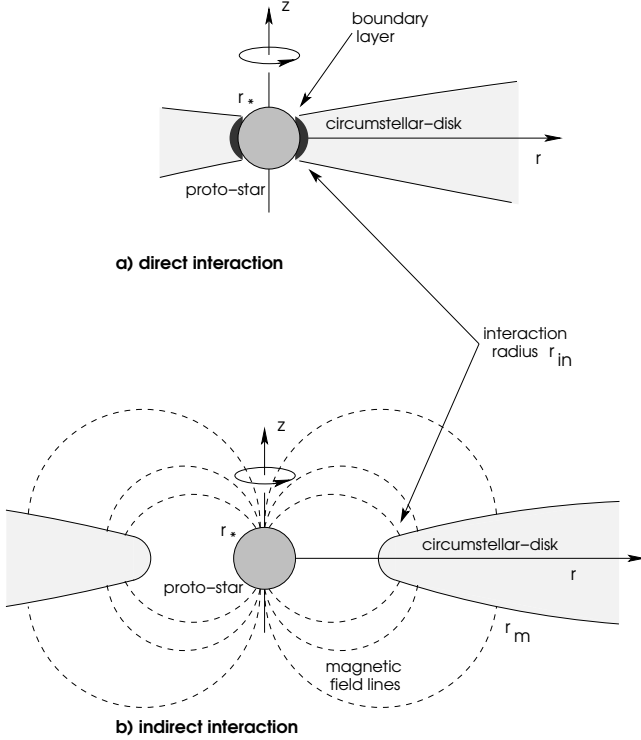
Because of these difficulties, we choose to adopt radically different approach than the classical model: instead of trying to build a fully "realistic" circumstellar disk, we use a simplified hydrodynamic model ("zero order model") and study in detail its physical properties. In the future, we will slowly increase its complexity (and reality!) by adding new ingredients like magnetic field, stratification, radiative transfer. Here, we show that our zero order model is analog to an incompressible rotating shear flow. It is therefore amenable to a simple *laboratory prototype*, the Taylor-Couette flow. From theoretical and experimental studies of the properties of this prototype, one can then build general laws in circumstellar disks by a simple use of the Reynolds similarity principle. Taylor-Couette flow is a classical laboratory flow, and it has been the subject of many experiments. A recent review about stability properties and transport properties for use in astrophysical flows has been made by Dubrulle et al (2004b). As a result, they derive critical conditions for stability, and simple scaling laws for transport properties, including the influence of stratification, magnetic field, boundary conditions and aspect ratio. In the present paper, we apply these results to circumstellar disks and derive the expression of the characteristic parameters of the model as a function of astrophysical observables. We propose a procedure of quantitative estimate of the observable using observational results of Guilloteau & Dutrey (1998) and derive parameter-free predictions about turbulence and turbulent transport in circumstellar disks. These predictions are tested against observational data from T Tauri and FU Ori stars.

## 2. Hydrodynamic model

### 2.1. Basic ideas

Observation of circumstellar disks suggests that they have sizes between 100 and 1000 astronomical units. In the sequel, we will focus only on the part of the disk expected to behave like an incompressible fluid. An estimate of the importance of compressibility can be obtained via the Mach number, the ratio of the typical velocity to thermal velocities. It is generally admitted that compressibility effects start playing a role when this number reaches values of unity. In the outer part of the disk, this ratio has been estimated by Guilloteau and Dutrey (1998) from CO line profiles. Its value is about 0.2-0.3. In the inner part of the disk (radius ranging from 1 to 30 astronomical units), we may use the disk structure inferred from the D/H ratio measured in the Solar System (Drouart et al, 1999, Hersant et al. 2001), which leads to a Mach number of the order of 0.05 to 0.1. These figures indicate that both the inner and the outer part can be treated as incompressible fluids. Closer to the star, the situation is less clear. On one hand, temperature tends to increase strongly, leading to an increase of the sound velocity and a decrease of the Mach number. On the other hand, as one gets closer to the boundary, one may expect larger typical velocities induced by larger velocity gradients, and thus increase of the Mach number. There are no direct observations supporting one scenario or the other. We shall then consider two scenarii: one, in which the Mach number  $Ma$  never exceeds unity. In this case, the whole disk is incompressible, and connects smoothly onto the star at the star radius. The inner boundary is thus defined as  $r_i = r_*$ . In a second scenario, the Mach number reaches unity at some "interaction radius"  $r_{in}$ , leading to an inner boundary at  $r_i = r_{in}$ . At this location, a shock appears, in which all velocities are suddenly decreased to very small values. In the shock, all the kinetic energy is transferred to the thermal energy, thereby producing a strong temperature increase (by a factor of  $1 + Ma^2 \simeq 2$ ). This entails an increase of ionization and the matter gets more coupled to the stellar magnetic field. This second situation is considered in magnetospheric accretion models (Hartmann et al, 1998, Hartmann et al 2002), in which case  $r_{in}$  is the Alfvén radius; see Schatzman (1962,1989). Figure 1 summarizes these two possible configurations. From a hydrodynamical point of view, in the first situation the boundary is similar to free-slip boundary (with possible non-zero velocities in the direction tangential to the star boundary), while in the second situation, the interaction radius acts as a no-slip boundary (with all velocities becoming zero). This difference may reflect in the transport properties, see Dubrulle et al. (2004b). In the sequel, the free-slip boundary condition will be referred to as *smooth*, while the no-slip boundary will be referred to as *rough*. In the laboratory experiments reviewed in Dubrulle et al (2004b), the turbulent transport depends on the boundary conditions. Specifically, transport is enhanced (with respect to

any other boundary conditions) with boundary conditions of the rough or no-slip type. In the astrophysical case, it is not quite clear whether these two boundary conditions apply, or even whether different inner and outer boundary conditions result into an intermediate transport enhancement. We shall therefore devise observational tests using quantities independent of boundary conditions via a suitable non-dimensionalisation.



**Fig. 1.** Two possible configurations considered in the present model: (a) the whole disk is incompressible and extends onto the proto-star, and (b) the disk is incompressible until an "interaction radius" imposed for instance by a magnetic field.

## 2.2. Basic equations

In any case, the angular velocity  $\Omega$  at the inner boundary is that of the star, namely  $\Omega(r_i) = \Omega_*$ . For  $r > r_i$ , the Mach number of the flow is less than one by construction, i.e. pressure fluctuations vary over a time scale short compared with the dynamical time. In such a case, one can assume hydrostatic equilibrium in the vertical direction, implying a decoupling of the vertical and horizontal structure. It is then convenient to describe the disk by its "horizontal equations", obtained by averaging the original equations of motion in the vertical direction. The proce-

dure is described e.g. in Dubrulle (1992). It leads to:

$$\begin{aligned} \partial_t \Sigma + \partial_i^h \Sigma u_i &= 0, \\ \partial_t (\Sigma u_i) + \partial_j^h (\Sigma u_i u_j) &= -\partial_i^h H p + \partial_j^h \tau_{ij} - \Sigma \frac{GM}{r^2} e_r, \\ \tau_{ij} &= \mu (\partial_i^h u_j + \partial_j^h u_i) + \left( \zeta + \frac{\mu}{3} \right) \partial_j^h u_i \end{aligned} \quad (1)$$

Here,  $\partial^h$  is the horizontal gradient ( $\partial_z = 0$ ),  $u$  and  $p$  are the Favre average of the velocity and the pressure over the vertical direction,  $\Sigma$  is the surface density,  $\mu$  and  $\zeta$  are surface viscosity coefficients,  $G$  is the gravitational constant,  $M$  the mass of the star, and  $r$  the distance to the star in cylindrical coordinate,  $e_r$  is a unit vector in the radial direction and  $H$  the vertical scale height. In the hydrostatic approximation,

$$H = c_s \left( \frac{r^3}{GM} \right)^{1/2}, \quad (2)$$

where  $c_s$  is the sound velocity. This expression is only valid when self-gravity can be neglected, namely when:

$$\frac{M_{\text{disk}}}{M} \lesssim \frac{H}{R} \quad (3)$$

where  $M_{\text{disk}}$  and  $M$  are the masses of the disk and the star, respectively (see e.g. Huré, 2000).

In the opposite case,  $H$  will rather vary like the Jeans length in the vertical direction, as:

$$H = \frac{c_s^2}{4\pi G \Sigma}. \quad (4)$$

These equations should be supplemented with an equation for the surface energy  $E \sim H c_s^2$ , but we shall not need it in the sequel.

## 2.3. Stationary axi-symmetric state

The equation (1) admits simple basic state, under the shape of stationary axi-symmetric solution. The mass conservation then implies:

$$\frac{1}{r} \partial_r (r \Sigma u_r) = 0, \quad (5)$$

or

$$u_r = \frac{M_t}{\Sigma r}, \quad (6)$$

where  $M_t$  is a constant, dimensionally equivalent to an accretion rate. Plugging this into the radial and azimuthal component of (1), we obtain two equations:

$$\begin{aligned} -\frac{M_t^2}{\Sigma r^3} \left( 1 + \frac{r \partial_r \Sigma}{\Sigma} \right) - \frac{\Sigma u_\theta^2}{r} &= -\partial_r H p - \Sigma \frac{GM}{r^2} \\ + \frac{2\mu M_t}{\Sigma r^3} \left( -\frac{r \partial_r \mu}{\mu} \left( 1 + \frac{r \partial_r \Sigma}{\Sigma} \right) - \frac{r^2 \partial_r^2 \Sigma}{\Sigma} + 2 \frac{(r \partial_r \Sigma)^2}{\Sigma^2} - \frac{r \partial_r \Sigma}{\Sigma} \right), \\ \frac{M_t}{r^2} \partial_r (r u_\theta) &= \frac{1}{r^2} \partial_r \left( \mu r^3 \partial_r \frac{u_\theta}{r} \right). \end{aligned} \quad (7)$$

The general solution of the second equation of (7) is :

$$u_\theta = A \exp \left( \int_{r_i}^r (\beta + 1) dx/x \right) + \frac{B}{r}, \quad (8)$$

where  $A$  and  $B$  are constants and  $\beta = M_t/\mu$ . Plugging this solution into the first equation of (7) then defines the general pressure.

The basic state depends on three constants  $A$ ,  $B$  and  $M_t$ , which must be specified through some sort of boundary conditions. In the case of astrophysical flows, the boundary conditions are not very well known and it is less easy to constrain the parameters. The condition that the rotation velocity of the disk matches the star velocity at the interaction radius only provides one relation between the three parameters:

$$A + \frac{B}{r_i} = r_i \Omega_*. \quad (9)$$

An additional constraint comes from the hypothesis that the disk is *geometrically thin*. This is consistent with our assumption that the Mach number is less than unity. In that case, as soon as there is no dramatic variation of the thermodynamic variables, radial pressure gradients and terms involving the radial velocity<sup>1</sup> can be neglected in front of gravity, and the only way to satisfy the first equation of (7) is to set  $M_t/\mu = \beta = -3/2$ . In this case, the disk is almost Keplerian and obeys:

$$\begin{aligned} u_r &= -\frac{3\mu}{2\Sigma r}, \\ u_\theta &= \frac{\sqrt{GM}}{r^{1/2}} + \frac{r_i^2}{r} (\Omega_* - \Omega_K(r_i)), \end{aligned} \quad (10)$$

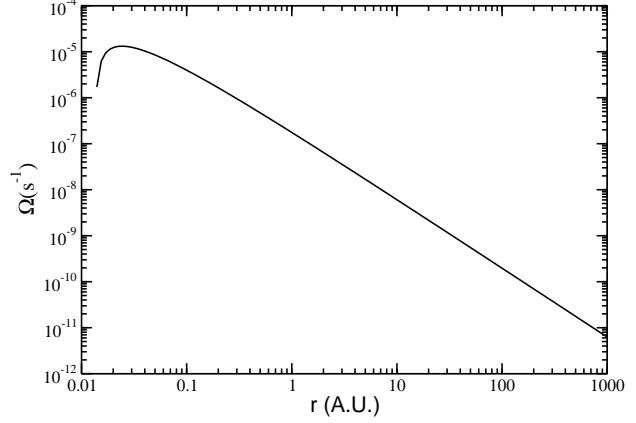
where  $\Omega_K(r_i)$  is the angular Keplerian velocity at  $r = r_i$ . The corresponding solution is plotted in Fig. 2. It is made of a Keplerian disk in the outer part, with a continuous matching towards the star velocity at the interaction radius.

#### 2.4. Comment about the disk outer radius

In the expression we derived for the velocity, we did not need to specify anything about the condition at the outer boundary of the disk. One may then wonder what determines this boundary, and whether it is relevant in specifying the geometry of the problem. One way to answer this question is to note that stationary solutions of the shape (10) are only possible provided the dynamical time scales are short with respect to the viscous time scale. In the vertical direction, the dynamical time scale to ensure hydrostatic equilibrium is  $H/c_s \sim \Omega_K^{-1}$ . In the horizontal plane, the two dynamical time scale are the radial time scale  $r/u_r \sim r^2\Sigma/\mu$  and the orbital time scale  $\Omega^{-1} \sim \Omega_K^{-1}$ . The radial time scale is comparable with the viscous time scale. So the condition for stationarity is that the orbital time scale is less than the viscous time scale, resulting in  $r < r_o$ , with  $r_o$  solution of the equation:

$$r_o = \left( \frac{\mu}{\Sigma\Omega} \right)^{1/2} \Big|_{r=r_o}. \quad (11)$$

<sup>1</sup> The viscosity and the advection terms are then negligible in front of the radial pressure gradient by a factor of the order of  $Ma \frac{H}{r}$  and  $Ma^2$ , respectively.



**Fig. 2.** Velocity profile in a circumstellar disk in the viscous regime, with keplerian velocity in the outer part, and smooth matching onto the central object at the interaction radius. For this example, the mass of the central star has been taken as a solar mass.

This radius defines the outer geometrical limit within which stationary solutions can reasonably exist. If in this formula, one considers the ordinary viscosity, then one typically obtains  $r_o$  much larger than the observed disk outer radii. On the other hand, one may argue that as soon as the disk is turbulent, the molecular viscosity becomes irrelevant, one must consider a kind of "turbulent viscosity" in this formula. In this case, using the formula we derive in Section 3.3, we find that  $r_o$  is of the order of the disk scale height. In geometrically thin disks, it is not quite clear whether this limit really exists or not. Neither limits really match the observed disk radii. However, the sharp observed edge of disks remains inconsistent with stationary models. Stationary solutions, due to constant accretion rate in radius, are indeed in essence radially infinite. This suggests that the disk outer radii may still be linked with some unstationary effects. This is the subject of a forthcoming paper (Mayer et al. 2004, in preparation).

#### 2.5. The incompressible analog

Astrophysical disks are (weakly) compressible and radially stratified. It is however possible to build an incompressible analog of them, using clever boundary conditions. This remark is at the heart of the laboratory prototype. Consider indeed an incompressible, unstratified fluid, enclosed within a domain with cylindrical symmetry, bounded by inner and outer radii  $r_i$  and  $r_o$ . Its equation of motions are given by the Navier-Stokes equations:

$$\begin{aligned} \partial_t \mathbf{u} + \mathbf{u} \cdot \nabla \mathbf{u} &= -\frac{1}{\rho} \nabla p + \nu \Delta \mathbf{u}, \\ \nabla \cdot \mathbf{u} &= 0. \end{aligned} \quad (12)$$

where  $\rho$  is the density,  $\mathbf{u}$  is the velocity,  $\nu$  the molecular viscosity and  $p$  is the pressure. If we assume hydrostatic equilibrium in the vertical direction, we get:

$$\partial_z p \simeq 0, \quad (13)$$

so that  $p$  is a function of  $r$  only. In that case, equation (12) admits simple basic state under the shape of stationary solutions, with axial and translation symmetry along the disk rotation axis (the velocity only depends on  $r$ ). The incompressibility condition then implies:

$$\frac{1}{r} \partial_r (r u_r) = 0, \quad (14)$$

or

$$u_r = \frac{K}{r}, \quad (15)$$

where  $K$  is a constant, to be constrained later. Plugging this into the radial and azimuthal component of (12), we obtain two equations:

$$-\frac{K^2}{r^3} - \frac{u_\theta^2}{r} = -\partial_r \frac{\Pi}{\rho},$$

$$\frac{K}{r^2} \partial_r (r u_\theta) = \frac{\nu}{r^2} \partial_r \left( r^3 \partial_r \frac{u_\theta}{r} \right). \quad (16)$$

The second equation of (16) is homogeneous in  $r$ . It only admits two power law solutions, with exponent  $-1$  and  $1 + K/\nu$ , so that the general solution is:

$$u_\theta = A r^{1+\beta} + \frac{B}{r}, \quad (17)$$

where  $A$  and  $B$  are constants and  $\beta = K/\nu$ . Plugging this solution into the first equation of (16) then defines the pressure.

The basic state depends on three constants  $A$ ,  $B$  and  $K$ , which must be specified through boundary conditions. In laboratory flows, these conditions are usually well defined and allow for a simple determination of the constants once the rotation velocities at the inner and outer boundaries are known (Bahl, 1970):

$$A = \frac{r_o^{-\beta}}{1 - \eta^{\beta+2}} (\Omega_o - \eta^2 \Omega_i),$$

$$B = \frac{r_i^2}{1 - \eta^{\beta+2}} (\Omega_i - \Omega_o \eta^\beta), \quad (18)$$

where  $\eta = r_i/r_o$  is the radius ratio,  $\Omega_o$  and  $\Omega_i$  are the angular velocity at outer and inner radii and  $\beta = R_r = K/\nu = u_r(r_i)r_i/\nu$  is the radial Reynolds number, based on the radial velocity through the wall of the inner cylinder. Note that it is positive for motions outwards from the axis of rotation.

Comparing (10) with (18) and (17), it is possible to see that the "laboratory" analog of Keplerian flow is such that:

$$\beta = -\frac{3}{2},$$

$$\Omega_i = \Omega_*,$$

$$\Omega_o = \sqrt{\frac{GM}{r_o^3}},$$

$$\eta = r_i/r_o. \quad (19)$$

This shows that this basic state describes as well laboratory incompressible flows, with rigid boundaries and without gravity, in which angular momentum distribution may be imposed by boundary conditions, and astrophysical flows, without rigid boundaries, in which angular momentum distribution is imposed by gravity. In other words, building a prototype of astrophysical disks (within the approximations described above) requires a (laboratory) flow with equivalent angular momentum distribution, and equivalent control parameters. We now derive these control parameters, in order to apply the Reynolds similarity principle.

## 2.6. Control parameters

The shape of the basic state allows for the determination of the control parameters of the flow. These parameters are essential in the comparison with the laboratory prototype since the Reynolds similarity principle states that the astrophysical disk will behave like the laboratory prototype with same control parameters. These control parameters are

the global Reynolds number:

$$Re = \frac{\bar{S}(r_o - r_i)^2}{\nu}, \quad (20)$$

the rotation number:

$$R_\Omega = \frac{2\bar{\Omega}}{\bar{S}}, \quad (21)$$

the curvature number

$$R_C = \frac{\bar{r}}{r_o - r_i}, \quad (22)$$

the local radial Reynolds number:

$$R_r = \frac{u_r r}{\nu}. \quad (23)$$

the aspect ratio:

$$\Gamma = \frac{\bar{H}}{\bar{r}}. \quad (24)$$

Here,  $\bar{\Omega}$ ,  $\bar{S}$  and  $\bar{r}$  are characteristic angular velocity, shear and radius. Adopting the convention of Dubrulle et al (2004b), we find:

$$\bar{\Omega} = \Omega_K(r_i) \left( \frac{r_i}{r_o} \right)^{1/2} + \frac{r_i}{r_o} (\Omega_* - \Omega_K(r_i))$$

$$\bar{S} = \frac{1}{2} \Omega_K(r_i) \left( \frac{r_i}{\bar{r}} \right)^{3/2} - 2\bar{\Omega}, \quad (25)$$

while  $\bar{r}$  is fixed through the condition  $\bar{\Omega} = u_\theta(\bar{r})/\bar{r}$ . A simplification occurs in two limiting cases, relevant to astrophysical disk:  $r_i \ll r_o$  or  $r_i \rightarrow r_o$ ,  $\Omega_* \rightarrow \Omega_K(r_i)$ . In both cases, we have:

$$\bar{r} = r_i^{2/3} r_o^{1/3},$$

$$\bar{\Omega} = \Omega_K(\bar{r}),$$

$$\bar{S} = -\frac{3}{2} \Omega_K(\bar{r}). \quad (26)$$

The control parameters then simplify into:

$$\begin{aligned} Re &= \frac{3}{2} \frac{\Omega_K(\bar{r})(r_o - r_i)^2}{\nu}, \\ R_\Omega &= -\frac{4}{3}, \\ R_C &= \frac{r_i^{2/3} r_o^{1/3}}{r_o - r_i}, \\ R_r &= -\frac{3}{2}, \\ \Gamma &= \frac{H}{r_i^{2/3} r_o^{1/3}}. \end{aligned} \quad (27)$$

If the disk is stratified or magnetized, other control parameters appear, like the Prandtl number  $Pr = \nu/\kappa$  and the magnetic Prandtl number  $Pm = \mu_0\nu/\eta$  where  $\kappa$  and  $\eta$  are the heat diffusivity and the magnetic resistivity, and  $\mu_0$  is the vacuum permeability.

## 2.7. Molecular transport processes

The computation of the control parameters requires an estimate of molecular transport coefficients. These coefficients depend on the ionization state of the gas. There are two sources of ionization. Thermal ionization is efficient in the inner part of the disk. The corresponding ionization fraction can be written as (Fromang et al, 2003):

$$x_e^{th} = 6 \times 10^{-2} \left( \frac{T}{1000K} \right)^{3/4} \left( \frac{2.4 \times 10^{15} \text{cm}^{-3}}{n} \right)^{1/2} \exp(-25188 K/T), \quad (28)$$

where  $T$  and  $n$  are the temperature and the number density of neutral species (hydrogen mainly), respectively. For temperature lower than  $10^3$  K (typically  $r > 1$  A.U.), thermal ionization is negligible. However, X-Ray illumination from the central star (or the magnetospheric accretion flow) may induce a weak ionization in some part of the disk (typically away from the mid-plane) (Feigelson and Montmerle, 1999). A recent theoretical study has recently been performed by Igea and Glassgold (1999). They found that at a given radius from the source, the ionization fraction is a universal function of the vertical column density  $N_\perp$ , independent of the structural details of the disk. The role of cosmic rays in the disk ionization is still a matter of debate (Sano et al. 2000) and will not be discussed here. For a typical young stellar object, Igea and Glassgold's result can be approximated by:

$$\begin{aligned} x_e^X &= \frac{n_e}{n} = \frac{10^{17} \text{cm}^{-2}}{N_\perp} T^{1/4} n^{-1/2} e^{-0.002(r_{AU}-1)}, \quad N_\perp > 10^{20} \text{cm}^{-2} \\ x_e &= \frac{n_e}{n} = 10^{-3} T^{1/4} n^{-1/2} e^{-0.002(r_{AU}-1)}, \quad N_\perp < 10^{20} \text{cm}^{-2} \end{aligned} \quad (29)$$

where  $n_e$  is the ion number density, and  $r_{AU}$  is the distance from the central star, in astronomical units.

When the gas is neutral, the viscosity and heat diffusivity are given by (Lang, 1980):

$$\nu_{neu} = \kappa = 3 \times 10^{19} \frac{T^{1/2}}{n} \text{cm}^2 \text{s}^{-1}, \quad (30)$$

where  $T$  is the disk temperature, and  $n$  the number density.

When the gas is weakly ionized ( $x_e \ll 1$ ), the transport coefficient must be multiplied by a factor (Lang, 1980):

$$\frac{\nu_{ion}}{\nu_{neu}} = 4 \times 10^{-12} \frac{T^2}{x_e}. \quad (31)$$

This correction is valid as long as  $\nu_{ion}/\nu_{neu} < 1$ . This sets a limit on ionization fraction, below which the gas viscosity takes the neutral value:

$$x_e^{cr} = 4 \times 10^{-12} T^2. \quad (32)$$

The Prandtl number in this case is equal to  $10^{-11}$  (Lang, 1980).

The resistivity of an ionized gas can be written as the sum of the resistivity induced by electron-neutral collisions and electron-ion collisions:

$$\eta = \eta_{en} + \eta_{ei} \quad (33)$$

where (Lang, 1980)

$$\eta_{en} = 10^{-6} \frac{1-x_e}{x_e} T^{1/2} \text{ohm} - \text{cm} \quad (34)$$

$$\eta_{ei} = 4 \times 10^3 \frac{\ln \Lambda}{T^{3/2}} \text{ohm} - \text{cm} \quad (35)$$

where  $\Lambda = 1.3 \times 10^4 \frac{T^{3/2}}{N_e^{1/2}}$  is the Coulomb logarithm.

## 2.8. Physical parameters

Various physical parameters are required to estimate the control parameter.

Parameters associated with the disk are  $r_o$ ,  $r_i$ ,  $\Gamma$  and  $\nu$ . The disk inner radius depends on whether the disk/star interaction is direct or indirect. In the first case,  $r_i = r_*$ . In the second case,  $r_i$  may not exceed the corotation radius, at which the disk velocity matches the star velocity. In the sequel, we shall consider variations of  $r_i$  in between these two limits. The disk outer radius  $r_o$  must be specified through the implicit relation (11). Direct observation for disk suggest that the disk size is of the order of  $r_D = 1000$  A.U. for disk around T Tauri and even smaller  $r_D = 50$  A.U. for disk around FU ORI (Kenyon, 1999). Clearly,  $r_D$  is thus the maximum size  $r_o$  can achieve. For practical reasons, we defer its discussion in the next section, after computation of the temperature and density profile.

Parameters relative to the proto-star have been measured in some T Tauri and FU Ori stars. Table 1 gives a sample of stars we shall use in the following. It is particularly convenient and illustrative to scale all quantities in the problem with respect to values defined at the distance of  $\bar{r} = 0.33$  A.U., which is the characteristic radius corresponding to a disk with  $r_i = 10^{11}$  cm and  $r_o = 1000$  A.U., the two extreme limits for  $r_i$  and  $r_o$ . We also use, as a reference, a rotation period of the star of 8 days (typical T Tauri star), leading to  $\Omega_* = 9 \times 10^{-6} \text{s}^{-1}$ .

Temperature and number density in circumstellar disks are not known due to the lack of spatial resolution. However, their magnitude can be deduced by short radii extrapolation of measurements made on the outer disk. The inversion method of Guilloteau & Dutrey (1998), based on  $\chi$ -square fitting of CO interferometric maps, yields the temperature and the density profiles at  $r \gtrsim 50 - 100$  A.U.. For instance, for the disk around DM Tau ( $M \simeq 0.5M_\odot$ ), their method predicts

$$\begin{cases} T \simeq 30 \left( \frac{r}{100 \text{ AU}} \right)^{-0.6} & \text{K} \\ n \simeq 10^8 \left( \frac{r}{100 \text{ AU}} \right)^{-2.75} & \text{cm}^{-3} \\ \Sigma \simeq 1 \left( \frac{r}{100 \text{ AU}} \right)^{-1.5} & \text{g cm}^{-2}, \end{cases}$$

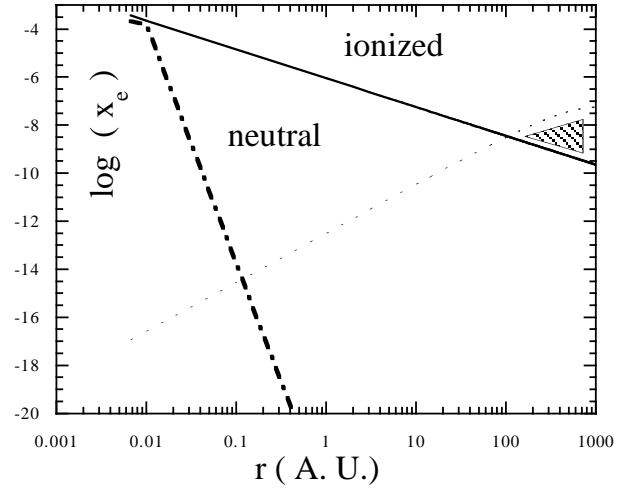
where  $\Sigma$  is the surface density of the disk (including gas and dust). Error bars on the measurements are rather large, and could amount to a possible variation by a factor 5 to 10. At  $r = 1$  A.U., one finds  $n \simeq 3 \times 10^{13} \text{ cm}^{-3}$  and  $\Sigma \simeq 1000 \text{ g cm}^{-2}$ , in agreement with values obtained by modeling the deuterium enrichment in the Solar System (Drouart et al. 1999; Hersant, Gautier & Huré 2001). At the reference radius of 0.33 A.U., the density is  $\bar{n} \simeq 7 \times 10^{14} \text{ cm}^{-3}$ , the surface density is  $\bar{\Sigma} \simeq 5275 \text{ g cm}^{-2}$ , the height is  $\bar{H} = 4.6 \times 10^{12} \text{ cm}$  and the temperature is  $\simeq 925 \text{ K}$ . In a more recent analysis of the disk around BP Tau, Dutrey et al. (2003) found densities and temperature corresponding to a value of  $\bar{n} \simeq 3 \times 10^{14} \text{ cm}^{-3}$ ,  $\bar{\Sigma} \simeq 992 \text{ g cm}^{-2}$ ,  $\bar{H} = 10^{11} \text{ cm}$  and  $\bar{T} = 289 \text{ K}$ . The difference between these figures and the figures of DM Tau provide an illustration of the error bars associated with our "typical values", since the disk around BP Tau seems much smaller, and correspond to a more evolved stage than the disk around DM Tau.

### 2.8.1. Ionization state

It is interesting to study the ionization state of the disk with temperature and density observed in DM Tau. The ionization fraction is plotted as a function of radius in Fig. (3) for the thermal and X-ray contribution. One sees that the thermal contribution dominates at  $r < 1$  A.U., while the X-Ray contribution becomes important at larger radii. However, comparing with the limiting ionization state eq. (32), one sees that only the outer part of the disk  $r > 100$  A.U. is sufficiently ionized to influence the molecular viscosity.

### 2.9. Regimes

The previous scaling allows for an estimate of the disk control parameter, and, therefore, for an identification of the possible regimes. A difficulty with respect to the laboratory experiment is that in disks, the transport coefficients vary over across the disk due to the radial stratification. To define the control parameter, one must pick up a typical value. In this context, it is logical to consider their



**Fig. 3.** Midplane ionization fraction due to thermal contribution (dot-dashed line) and X-ray contribution (dotted line). The plain line is the limiting ionization fraction, below which the ionization does not influence molecular transport. The shaded area is the region where ionization has to be taken into account in the computation of the viscosity.

value at  $r = \bar{r}$ , since both the typical shear and radii at this location have been used. Using the values given in the previous section, we then obtain:

$$\begin{aligned} Re &= 2 \times 10^{25} \left( \frac{M}{M_\odot} \right)^{1/2} \left( \frac{\bar{n}}{7 \times 10^{14} \text{ cm}^{-3}} \right) \left( \frac{\bar{T}}{930 \text{ K}} \right)^{-1/2} \\ &\quad \times \left( \frac{r_i}{10^{11} \text{ cm}} \right)^{-4/3} \left( \frac{r_o}{10^3 \text{ A.U.}} \right)^{-2/3} \\ R_\Omega &= -\frac{4}{3}, \\ R_r &= -\frac{3}{2}, \\ Pr &= 1, \\ Pm &= 2 \times 10^{-8}, \\ \Gamma &= 0.94. \end{aligned} \tag{36}$$

The value of the rotation number indicates that the flow is anti-cyclonic and belongs to the "globally sub-critical" class defined in Dubrulle et al (2004b). The radial Reynolds number is negative, indicating an inward radial circulation. Its value is close to unity. So its influence on transport properties can be neglected as a first approximation, see Dubrulle et al (2004b). The curvature number depends on the interpretation of the viscous time scale (see Section 2.9.2). In the case where the interpretation is done with the molecular viscosity, one finds  $R_C = 0.0004$ , that is disks are in the wide gap limit. In the other limiting case where the viscous time scale is computed using the turbulent viscosity, one finds  $R_C = 1 - \Gamma$ , that is disks are in the small gap limit. The relevant Reynolds parameter to be considered in studying transport properties will be  $ReR_C^2 = \bar{S}r^2/\nu$ , see Dubrulle et al (2004b). Finally, the aspect ratio is less than one. From the review of Dubrulle

et al, we infer that an additional correction  $\Gamma^2$  must be included in the definition of the relevant Reynolds parameter, which becomes:

$$\begin{aligned} Re_{phys} &= Re(R_C \Gamma)^2 = \frac{\bar{S} \bar{H}^2}{\nu}, \\ &= 3 \times 10^{13} \left( \frac{M_*}{M_\odot} \right)^{-1/2} \left( \frac{\bar{n}}{7 \times 10^{14} \text{ cm}^{-3}} \right) \left( \frac{\bar{T}}{930 \text{ K}} \right)^1 \\ &\quad \times \left( \frac{r_{\text{in}}}{10^{11} \text{ cm}} \right)^{-1} \left( \frac{r_o}{10^3 \text{ A.U.}} \right)^{-1/2} \end{aligned} \quad (3)$$

This is the expression one would naturally derive by considering the "smallest" length scale in the problem, see e.g. Longaretti (2003).

### 3. Predictions about the structure of circumstellar disks

#### 3.1. Stability: the laminar/turbulent transition

The stability properties of circumstellar disks can be found by comparing the physical Reynolds number  $Re_{phys}$  with critical Reynolds numbers derived in laboratory experiments, in the anti-cyclonic non-linear regime. These measurements are summarized in Dubrulle et al (2004b). Disregarding any body forces, one finds a critical Reynolds number of the order of 2300, well below the disk value. Taking into account the possible stable vertical stratification observed e.g. in DM Tau (Dartois et al, 2003)<sup>2</sup>, one obtains a slightly larger value of the order of 4000 (Dubrulle et al, 2004a). The presence of a vertical magnetic field may increase the critical Reynolds number, due to the low magnetic Prandtl number prevailing in disks. Using the scaling of Willis and Barenghi (2002), one finds a critical Reynolds number  $Re_c \sim 100/Pm = 10^{10}$ . This is still well below the observed Reynolds number. These number concur to conclude that the disk is turbulent.

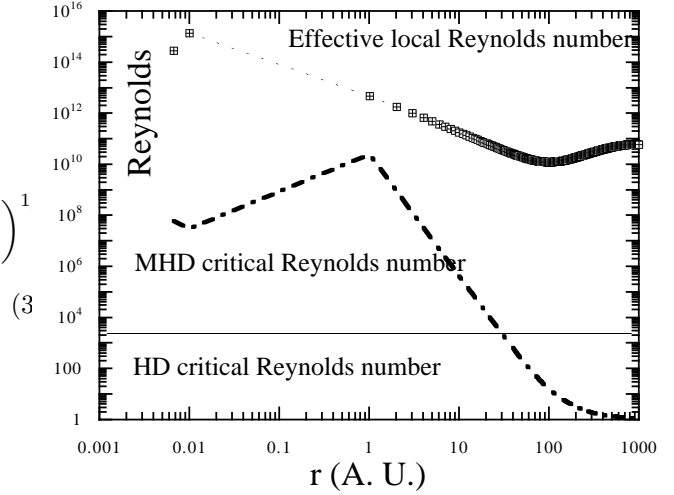
However, due to the huge variation of the transport coefficients across the disk, one may wonder how strong this conclusion is. A way to answer this question is to see how *locally in the disk*, the stability criterion are satisfied using "local" non-dimensionalized parameter, built by replacing  $\bar{r}$  by  $r$  the distance to the central object. The result of this procedure is plotted on Fig 4. One sees that at any radius, such effective local Reynolds number is well above any critical Reynolds number due to body forces. This strengthens our conclusion.

#### 3.2. Mean energy dissipation and accretion rate

##### 3.2.1. Definition

The quantitative comparison between experimental measurements and energy dissipated in circumstellar disks first requires a relation linking the torque and the disk

<sup>2</sup> This may be due to disk illumination by the central star (D'Alessio et al, 1998)



**Fig. 4.** Physical local Reynolds number in circumstellar disks as a function of radius (dotted-line with symbols). The dashed-dotted line and the full line are the critical Reynolds number deduced from laboratory experiments, see Dubrulle et al (2004b).

luminosity  $\mathcal{L}$ . The total power dissipated in a Taylor-Couette experiment with same control parameter as in a keplerian disk is

$$\epsilon = \bar{\nu}^2 \bar{\Sigma} \frac{\bar{S} G}{4} = \frac{G}{4 Re_{phys}^2} \bar{\Sigma} \bar{S}^3 \bar{H}^4, \quad (38)$$

where  $\bar{\Sigma}$  is the disk surface density,  $G$  the non-dimensional torque and  $\bar{\nu}$  the viscosity. In a stationary disk, this power is dissipated under the form of heat, and thus coincides with the disk luminosity, that is

$$\mathcal{L} = \epsilon. \quad (39)$$

In practice, observed luminosities are often expressed as a function of an "effective mass accretion rate", namely (Hartmann et al. 1998)

$$\dot{M} = \frac{0.8 r_* \mathcal{L}}{GM}. \quad (40)$$

From a theoretical point of view, the detailed computation of the accretion luminosity is not straightforward since it depends on the boundary condition at the interaction radius. For comparison with experimental data, we therefore consider the quantity:

$$\frac{G}{Re_{phys}^2} = \frac{\dot{M}}{\dot{M}_0}, \quad (41)$$

where  $\dot{M}_0$  is an effective accretion rate given by

$$\dot{M}_0 = \bar{\Sigma} r_* \bar{r} \bar{\Omega} \left( \frac{\bar{H}}{\bar{r}} \right)^4. \quad (42)$$

The quantity  $G/Re_{phys}^2$  (the non-dimensional energy dissipation), includes all the boundary condition dependence and only depends on the Reynolds number.



### 3.2.2. Prediction using laboratory experiments

The result of Dubrulle et al (2004b) lead to an analytical prediction for the function  $\dot{M}/\dot{M}_0 = f(R_\Omega)G_i/Re_{phys}^2$ , where  $f(R_\Omega)$  is a function parameterizing the influence of rotation, and  $G_i$  is the torque in situation when only the inner cylinder is rotating. From the experiments, we infer  $f(R_\Omega) \sim 0.1$  if the flow is turbulent, and 1 if the flow is laminar. Taking the wide gap limit  $r_i \ll r_o$ ,  $R_C^2 Re = Re_{phys}$  in the formulae of Dubrulle et al (2004b), we obtain three possible regimes:

- in the laminar regime, for  $Re_{phys} \leq 2300$

$$\frac{\dot{M}}{\dot{M}_0} = \frac{2\pi}{Re_{phys}}. \quad (43)$$

- for smooth boundary conditions and  $Re_{phys} > 2300$

$$\left. \frac{\dot{M}}{\dot{M}_0} \right|_{smooth} = 0.06 [\ln(3 \times 10^{-4} Re_{phys}^2)]^{-3/2}. \quad (44)$$

- for rough boundary conditions and  $Re_{phys} > 2300$

$$\left. \frac{\dot{M}}{\dot{M}_0} \right|_{rough} = 1.9 \times 10^{-2}. \quad (45)$$

In the other limit  $r_i \rightarrow r_o$ , the turbulent value take similar expression, but must be multiplied by a factor  $1/3(1 - \Gamma)^{3/2}$ . In astrophysical disks, the boundary conditions are not known a priori. Moreover, given the huge physical difference between the inner part and the outer part, it is unlikely that the boundary condition at the inner and outer part coincide, so that we are probably more in a state of "mixed" boundary conditions studied experimentally by Van den Berg et al (2003). In that case, the energy dissipation is found to vary in between the two limits set by respectively the "pure" smooth type (44) and the pure "rough" type (45), see Dubrulle et al (2004b). We shall therefore adopt these formulae as a lower and upper limit of the energy dissipation in disks.

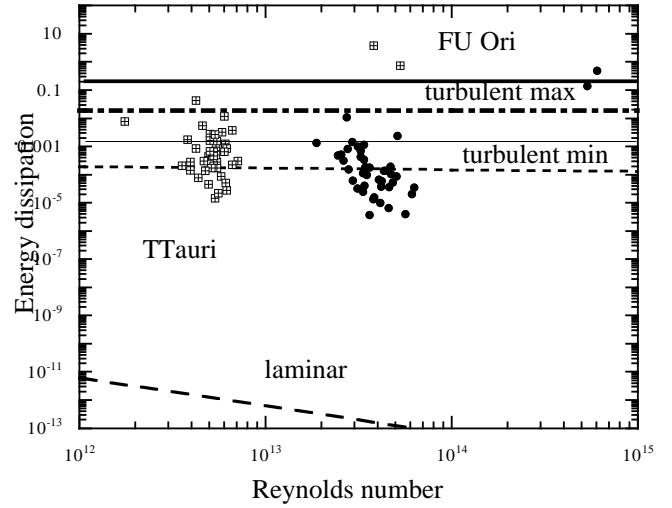
### 3.2.3. Test against observational data

We find the following scaling for  $\dot{M}_0$ :

$$\begin{aligned} \dot{M}_0 \simeq & 3 \times 10^{-5} \left( \frac{\bar{\Sigma}}{5300 \text{ g cm}^{-2}} \right) \left( \frac{M}{M_\odot} \right)^{-3/2} \left( \frac{r_*}{10^{11} \text{ cm}} \right) \\ & \times \left( \frac{r_i}{10^{11} \text{ cm}} \right)^{-0.8} \left( \frac{r_o}{10^3 \text{ A.U.}} \right)^{-0.4} \left( \frac{\bar{T}}{930 \text{ K}} \right)^2 M_\odot \text{ yr}^{-1} \end{aligned} \quad (46)$$

We are aware that these values are probably uncertain by a factor of 10 or even more. In the next decade, the results expected with ALMA will largely shorten the error bars.

At  $Re = 3 \times 10^{13}$ , our model (Eqs. (44) and (45)) predicts that  $0.0002 < \dot{M}/\dot{M}_0 < 0.019$ , resulting in  $6 \times 10^{-9} < \dot{M} < 6 \times 10^{-7} M_\odot \text{ yr}^{-1}$  for T Tauri stars. This is in good agreement with the observed values ranging from  $\dot{M} = 10^{-10}$  to  $10^{-6} M_\odot \text{ yr}^{-1}$  (Hartmann et al. 1998). Disks around FU Ori are characterized by a smaller disk



**Fig. 5.** Comparison between the non-dimensional energy dissipation predicted from laboratory measurements in the wide gap limit (dotted lines) or in the small gap limit (plain lines) and observed in circumstellar disks (symbols), as a function of the Reynolds number  $Re_{phys}$ . For an easier comparison, the mean energy dissipation has been translated into the non-dimensional accretion rate  $\dot{M}/\dot{M}_0$  (computed using Eq.(44) and observationally determined parameters reported in Tab. 1). The symbols  $\boxplus$  report the value using  $r_i = r_{coro}$ , which provides an upper bound of the energy dissipation. The circles report the value using  $r_i = r_*$ , which provides the lower bound of the energy dissipation. All the quantities have been computed using temperature and density estimated for the DM Tau system using the results of Guilloteau and Dutrey (1998), so there is no adjustable parameter in this plot.

radius, leading to higher values of  $\dot{M}$  according to (46), by a factor 5. This is not quite enough to reach values of up to  $10^{-5} M_\odot \text{ yr}^{-1}$ , associated to disks around FU Ori stars (Kenyon 1994). Such values could be obtained if the typical disk density is higher in disk around FU Ori, resulting in more massive disks. This is plausible, since FU Ori are younger than T-Tauri stars.

A graphical representation of this discussion can be obtained by plotting the computed  $\dot{M}/\dot{M}_0$  as a function of  $Re_{phys}$  using the values listed in Table 1 as input parameters. To remove the problem with our ignorance of the actual value of  $r_i$ , we have used the relation  $r_* \leq r_i \leq r_{coro}$  and computed the corresponding  $\dot{M}/\dot{M}_0$  and  $Re_{phys}$ . The actual dissipation somehow lies in between the two corresponding estimates. These estimates are plotted in Figure 5. For comparison, we have added the theoretical predictions (eq. (44) and (45)) giving the minimum and the maximum expected values in the turbulent case, as well as the laminar value. This last value is very much lower than the turbulent values, and is never even nearly approached by any stars we considered. This may be seen as a proof of the turbulent character of all these disks.

	input parameters					output parameters			
star	mass $M/M_{\odot}$	radius $r_*/R_{\odot}$	coro. radius $r_{\text{coro}}/R_{\odot}$	disk outer edge $r_o/1000 \text{ A.U.}$	accr. rate $\log \dot{M}$	eff. rates		Reynolds num.	
						$\log \dot{M}_0(r_*)$	$\log \dot{M}_0(r_{\text{corot}})$	$\log Re_*$	$\log Re_{\text{coro}}$
AA Tau	0.53	1.74	13.81	1	-8.48	-4.39	-3.67	13.53	12.55
BP Tau	1.32	1.99	17.79	1	-7.54	-2.87	-2.10	13.27	12.24
CY Tau	0.42	1.63	10.05	1	-8.12	-4.17	-3.54	13.61	12.74
DE Tau	0.25	2.45	10.05	1	-7.58	-4.00	-3.52	13.54	12.85
DF Tau	0.27	3.37	11.29	1	-6.91	-3.31	-2.90	13.39	12.78
DK Tau	0.43	2.49	10.05	1	-7.42	-3.49	-3.01	13.42	12.73
DN Tau	0.38	2.09	10.03	1	-8.46	-4.60	-4.06	13.52	12.76
DO Tau	0.37	2.25	10.05	1	-6.84	-3.00	-2.48	13.50	12.77
DQ Tau	0.44	1.79	10.05	1	-9.40	-5.43	-4.83	13.56	12.73
DS Tau	0.87	1.36	10.05	1	-7.89	-3.45	-2.76	13.53	12.58
GG Tau	0.44	2.31	10.05	1	-7.76	-3.81	-3.30	13.45	12.73
GI Tau	0.71	1.48	10.05	1	-8.02	-3.72	-3.06	13.53	12.63
GK Tau	0.46	2.15	10.05	1	-8.19	-4.21	-3.67	13.47	12.72
GM Aur	0.52	1.78	10.05	1	-8.02	-3.95	-3.34	13.52	12.69
HN Tau	0.81	0.76	10.05	1	-8.89	-4.45	-3.55	13.80	12.60
IP Tau	0.52	1.44	10.05	1	-9.10	-5.00	-4.33	13.62	12.69
UY Tau	0.42	2.60	10.05	1	-7.18	-3.27	-2.80	13.41	12.74
CI Tau	0.5	1.87	10.05	1	-7.19	-3.14	-2.56	13.51	12.70
CX Tau	0.33	1.63	10.05	1	-8.97	-5.18	-4.55	13.66	12.79
CZ Tau	0.41	1.19	10.05	1	-9.35	-5.39	-4.65	13.75	12.74
DM Tau	0.43	1.39	10.05	1	-7.95	-3.97	-3.29	13.67	12.73
DD Tau	0.42	1.44	10.05	1	-8.39	-4.43	-3.76	13.66	12.74
DH Tau	0.38	1.67	11.33	1	-8.30	-4.42	-3.76	13.62	12.71
DI Tau	0.43	1.71	12.56	1	-8.75	-4.79	-4.01	13.58	12.64
DP Tau	0.46	1.44	10.05	1	-7.88	-3.86	-3.19	13.64	12.72
FM Tau	0.58	1.17	10.05	1	-8.45	-4.26	-3.52	13.68	12.67
FO Tau	0.33	1.59	10.05	1	-7.50	-3.71	-3.07	13.67	12.79
FQ Tau	0.35	1.42	10.05	1	-6.45	-2.61	-1.93	13.71	12.78
FS Tau	0.46	1.25	10.05	1	-8.09	-4.06	-3.34	13.70	12.72
FV Tau	0.71	1.87	10.05	1	-6.23	-1.95	-1.37	13.44	12.63
FX Tau	0.34	1.94	10.05	1	-8.65	-4.86	-4.28	13.58	12.79
FY Tau	0.50	1.87	10.05	1	-7.41	-3.36	-2.78	13.51	12.70
GH Tau	0.29	1.90	10.05	1	-7.92	-4.23	-3.65	13.62	12.82
GO Tau	0.50	1.40	10.05	1	-7.93	-3.86	-3.17	13.64	12.70
Haro 6-37	0.60	1.90	10.05	1	-7.00	-2.83	-2.26	13.46	12.66
HO Tau	0.56	0.94	10.05	1	-8.86	-4.68	-3.86	13.79	12.68
IQ Tau	0.35	2.01	10.05	1	-7.55	-3.74	-3.18	13.56	12.78
LkCa 15	0.81	1.53	10.05	1	-8.87	-4.49	-3.84	13.49	12.60
Lk Ha 332/G1	0.29	2.36	10.05	1	-6.60	-2.93	-2.43	13.53	12.82
V955 Tau	0.44	2.34	10.05	1	-7.02	-3.07	-2.57	13.44	12.73
V1057 Cygni	0.50	1.60	13.53	0.005	-4.00	-0.86	-0.12	14.73	13.72
FU Ori	0.70	1.20	15.83	0.005	-3.70	-0.31	-0.58	14.78	13.58

**Table 1.** Observational parameters for T Tauri stars (from Bouvier 1990, Hartmann et al. 1998) and for FU Ori stars (from Popham et al. 1996) considered in this study (*left*) and disk physical parameter (*right*). The computation of the corotation radius requires the knowledge of the star rotation velocity. In case this last quantity is not available, the corotation radius has been set to 10.05, the solar value. Lower and upper bound on  $\dot{M}_0$  and  $Re$  have been computed using either the star radius or the corotation radius for  $r_i$ . Accretion rates are in  $M_{\odot}\text{yr}^{-1}$ .

We also see that energy dissipation for disk around T Tauri has a tendency to cluster in between the minimal and maximal values allowed by the theoretical predictions. The relative position of the cluster of point is slightly better in the case where  $r_i$  is computed with  $r_{\text{corot}}$ , which may be an indication that  $r_i$  is actually closer to the corotation radius than to the star radius. However, given the error bars stressed above, this is probably not enough to

conclude that disk around T Tauri stars are connected through a magneto-sphere, rather than through a boundary layer. In the case of FU Ori, the points are clearly above the maximum allowed by our choice of parameters. The discrepancy is slightly lower for the case when  $r_i = r_*$ , a choice which should probably be favored by the possible signatures of boundary layer in these objects (Kenyon, 1994). In that case, an increase of the surface density by

a factor 10 with respect to our values will be enough to solve the discrepancy with theory.

Our estimate neglects the influence of the magnetic field. Laboratory experiments using liquid metals have proved that this can potentially change the intensity of the transport with respect to the pure hydro-dynamical case. However, no experiment has been performed so far, to study the magnetic influence in regimes relevant to astrophysical disks.

### 3.3. Turbulent viscosity

The turbulent viscosity in circumstellar disks can be predicted by comparison with laboratory measurements, see Dubrulle et al (2004b). We find:

$$\nu_t = \frac{1}{2\pi} \frac{\tau_{lam}}{\bar{\tau}} \frac{G}{Re_{phys}^2} |\bar{S}| \bar{H}^2, \quad (47)$$

where  $\tau = \Sigma S$  is proportional to the angular momentum, and the index *lam* means laminar value. The ratio  $\tau_{lam}/\tau$  is a function describing the radial variation of the turbulent transport. In an incompressible laboratory flow with constant density, this function is just the ratio of the laminar shear profile to the turbulent shear profile: the turbulence regulates itself through a modification of the velocity profile. In keplerian disks, the shear profile is fixed (through the gravitational force), and the regulation operates through the density. This function has been measured in a number of laboratory experiments. At large Reynolds number, it seems to approach a constant value of 4 predicted by Busse (1970) using argument of maximal momentum transport. With  $|\bar{S}| = 1.5\Omega$  and  $G/Re_{phys}^2 = \dot{M}/\dot{M}_0$ , this defines a resulting typical turbulent viscosity as:

$$\bar{\nu}_t = \frac{3}{\pi} \frac{\dot{M}}{\dot{M}_0} \bar{\Omega} \bar{H}^2. \quad (48)$$

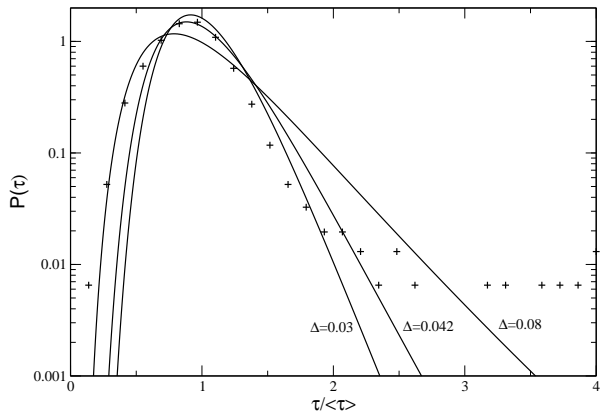
This turbulent viscosity takes the shape of an  $\alpha$  viscosity, proposed by Shakura and Sunyaev (1973). The corresponding  $\alpha$  coefficient is here a function of the Reynolds number of the circumstellar disk (through eqs (44) and (45)). At  $Re_{phys} = 3 \times 10^{13}$ , its value is typically  $2 \times 10^{-4} < \alpha < 2 \times 10^{-2}$ . This range is in good agreement with the range of values inferred from the D/H ratio in the Solar System (Drouart et al, 1999; Hersant et al, 2001). More generally, this range is compatible with disk lifetime and values usually adopted in theories. Using this expression for the turbulent viscosity, the viscous timescale writes :

$$t_\nu = \frac{\pi}{3} \frac{\dot{M}_0}{\dot{M}} \left( \frac{r}{H} \right)^2 \frac{1}{\Omega} \quad (49)$$

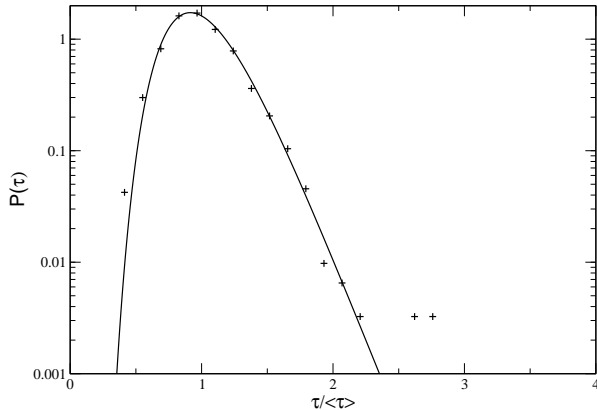
### 3.4. Energy fluctuations

Up to now, we have considered only the mean energy dissipation and its luminous counterpart, but we can also

draw interesting information from the *luminosity fluctuations* which reflect the dynamics of the underlying turbulent flow. In laboratory experiments with smooth boundary conditions, turbulent fluctuations are observed to follow an universal (i.e. Reynolds number-independent), log-normal distribution (Lathrop, Fineberg & Swinney 1992) with variance  $\Delta = 0.042$ . The universal distribution occurs for variable normalized by their mean. Energy dissipation is proportional to the wall shear stress squared. Since the functional shape of the log-normal distribution is unchanged by squaring, distribution of energy dissipation should also be log-normal. To check this prediction, we have computed the distribution of the luminosity fluctuations observed from the disk around BP Tau and from the disk around V1057 Cygni. The results are shown in Fig. 6 and 7. One sees that the fluctuations in the disk around V1057 Cyg are very well fitted by a log-normal distribution, with a variance similar to that of laboratory experiments. In the case of BP Tau, however, the comparison is not as good. This difference between the two systems may be traced to different boundary conditions. If we accept that disk around T Tauri stars follow the magnetospheric accretion scenario, while the disk around FU Ori is connected to the star through a boundary layer, it may not be surprising that only the disk around FU Ori follow the laboratory, smooth boundary condition distribution. Since we do not have any measurements for rough boundary conditions, we cannot say whether the discrepancy comes from the different boundary conditions, or from the presence of other physical effects, like accretion shock, or magnetic field.



**Fig. 6.** Distribution of luminosity fluctuations observed disk around BP Tau (*symbols*) compared with a log-normal distribution of various variance  $\Delta$  (*plain line*). The value of  $\Delta$  is indicated aside each line.



**Fig. 7.** Distribution of luminosity fluctuations observed disk around V1057 Cyg (*symbols*) compared with a log-normal distribution of variance  $\Delta = 0.03$  (*plain line*).

### 3.5. Velocity fluctuations

Laboratory measurements provide interesting clues about the intensity of velocity fluctuations. Since such fluctuations may be potentially observable in disks using non-thermal line widening, they may be used as additional constraints or observational test of the analogy between laboratory flows and circumstellar disks. From results of Dubrulle et al (2004b), it appears that azimuthal velocity fluctuations should be proportional to the mean azimuthal velocity, with a proportionality factor depending weakly on the Reynolds number, like  $0.03(Re/Re_c)^{-0.125}$ . With  $Re_{phys} = 3 \times 10^{13}$  and  $Re_c = 10^8$  (see Section 3.1), the factor is of the order of 0.01. Using Eq. (10), we can compute the azimuthal velocity dispersion for a typical circumstellar disk around a T Tauri. The azimuthal velocity dispersion decreases from about 0.6 km/s in the inner part, to 0.03 km/s in the outer part, at 100 A.U. The total velocity dispersion depends on the anisotropy of the turbulence. In the laboratory experiment, the radial relative velocity dispersion is observed to be about twice the azimuthal velocity dispersion. There was no measure of the vertical velocity dispersion, but it can be expected to be much smaller than the horizontal dispersion due to the rotation-induced anisotropy (Dubrulle & Valdetaro 1992).

Velocity dispersion in disks have been measured by Guilloteau & Dutrey (1998) at  $r > 100$  A.U. They obtain a value of the order of 0.1 km/s, which would correspond to a value of about 0.05 km/s for the azimuthal component. This is close to the values found from comparison with laboratory flows.

## 4. Summary

In this paper, we have derived and studied the analogy between circumstellar disks and the Taylor-Couette flow.

This analogy results in a number of parameter-free predictions about stability of the disks, and their turbulent transport properties, provided an estimate of the disk structure is available. We have proposed to get this estimate from interferometric observations of circumstellar disks, and checked that the energy dissipation, the turbulent transport, and the fluctuations in circumstellar disks all follow behavior compatible with the prediction from the analogy. This check can first be used as a clear proof of the turbulent character of circumstellar disks. A second interesting application would be to build from this analogy a parameter free model of circumstellar disks. In this respect, the proportionality between the turbulent viscosity and the so called "accretion rate" (a quantity easily accessible to observation) is very interesting because it opens the possibility to *infer* the disk structure from the observation of its luminosity. For this, a model has to be built linking the turbulent transport and the disk structure. This is the subject of ongoing work.

We note finally that our model could also possibly apply to other type of disks (e.g. around black holes, or in close binaries) provided minor adaptations.

*Acknowledgements.* We thank A. Dutrey for useful discussions and comments on the manuscript. We are indebted to the anonymous referee whose helpful remarks led us to clarify the paper and our thoughts. This work has received support from the Programme national de Planétologie. F.H. acknowledges support from an ESA research fellowship.

## References

- D'Alessio P., Canto J., Calvet N., Lizano S., 1998, ApJ, 500, 411.
- Bahl, S.K. (1970), Def. Sci. J. , 20, 89.
- Barge P., Sommeria J., 1995, A&A., 295, L1
- van den Berg, T.H., Doering, C.R., Lohse, D. and Lathrop, D.P. (2003), submitted to PRL.
- Chavanis P-H., 2000, A&A, 356, 1089
- Bouvier J., 1990, AJ, 99, 946.
- Bouvier J., Forestini M., Allain S., 1997, A&A, 326, 1023.
- Busse F.H., 1970, J. Fluid Mech., 47, 28.
- Dartois, E., Dutrey, A. and Guilloteau, S., 2003, A& A, 399, 773.
- Dutrey, A., Guilloteau, S. and Simon, M., 2003, A& A, 402, 1003.
- Drouart A., Dubrulle B., Gautier D., Robert F., 1999, Icarus, 140, 129-155.
- Dubrulle, B. ,1992, A& A, 266, 592.
- Dubrulle B., Valdetaro L., 1992, A&A, 263, 387.
- Dubrulle, B., Marié, L., Normand, Ch., Hersant, F., Richard, D. and Zahn, J-P. , 2004a, submitted to A& A.
- Dubrulle, B., Dauchot, O., Daviaud, F., Longaretti, P-Y., Richard, D. and Zahn, J-P., 2004b, submitted to Physics of Fluids
- Feigelson, E. and Montmerle, Th. ARA& A, 1999, 37, 363.
- Ferreira J., 1997, A&A, 319, 340.
- Fromang, S., Terquem, C. and Balbus, S., 2002, MNRAS, 329, 18.
- Dutrey, A., Guilloteau, S. and Simon, M., 2003, A&A
- Guilloteau S., Dutrey A., 1998, A&A, 339, 467

- Gullbring E., Hartmann L., Briceño C., Calvet N., 1998, ApJ, 492, 323
- Hartmann L., Calvet N., Gullbring E., D'Alessio P., 1998, ApJ, 495, 385
- Hartmann L., Calvet N., Gullbring E., D'Alessio P. 1998, ApJ, 495, 385.
- Hartmann L. 2002 Ap.J. L29.
- Hersant F., Gautier D., Huré J.-M., 2001, ApJ, 554, 391
- Huré, J.-M., 2000, A& A, 358, 378
- Igea, J. and Glassgold, A.E., 1999, Ap. J., 518, 848.
- Kenyon S., 1994, ASP Conference Series, 56, 63
- Kenyon, S. J., 1999, OSPA conf., 613.
- Lang, K.R., Astrophysical Formulae, Springer-Verlag, 1980.
- Lathrop D.P., Fineberg J., Swinney H.L., 1992, Phys. Rev. A, 46
- Longaretti, P-Y (2003) preprint
- Muzerolle J., Calvet N., Hartmann L., 1998, ApJ, 492, 743
- Popham R., 1996, ApJ, 467, 749.
- Popham R., Kenyon S., Hartmann L., Narayan R., 1996, ApJ, 473, 422
- Pringle J.E., 1981, Ann. Rev. Astron. Astroph., 19, 137.
- Sano, T, Miyama, S.M., Umebayashi, T., Nakano T., 2000, ApJ, 543, 486
- Shakura, N.I. and Sunyaev, R.A., 1973, A&A, 24, 337.
- Schatzman E., 1962, Ann. d'Ap., 25, 18.
- Schatzman E., 1989, in *Turbulence and non-linear dynamics in MHD flows* (Eds. M. Meneguzzi, A. Pouquet and P.L. Sulem) North-Holland.
- Tanga P., Babiano A., Dubrulle B., Provenzale A., 1996, Icarus, 121, 158
- Willis, A.P. and Barenghi, C.F. 2002 A&A 388, 688.