

EFFECT OF DIFFERENTIAL ROTATION ON NONLINEAR MEAN ELECTROMOTIVE FORCE IN A TURBULENT FLOW

Igor Rogachevskii* and Nathan Kleeorin

*Department of Mechanical Engineering,
The Ben-Gurion University of the Negev,
POB 653, Beer-Sheva 84105, Israel*

(Dated: May 23, 2019)

An effect of a mean differential rotation on the nonlinear mean electromotive force in a turbulent flow is studied. An interaction of the mean differential rotation (i.e., a mean velocity shear) with a small-scale turbulent motions can cause a generation of a mean magnetic field even in a nonhelical turbulent fluid flow. This mechanism of a mean-field dynamo is associated with a "shear-current" effect which is determined by the $\bar{\mathbf{W}} \times \bar{\mathbf{J}}$ term in the mean electromotive force (where $\bar{\mathbf{W}}$ is the mean vorticity caused by the mean differential rotation and $\bar{\mathbf{J}}$ is the mean electric current). We demonstrated that the nonlinear "shear-current" effect comprises one of the main nonlinearities in a mean-field dynamo, e.g., it determines the level of the saturated mean magnetic field. During the nonlinear growth of the mean magnetic field, the "shear-current" effect changes its sign, but there is no quenching of this effect contrary to the quenching of the nonlinear α effect, the nonlinear turbulent magnetic diffusion, the nonlinear $\Omega \times \bar{\mathbf{J}}$ effect, etc. We found that in the spherical and cylindrical geometries the "shear-current" effect causes also a nonhelical α effect which is independent of a hydrodynamic helicity. The nonhelical α effect vanishes when the rotation is constant on the cylinders which are parallel to the rotation axis. The above new effects determine the nonlinear evolution of the mean magnetic field. We studied the nonlinear "shear-current" effect, the nonhelical α effect and the nonlinear $\Omega \times \bar{\mathbf{J}}$ effect using the τ -approximation (the Orszag third-order closure procedure). Astrophysical applications of these effects are discussed.

Keywords: Differential rotation, Nonlinear mean electromotive force; Magnetic dynamos

1. INTRODUCTION

Generation of magnetic fields by a turbulent flow of conducting fluid is a fundamental problem which has a large number of applications in solar physics, astrophysics, geophysics, planetary physics and in laboratory studies (see, e.g., Moffatt 1978, Parker 1979, Krause & Rädler 1980, Zeldovich et al. 1983, Ruzmaikin et al. 1988, Stix 1989, Roberts & Soward 1992, Busse 2000, Rüdiger & Hollerbach 2004, and references therein). In recent time the problem of nonlinear mean-field magnetic dynamo is a subject of active discussions (see, e.g., Beck et al. 1996, Kulsrud 1999, Gruzinov & Diamond 1994, 1996, Kleeorin et al. 1995, Seehafer 1996, Cattaneo & Hughes 1996, Field et al. 1999, Rogachevskii & Kleeorin 2000, Kleeorin et al. 2000, 2002, Blackman & Brandenburg 2002, Brandenburg & Subramanian 2004, and references therein). The conventional approach to the nonlinear dynamo is based on comparison of the three effects participating in dynamo action, namely the α effect (caused by helical motions of a turbulent fluid), the large-scale differential (nonuniform) rotation $\delta\Omega$ and the turbulent magnetic diffusivity η_T . The mean magnetic field is generated due to a combined effect of the differential rotation and the α effect. These effects have been considered as independent phenomena. In particular, a

mean electromotive force has been calculated independently of the differential rotation.

On the other hand, the differential rotation can be regarded as large-scale motions with a mean velocity shear imposed on the small-scale turbulent fluid flow. An interaction of the mean differential rotation (i.e., the mean velocity shear) with the small-scale turbulent motions can cause a generation of a mean magnetic field even in a nonhelical, homogeneous and incompressible turbulent fluid flow. This mechanism of mean-field dynamo is associated with a "shear-current" effect which is determined by the $\bar{\mathbf{W}} \times \bar{\mathbf{J}}$ term in the mean electromotive force, where $\bar{\mathbf{W}}$ is the mean vorticity caused by the mean differential rotation and $\bar{\mathbf{J}}$ is the mean electric current (see Rogachevskii & Kleeorin 2003, 2004).

In this study we showed that the nonlinear "shear-current" effect is one of the main nonlinearities in mean-field dynamo. During the nonlinear growth of the mean magnetic field, the "shear-current" effect changes its sign, but there is no quenching of this effect contrary to the quenching of the regular nonlinear α effect, the nonlinear turbulent magnetic diffusion, the nonlinear $\Omega \times \bar{\mathbf{J}}$ effect, etc. Thus, the nonlinear mean electromotive force cannot be considered independently of the mean differential rotation. We found that the mean differential rotation (which causes the "shear-current" effect), increases the growth rate of the large-scale dynamo instability at a weak mean magnetic field, and causes a saturation of the growth of the mean magnetic field at a stronger field. Note that the applications of the obtained results to the

*Electronic address: gary@menix.bgu.ac.il; FAX: +972-8-6472813

solar convective zone shows that the nonlinear "shear-current" effect becomes dominant at least at the base of the convective zone.

We found also that the differential rotation of fluid can decrease the total α effect. The reason is that the sheared large-scale motions in the spherical and cylindrical geometries cause a nonhelical α effect which is independent of the hydrodynamic helicity. There is no quenching of this effect contrary to the quenching of the regular nonlinear α effect. We found that these two kinds of the α effect have opposite signs. Therefore, the total α effect should always change its sign during the nonlinear growth of the mean magnetic field because there is a quenching of the regular α effect. This can saturate the growth of the mean magnetic field. In this study we investigated the nonlinear "shear-current" effect, the nonhelical α effect and the nonlinear $\mathbf{\Omega} \times \bar{\mathbf{J}}$ effect using the τ -approximation (the Orszag third-order closure procedure).

This paper is organized as follows. In Section 2 we formulate the governing equations, the assumptions and the procedure of the derivation of the nonlinear mean electromotive force in a turbulence with a uniform and nonuniform rotations. In Section 3 we consider axisymmetric mean-field dynamo equations and analyze the coefficients defining the mean electromotive force. In Section 3 we also discuss in details the effect of differential rotation on nonlinear coefficient defining the mean electromotive force. In Section 4 we analyze the dynamo waves and the nonlinear saturation of the mean magnetic field. We also discuss here the astrophysical applications of the obtained results. In Appendix A we derive the nonlinear mean electromotive force in a turbulence with uniform and nonuniform rotations. In Appendixes B, C and D we derive the identities used for the integration of the nonlinear mean electromotive force in \mathbf{k} -space.

2. THE GOVERNING EQUATIONS AND METHOD OF DERIVATIONS

We will use a mean field approach in which the magnetic and velocity fields are divided into the mean and fluctuating parts, where the fluctuating parts have zero mean values. The evolution of the mean magnetic field $\bar{\mathbf{B}}$ is determined by equation

$$\frac{\partial \bar{\mathbf{B}}}{\partial t} = \nabla \times (\bar{\mathbf{U}} \times \bar{\mathbf{B}} + \mathcal{E} - \eta \nabla \times \bar{\mathbf{B}}) \quad (1)$$

(see, e.g., Moffatt 1978, Parker 1979, Krause & Rädler 1980), where $\bar{\mathbf{U}}$ is a mean velocity (the differential rotation), η is the magnetic diffusion due to the electrical conductivity of fluid. The general form of the mean electromotive force $\mathcal{E} = \langle \mathbf{u} \times \mathbf{b} \rangle$ in an anisotropic turbulence is given by

$$\begin{aligned} \mathcal{E}_i = & \alpha_{ij} \bar{B}_j + (\mathbf{V}^{\text{eff}} \times \bar{\mathbf{B}})_i - \eta_{ij} (\nabla \times \bar{\mathbf{B}})_j \\ & - [\delta \times (\nabla \times \bar{\mathbf{B}})]_i - \kappa_{ijk} (\partial \hat{B})_{jk} \end{aligned} \quad (2)$$

(see Rädler 1980, Rädler et al. 2003), where $(\partial \hat{B})_{ij} = (1/2)(\nabla_i \bar{B}_j + \nabla_j \bar{B}_i)$, \mathbf{u} and \mathbf{b} are fluctuations of the velocity and magnetic field, respectively, angular brackets denote averaging over an ensemble of turbulent fluctuations, the tensors α_{ij} and η_{ij} describe the α -effect and the turbulent magnetic diffusion, respectively, \mathbf{V}^{eff} is the effective diamagnetic (or paramagnetic) velocity, κ_{ijk} and δ describe a nontrivial behavior of the mean magnetic field in an anisotropic turbulence. Nonlinearities in the mean-field dynamo imply dependencies of the coefficients (α_{ij} , η_{ij} , \mathbf{V}^{eff} , etc.) defining the mean electromotive force on the mean magnetic field.

The procedure of the derivation of equation for the nonlinear mean electromotive force is as follows (for details, see Appendix A). We consider the case of large hydrodynamic and magnetic Reynolds numbers. The momentum equation and the induction equation for the turbulent fields in a frame rotating with an angular velocity $\mathbf{\Omega}$ are given by

$$\begin{aligned} \rho_0 \frac{\partial \mathbf{u}(t, \mathbf{x})}{\partial t} = & -\nabla p_{\text{tot}} + \frac{1}{\mu} [(\mathbf{b} \cdot \nabla) \bar{\mathbf{B}} + (\bar{\mathbf{B}} \cdot \nabla) \mathbf{b}] \\ & + 2\mathbf{u} \times \mathbf{\Omega} - (\bar{\mathbf{U}} \cdot \nabla) \mathbf{u} - (\mathbf{u} \cdot \nabla) \bar{\mathbf{U}} \\ & + \mathbf{u}^N + \mathbf{F}, \end{aligned} \quad (3)$$

$$\begin{aligned} \frac{\partial \mathbf{b}(t, \mathbf{x})}{\partial t} = & (\bar{\mathbf{B}} \cdot \nabla) \mathbf{u} - (\mathbf{u} \cdot \nabla) \bar{\mathbf{B}} - (\bar{\mathbf{U}} \cdot \nabla) \mathbf{b} \\ & + (\mathbf{b} \cdot \nabla) \bar{\mathbf{U}} + \mathbf{b}^N, \end{aligned} \quad (4)$$

where $\nabla \cdot \mathbf{u} = 0$, ρ_0 is the fluid density, μ is the magnetic permeability of the fluid, \mathbf{F} is a random external stirring force, \mathbf{u}^N and \mathbf{b}^N are the nonlinear terms which include the molecular dissipative terms, $p_{\text{tot}} = p + \mu^{-1} (\bar{\mathbf{B}} \cdot \mathbf{b})$ are fluctuations of the total pressure, p are fluctuations of the fluid pressure. Hereafter we omit the magnetic permeability of the fluid, μ , in equations, i.e., we include $\mu^{-1/2}$ in the definition of magnetic field. We study the effect of a mean rotation of the fluid on the mean electromotive force. We split rotation into uniform and differential (i.e., sheared) parts.

Using Eqs. (3)-(4) written in a Fourier space we derive equations for the following correlation functions for the velocity field $f_{ij}(\mathbf{k}) = \hat{L}(u_i; u_j)$, for the magnetic field $h_{ij}(\mathbf{k}) = \hat{L}(b_i; b_j)$ and for the cross helicity $g_{ij}(\mathbf{k}) = \hat{L}(b_i; u_j)$, where

$$\begin{aligned} \hat{L}(a; c) = & \int \langle a(t, \mathbf{k} + \mathbf{K}/2) c(t, -\mathbf{k} + \mathbf{K}/2) \rangle \\ & \times \exp(i\mathbf{K} \cdot \mathbf{R}) d\mathbf{K}, \end{aligned}$$

and \mathbf{R} and \mathbf{K} correspond to the large scales, and \mathbf{r} and \mathbf{k} to the small ones. Hereafter we omitted argument t and \mathbf{R} in the correlation functions. The equations for these correlation functions are given by Eqs. (A1)-(A3) in Appendix A. We split the tensor of magnetic fluctuations into nonhelical, h_{ij} , and helical, $h_{ij}^{(H)}$, parts. The helical part $h_{ij}^{(H)}$ depends on the magnetic helicity, and it is determined by the dynamic equation which follows from

the magnetic helicity conservation arguments (see, e.g., Kleeorin & Ruzmaikin 1982, Gruzinov & Diamond 1994, Kleeorin & Rogachevskii 1999). Note that, the characteristic time of evolution of the nonhelical part of the tensor h_{ij} is of the order $\tau_0 = l_0/u_0$, while the relaxation time of the helical part of the tensor $h_{ij}^{(H)}$ is of the order of $\tau_0 \text{Rm}$ (see, e.g., Kleeorin & Ruzmaikin 1982, Kleeorin & Rogachevskii 1999).

We also split all correlation functions (f_{ij} , h_{ij} and g_{ij}) into symmetric and antisymmetric parts with respect to the wave vector \mathbf{k} , e.g., $h_{ij} = h_{ij}^{(s)} + h_{ij}^{(a)}$, where the tensors $h_{ij}^{(s)} = [h_{ij}(\mathbf{k}) + h_{ij}(-\mathbf{k})]/2$ describes the symmetric part of the tensor and $h_{ij}^{(a)} = [h_{ij}(\mathbf{k}) - h_{ij}(-\mathbf{k})]/2$ determines the antisymmetric part of the tensor.

Equations for the second moments contain high moments and a problem of closing the equations for the high moments arises. Various approximate methods have been proposed for the solution of this problem (see, e.g., Orszag 1970, Monin & Yaglom 1975, McComb 1990). The simplest procedure is the τ -approximation which is widely used in the theory of kinetic equations, in passive scalar turbulence and magnetohydrodynamic turbulence (see, e.g., Orszag 1970, Pouquet et al. 1976, Kleeorin et al. 1990, 1996, Kleeorin & Rogachevskii 2003, Brandenburg et al. 2004). This procedure allows us to express the deviations of the third moments from the background turbulence in terms of the corresponding deviations of the second moments, e.g.,

$$f_{ij}^N - f_{ij}^{N(0)} = -(f_{ij} - f_{ij}^{(0)})/\tau(k), \quad (5)$$

$$h_{ij}^N - h_{ij}^{N(0)} = -(h_{ij} - h_{ij}^{(0)})/\tau(k), \quad (6)$$

$$g_{ij}^N = -g_{ij}/\tau(k), \quad (7)$$

where the tensors f_{ij}^N , h_{ij}^N and g_{ij}^N are related with the third moments in equations for the second moments f_{ij} , h_{ij} and g_{ij} , respectively (see Eqs. (A1)-(A3) in Appendix A). The superscript (0) corresponds to the background turbulence (with a zero mean magnetic field, $\bar{\mathbf{B}} = 0$), and $h_{ij}^{(0)}$ is the nonhelical part of the tensor of magnetic fluctuations of the background turbulence, $\tau(k)$ is the characteristic relaxation time of the statistical moments. We applied the τ -approximation only for the nonhelical part h_{ij} of the tensor of magnetic fluctuations. We also took into account that the cross-helicity tensor for $\bar{\mathbf{B}} = 0$ is zero, i.e., $g_{ij}(\bar{\mathbf{B}} = 0) = 0$.

The τ -approximation is in general similar to Eddy Damped Quasi Normal Markovian (EDQNM) approximation. However some principle difference exists between these two approaches (see Orszag 1970). The EDQNM closures do not relax to equilibrium, and this procedure does not describe properly the motions in the equilibrium state in contrast to the τ -approximation. Within the EDQNM theory, there is no dynamically determined relaxation time, and no slightly perturbed steady state can be approached (see Orszag 1970). In the τ -approximation, the relaxation time for small de-

partures from equilibrium is determined by the random motions in the equilibrium state, but not by the departure from equilibrium. As follows from the analysis by Orszag (1970) the τ -approximation describes the relaxation to equilibrium state (the background turbulence) much more accurately than the EDQNM approach.

In this study we consider an intermediate nonlinearity which implies that the mean magnetic field is not enough strong in order to affect the correlation time of turbulent velocity field. The theory for a very strong mean magnetic field can be corrected after taking into account a dependence of the correlation time of the turbulent velocity field on the mean magnetic field. We also consider uniform rotation with a small rotation rate in comparison with the correlation time of the fluid turbulent velocity field ($\Omega \tau_0 \ll 1$). The mean velocity shear due to the differential rotation is considered to be weak ($\delta \Omega \tau_0 \ll 1$).

We assume that the characteristic time of variation of the mean magnetic field $\bar{\mathbf{B}}$ is substantially larger than the correlation time $\tau(k)$ for all turbulence scales. This allows us to get a stationary solution for the equations for the second moments f_{ij} , h_{ij} and g_{ij} . For the integration in \mathbf{k} -space of these second moments we have to specify a model for the background turbulence (with zero mean magnetic field, $\bar{\mathbf{B}} = 0$ and without rotation). Here we use the following model of the background turbulence:

$$f_{ij}^{(0)}(\mathbf{k}) = W(k) \left\{ \langle \mathbf{u}^2 \rangle^{(0)} \left[\delta_{ij} - k_{ij} + \frac{i}{2k^2} (k_i \Lambda_j^{(v)} - k_j \Lambda_i^{(v)}) \right] - \frac{1}{2k^2} \left[\varepsilon_{ijn} (2ik_n + k_{mn} \nabla_m) - (k_{in} \varepsilon_{jnm} + k_{jn} \varepsilon_{imn}) \nabla_m \right] \mu^v \right\}, \quad (8)$$

$$h_{ij}^{(0)}(\mathbf{k}) = \langle \mathbf{b}^2 \rangle^{(0)} W(k) \left[\delta_{ij} - k_{ij} + \frac{i}{2k^2} (k_i \Lambda_j^{(b)} - k_j \Lambda_i^{(b)}) \right], \quad (9)$$

where $k_{ij} = k_i k_j / k^2$, $W(k) = -(d\bar{\tau}(k)/dk)/8\pi k^2$, $\tau(k) = 2\tau_0 \bar{\tau}(k)$, $\bar{\tau}(k) = (k/k_0)^{1-q}$, $1 < q < 3$ is the exponent of the kinetic energy spectrum (e.g., $q = 5/3$ for Kolmogorov spectrum), $k_0 = 1/l_0$, and l_0 is the maximum scale of turbulent motions, $\tau_0 = l_0/u_0$, u_0 is the characteristic turbulent velocity in the scale l_0 , $\Lambda_i^{(v)} = \nabla_i \langle \mathbf{u}^2 \rangle^{(0)} / \langle \mathbf{u}^2 \rangle^{(0)}$, $\Lambda_i^{(b)} = \nabla_i \langle \mathbf{b}^2 \rangle^{(0)} / \langle \mathbf{b}^2 \rangle^{(0)}$, and $\mu^v = \langle \mathbf{u} \cdot (\nabla \times \mathbf{u}) \rangle^{(0)}$ is the hydrodynamic helicity of the background turbulence, $\int f_{ij}^{(0)}(\mathbf{k}) d\mathbf{k} = (\langle \mathbf{u}^2 \rangle^{(0)} / 3) \delta_{ij}$ and $\int h_{ij}^{(0)}(\mathbf{k}) d\mathbf{k} = (\langle \mathbf{b}^2 \rangle^{(0)} / 3) \delta_{ij}$. Note that $g_{ij}^{(0)}(\mathbf{k}) = 0$. Here we neglected a very small magnetic helicity in the background turbulence. However, the magnetic helicity in a turbulence with a nonzero mean magnetic field is not small (see Section 3.5). The derived equations allow us to calculate the mean electromotive force $\mathcal{E}_i = \int \tilde{\mathcal{E}}_i(\mathbf{k}) d\mathbf{k}$, where $\tilde{\mathcal{E}}_i(\mathbf{k}) = \varepsilon_{imn} g_{nm}^{(s)}(\mathbf{k})$ (see for details, Appendix A).

3. THE NONLINEAR MEAN ELECTROMOTIVE FORCE IN A ROTATING TURBULENCE FOR AN AXISYMMETRIC DYNAMO

We consider the axisymmetric $\alpha\Omega$ -dynamo problem. In cylindrical coordinates (ρ, φ, z) the axisymmetric mean magnetic field, $\bar{\mathbf{B}} = B(\rho, z) \mathbf{e}_\varphi + \nabla \times [A(\rho, z) \mathbf{e}_\varphi]$, is determined by the dimensionless equations

$$\begin{aligned} \frac{\partial A}{\partial t} = & \left[\alpha(\bar{\mathbf{B}}) + W_* \sigma_1(\bar{\mathbf{B}}) \nabla_z(\delta\Omega) \right] B + \eta_A(\bar{\mathbf{B}}) \Delta_s A \\ & - \frac{1}{\rho} (\mathbf{V}_A(\bar{\mathbf{B}}) \cdot \nabla) (\rho A) - W_* \sigma_0(\bar{\mathbf{B}}) (\hat{\Omega} B) \\ & - \Omega_* \delta_0^\Omega(\bar{\mathbf{B}}) (\hat{\omega} \cdot \nabla) B, \end{aligned} \quad (10)$$

$$\frac{\partial B}{\partial t} = D(\hat{\Omega} A) + \rho \nabla \cdot \left[\frac{1}{\rho^2} [\eta_B \nabla - \mathbf{V}_B(\bar{\mathbf{B}})] (\rho B) \right], \quad (11)$$

where $\Omega_* = 3\Omega\tau_0/R_\alpha = [\Omega/(\delta\Omega)_*] W_*$, $W_* = (l_0/L)^2 (R_\omega/R_\alpha)$, $\hat{\omega} = \Omega/\Omega$ and

$$\begin{aligned} (\hat{\Omega} B) &= [\nabla_z(\delta\Omega) \nabla_\rho - \nabla_\rho(\delta\Omega) \nabla_z] (\rho B), \\ \mathbf{V}_A(\bar{\mathbf{B}}) &= \mathbf{V}_d(\bar{B}) - \frac{c_3(\bar{B})}{2} \mathbf{\Lambda}^{(B)} - \frac{c_2(\bar{B})}{\rho} \mathbf{e}_\rho, \\ \mathbf{V}_B(\bar{\mathbf{B}}) &= \mathbf{V}_d(\bar{B}) + \frac{c_2(\bar{B}) + c_3(\bar{B})}{\rho} \mathbf{e}_\rho, \\ \mathbf{V}_d(\bar{B}) &= -\frac{1}{2} c_1(\bar{B}) (\mathbf{\Lambda}^{(v)} - \epsilon \mathbf{\Lambda}^{(b)}), \end{aligned}$$

and $\Delta_s = \Delta - 1/\rho^2$, and $\mathbf{\Lambda}^{(B)} = (\nabla \bar{\mathbf{B}}^2)/\bar{\mathbf{B}}^2$. The nonlinear coefficients $\alpha(\bar{\mathbf{B}})$, $\eta_A(\bar{B})$, $\eta_B(\bar{B})$ defining the nonlinear α effect and the nonlinear turbulent magnetic diffusion of the poloidal and toroidal components of the mean magnetic field, are determined by Eqs. (14) and (16) in Section 3.1 and Section 3.2, respectively. The nonlinear coefficients $\sigma_0(\bar{B})$ and $\sigma_1(\bar{B})$ defining the "shear-current" effect and the nonhelical α effect, are determined in Section 3.3. The nonlinear coefficient $\delta_0^\Omega(\bar{B})$ defining the $\Omega \times \mathbf{J}$ effect, is determined in Section 3.4. The functions $c_n(\bar{B})$ are determined by Eqs. (17) in Section 3.2. Here we split the total rotation into uniform rotation Ω and the differential rotation $\delta\Omega$. Note that in the equations for the nonlinear effective drift velocities $\mathbf{V}_A(\bar{\mathbf{B}})$ and $\mathbf{V}_B(\bar{\mathbf{B}})$ of the poloidal and toroidal components of the mean magnetic field we neglected small contributions $\sim O[(l_0/L)^2]$ caused by the mean differential rotation (mean velocity shear).

We adopt here the dimensionless form of the mean-fields dynamo equations; in particular, length is measured in units of L , time in units of L^2/η_T and the mean magnetic field \bar{B} is measured in units of the equipartition energy $\bar{B}_{\text{eq}} = \sqrt{\rho_0} u_0$, the magnetic potential A is measured in units of $R_\alpha L \bar{B}_{\text{eq}}$, the nonlinear α is measured in units of α_* (the maximum value of the hydrodynamic part of the α effect), the dimensionless parameters $\Lambda^{(v)}$ and $\Lambda^{(b)}$ and $\Lambda^{(B)}$ are measured in the units of L^{-1} , the differential rotation $\delta\Omega$ is measured in units

of $(\delta\Omega)_*$, the nonlinear turbulent magnetic diffusion coefficients $\eta_{A,B}(\bar{B})$ are measured in the units of η_T and the nonlinear effective drift velocities $\mathbf{V}_{A,B}(\bar{B})$ are measured in the units of η_T/L . We define $R_\alpha = L\alpha_*/\eta_T$, $R_\omega = (\delta\Omega)_* L^2/\eta_T$, and the dynamo number $D = R_\omega R_\alpha$, where l_0 is the maximum scale of the turbulent motions, $\text{Rm} = l_0 u_0/\eta$ is the magnetic Reynolds number. Also u_0 is the characteristic turbulent velocity at the scale l_0 , and the characteristic value of the turbulent magnetic diffusivity $\eta_T = l_0 u_0/3$.

In spherical coordinates (r, θ, φ) the axisymmetric mean magnetic field, $\bar{\mathbf{B}} = B(r, \theta) \mathbf{e}_\varphi + \nabla \times [A(r, \theta) \mathbf{e}_\varphi]$, is determined by the dimensionless equations

$$\begin{aligned} \frac{\partial A}{\partial t} = & \left[\alpha(\bar{\mathbf{B}}) + W_* \sigma_1(\bar{\mathbf{B}}) \nabla_z(\delta\Omega) \right] B + \eta_A(\bar{\mathbf{B}}) \Delta_s A \\ & - \frac{1}{r \sin \theta} (\mathbf{V}_A(\bar{\mathbf{B}}) \cdot \nabla) \tilde{A} - W_* \sigma_0(\bar{\mathbf{B}}) (\hat{\Omega} B) \\ & - \Omega_* \delta_0^\Omega(\bar{\mathbf{B}}) (\hat{\omega} \cdot \nabla) B, \end{aligned} \quad (12)$$

$$\begin{aligned} \frac{\partial B}{\partial t} = & D(\hat{\Omega} A) + r \sin \theta \nabla \cdot \left[\frac{1}{r^2 \sin^2 \theta} [\eta_B \nabla \right. \\ & \left. - \mathbf{V}_B(\bar{\mathbf{B}})] \tilde{B} \right], \end{aligned} \quad (13)$$

where $\tilde{A} = r \sin \theta A$, $\tilde{B} = r \sin \theta B$,

$$\begin{aligned} (\hat{\Omega} B) &= [\nabla_r(\delta\Omega) \nabla_\theta - \nabla_\theta(\delta\Omega) \nabla_r] \tilde{B}, \\ \nabla_z &= \cos \theta \nabla_r - \sin \theta \nabla_\theta, \\ \mathbf{V}_A(\bar{\mathbf{B}}) &= \mathbf{V}_d(\bar{B}) - \frac{c_3(\bar{B})}{2} \mathbf{\Lambda}^{(B)} - \frac{c_2(\bar{B})}{r} (\mathbf{e}_r + \cot \theta \mathbf{e}_\theta), \\ \mathbf{V}_B(\bar{\mathbf{B}}) &= \mathbf{V}_d(\bar{B}) + \frac{c_2(\bar{B}) + c_3(\bar{B})}{r} (\mathbf{e}_r + \cot \theta \mathbf{e}_\theta), \end{aligned}$$

$\Delta_s = \Delta - 1/(r \sin \theta)^2$ and $\nabla_\theta = (1/r) (\partial/\partial \theta)$. Note that $\rho = r \sin \theta$.

3.1 The nonlinear α effect

The nonlinear α effect is given by $\alpha(\bar{\mathbf{B}}) = \alpha^v + \alpha^m$, where $\alpha^v = \chi^v \phi^v(\bar{B}) + \alpha^\Omega$ is the hydrodynamic part of the α effect, and $\alpha^m = \chi^c(\bar{\mathbf{B}}) \phi^m(\bar{B})$ is the magnetic part of the α effect, and the dimensionless parameter $\chi^v = -\tau_0 \mu^v/3\alpha_*$ is related with the hydrodynamic helicity $\mu^v = \langle \mathbf{u} \cdot (\nabla \times \mathbf{u}) \rangle^{(0)}$ of the background turbulence, the dimensionless function $\chi^c(\bar{\mathbf{B}}) = (\tau_0/3\rho_0\alpha_*) \langle \mathbf{b} \cdot (\nabla \times \mathbf{b}) \rangle$ is related with current helicity $\langle \mathbf{b} \cdot (\nabla \times \mathbf{b}) \rangle$. Here χ^v and χ^c are measured in units of α_* , $\tau_0 = l_0/u_0$ is the correlation time of turbulent velocity field and α^Ω is the contribution to the hydrodynamic part of the α effect caused by a uniform rotation. Thus,

$$\alpha(\bar{\mathbf{B}}) = \chi^v \phi^v(\bar{B}) + \alpha^\Omega + \chi^c(\bar{\mathbf{B}}) \phi^m(\bar{B}), \quad (14)$$

[see Eqs. (A41) and (A61) in Appendix A], where

$$\alpha^\Omega = -\frac{2\Omega_*}{3} \left[\phi_1^\Omega(\bar{B}) (\hat{\omega} \cdot \nabla) \langle \mathbf{u}^2 \rangle^{(0)} \right]$$

$$+\phi_2^\Omega(\bar{B})(\hat{\omega}\cdot\nabla)\langle\mathbf{b}^2\rangle^{(0)}\Big], \quad (15)$$

the quenching functions $\phi^v(\bar{B})$ and $\phi^m(\bar{B})$ are given by

$$\begin{aligned} \phi^v(\bar{B}) &= \frac{12}{7\beta^2} \left[1 - \frac{\arctan\beta}{\beta} \right] + \frac{3}{7}\tilde{L}(\beta), \\ \phi^m(\bar{B}) &= \frac{3}{\beta^2} \left[1 - \frac{\arctan\beta}{\beta} \right] \end{aligned}$$

(see Rogachevskii & Kleeorin 2000), where $\beta = \sqrt{8\bar{B}}$ and $\tilde{L}(y) = 1 - 2y^2 + 2y^4 \ln(1 + y^{-2})$. Thus $\phi^v(\bar{B}) = 2/\beta^2$ and $\phi^m(\bar{B}) = 3/\beta^2$ for $\beta \gg 1$; and $\phi^v(\bar{B}) = 1 - (6/5)\beta^2$ and $\phi^m(\bar{B}) = 1 - (3/5)\beta^2$ for $\beta \ll 1$. The quenching functions $\phi_1^\Omega(\bar{B})$ and $\phi_2^\Omega(\bar{B})$ are determined by Eqs. (A62) and (A63) in Appendix A. The function $\chi^c(\bar{\mathbf{B}})$ entering the magnetic part of the α effect is determined by the dynamical equation (26). Note that in Eq. (14) we neglected small contributions $\sim O(\delta\Omega/\Omega)$ caused by the mean differential rotation (mean velocity shear). For a nonhelical background turbulence the first term, $\chi^v\phi^v(\bar{B})$, in Eq. (14) for the nonlinear α effect vanishes.

The contribution to the nonlinear α effect caused by a uniform rotation for a weak mean magnetic field $\bar{B} \ll \bar{B}_{\text{eq}}/4$ is given by

$$\begin{aligned} \alpha^\Omega &= -\frac{16\Omega_*}{15}(\hat{\omega}\cdot\nabla)\left[\langle\mathbf{u}^2\rangle^{(0)} - \frac{1}{3}\langle\mathbf{b}^2\rangle^{(0)}\right. \\ &\quad \left. - \frac{180}{7}\left(\langle\mathbf{u}^2\rangle^{(0)} - \frac{3}{5}\langle\mathbf{b}^2\rangle^{(0)}\right)\bar{B}^2\right], \end{aligned}$$

and $\bar{B} \gg \bar{B}_{\text{eq}}/4$ it is given by

$$\alpha^\Omega = -\frac{\Omega_*}{3\beta^2}(\hat{\omega}\cdot\nabla)(\langle\mathbf{u}^2\rangle + \langle\mathbf{b}^2\rangle)$$

[see Eqs. (A64) and (A67) in Appendix A], where we took into account that $\langle\mathbf{u}^2\rangle + \langle\mathbf{b}^2\rangle \approx \langle\mathbf{u}^2\rangle^{(0)} + \langle\mathbf{b}^2\rangle^{(0)}$ [see Eq. (A23)].

The splitting of the nonlinear α effect into the hydrodynamic, α^v , and magnetic, α^m , parts was first suggested by Pouquet et al. (1976). The magnetic part α^m includes two types of nonlinearity: the algebraic quenching described by the function $\phi^m(\bar{B})$ (see Field et al. 1999, Rogachevskii & Kleeorin 2000) and the dynamic nonlinearity which is determined by Eq. (26). The algebraic quenching of the α -effect is caused by the direct and indirect modification of the mean electromotive force by the mean magnetic field. The indirect modification of the electromotive force is caused by the effect of the mean magnetic field on the velocity fluctuations and on the magnetic fluctuations, while the direct modification is due to the effect of the mean magnetic field on the cross-helicity (see Rogachevskii & Kleeorin 2000, 2001).

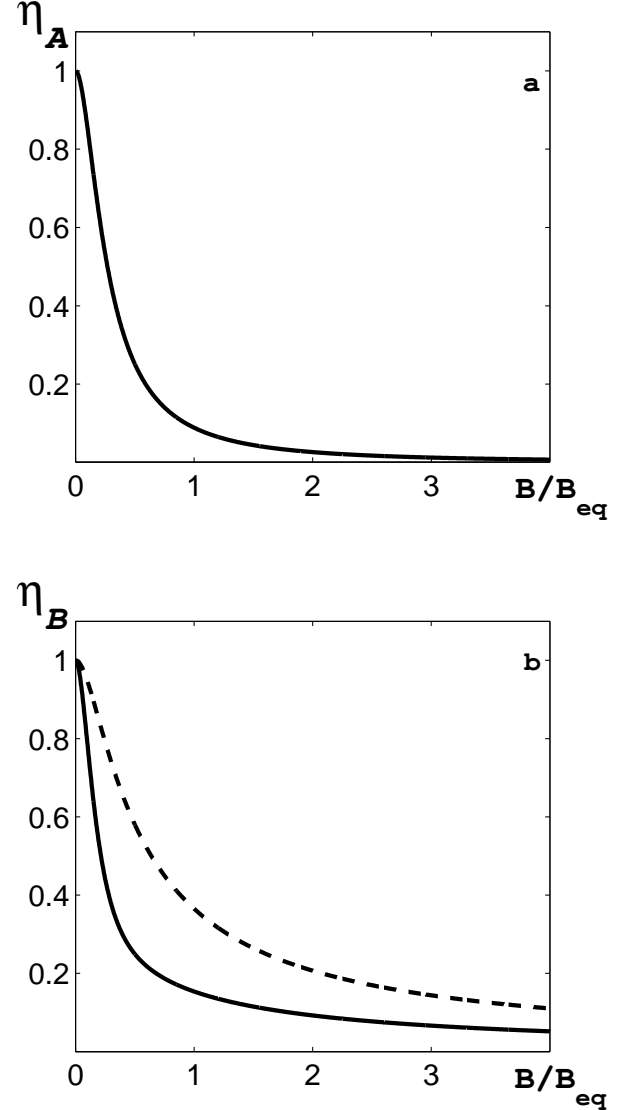


FIG. 1: Nonlinear turbulent magnetic diffusion η_A of poloidal magnetic field (FIG. 1a) and η_B of toroidal magnetic field (FIG. 1b). The solid curve in FIG. 1b correspond to $\epsilon = 0$ and dashed curve to $\epsilon = 1$. The function η_A is independent of the parameter ϵ .

3.2 Nonlinear turbulent magnetic diffusion coefficients of the mean magnetic field

The nonlinear turbulent magnetic diffusion coefficients of the mean magnetic field are given by

$$\eta_A(\bar{B}) = c_1(\bar{B}), \quad \eta_B(\bar{B}) = c_1(\bar{B}) + c_3(\bar{B}), \quad (16)$$

where the functions $c_k(\bar{B})$ are given by

$$\begin{aligned} c_1(\bar{B}) &= A_1^{(1)}(4\bar{B}) + A_2^{(1)}(4\bar{B}), \\ c_2(\bar{B}) &= -\frac{1}{2}(1 + \epsilon)A_2^{(1)}(4\bar{B}), \end{aligned} \quad (17)$$

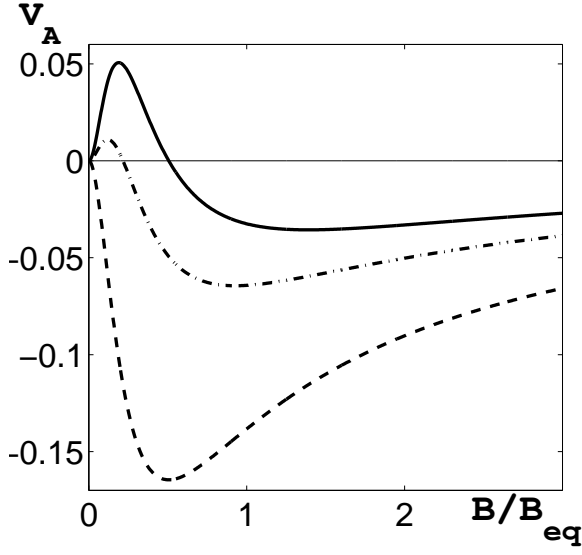


FIG. 2: Nonlinear effective drift velocity of poloidal V_A magnetic field for $\epsilon = 0$ (solid); $\epsilon = 0.3$ (dashed-dotted); $\epsilon = 1$ (dashed). Here the contributions to \mathbf{V}_A which are proportional to \mathbf{V}_d and $\propto 1/r$ are dropped.

$$c_3(\bar{B}) = (2 - 3\epsilon)A_2^{(1)}(4\bar{B}) - (1 - \epsilon)\frac{3}{2\pi}\bar{A}_2(16\bar{B}^2),$$

the parameter $\epsilon = \langle \mathbf{b}^2 \rangle^{(0)} / \langle \mathbf{u}^2 \rangle^{(0)}$ is the ratio of the magnetic and kinetic energies in the background turbulence, the functions $\bar{A}_k(y)$ and $A_k^{(1)}(y)$ are defined in Appendixes B and C. The asymptotic formulas for the functions $c_k(\bar{B})$ for $\bar{B} \ll \bar{B}_{\text{eq}}/4$ are given by

$$c_1(\bar{B}) = 1 - \frac{12}{5}\beta^2, \quad c_2(\bar{B}) = 1 - \frac{4}{5}(1 + \epsilon)\beta^2, \\ c_3(\bar{B}) = -\frac{8}{5}(1 - 2\epsilon)\beta^2,$$

and for $\bar{B} \gg \bar{B}_{\text{eq}}/4$ they are given by

$$c_1(\bar{B}) = \frac{1}{\beta^2}, \quad c_2(\bar{B}) = c_3(\bar{B}) = \frac{2(1 + \epsilon)}{3\beta},$$

where $\beta = \sqrt{8\bar{B}}$. Note that in Eq. (16) we neglected small contributions $\sim O[(l_0/L)^2]$ caused by the mean differential rotation (mean velocity shear). The nonlinear turbulent magnetic diffusion coefficients η_A and η_B and the nonlinear effective drift velocity V_A of mean magnetic field for different value of the parameter ϵ are shown in FIGS. 1-2. Here the contributions to \mathbf{V}_A which are proportional to \mathbf{V}_d and $\propto 1/r$ are dropped. The background magnetic fluctuations caused by the small-scale dynamo result in increase of the nonlinear turbulent magnetic diffusion coefficient η_B , and they do not affect the nonlinear turbulent magnetic diffusion coefficient η_A (see FIG. 1). On the other hand, the background magnetic fluctuations strongly affect the nonlinear effective drift velocity V_A of mean magnetic field. In particular, when $\epsilon > 1/2$, the velocity V_A is negative (i.e., it is diamagnetic velocity)

which causes a drift of the magnetic field components \bar{B}_r and \bar{B}_θ from the regions with a high intensity of the mean magnetic field \bar{B} . When $0 < \epsilon < 1/2$, the effective drift velocity V_A is paramagnetic velocity for a weak mean magnetic field (see FIG. 2). For strong field, $\bar{B} > \bar{B}_{\text{eq}}/2$, the effective drift velocity V_A is diamagnetic for an arbitrary level of the background magnetic fluctuations.

3.3 The nonlinear coefficients $\sigma_0(\bar{B})$ and $\sigma_1(\bar{B})$ defining the "shear-current" effect and the nonhelical α effect

The nonlinear coefficients $\sigma_0(\bar{B})$ and $\sigma_1(\bar{B})$ describe the "shear-current" effect (see Rogachevskii & Kleeorin 2003, 2004) and the nonhelical α effect. The parameters $\sigma_0(\bar{B})$ and $\sigma_1(\bar{B})$ are determined by the contributions from the $\delta(\mathbf{B})$ -term, the $\eta_{ij}(\mathbf{B})$ -term and the $\kappa_{ijk}(\mathbf{B})$ -term in the mean electromotive force (2). The δ -term is related with a mean differential rotation (the large-scale sheared motions). A mean magnetic field can be generated even in a nonrotating and nonhelical turbulence with an imposed mean velocity shear due to the "shear-current" effect.

In order to elucidate the physics of the "shear-current" effect, we compare the α effect in the $\alpha\Omega$ dynamo with the δ -term caused by the "shear-current" effect. The α -term in the mean electromotive force which is responsible for the generation of the mean magnetic field, reads $\mathcal{E}_i^\alpha \equiv \alpha^v \bar{B}_i \propto -(\boldsymbol{\Omega} \cdot \boldsymbol{\Lambda}^{(v)})\bar{B}_i$ (see Rädler et al. 2003), where $\boldsymbol{\Lambda}^{(v)}$ determines the inhomogeneity of turbulence. The δ -term in the electromotive force caused by the "shear-current" effect is given by $\mathcal{E}_i^\delta \equiv -(\boldsymbol{\delta} \times (\nabla \times \mathbf{B}))_i \propto -(\bar{\mathbf{W}} \cdot \nabla)\bar{B}_i$ (see Rogachevskii & Kleeorin 2003), where the δ -term is proportional to the mean vorticity $\bar{\mathbf{W}} = \nabla \times \bar{\mathbf{U}}$. The mean vorticity $\bar{\mathbf{W}}$ in the "shear-current" dynamo is caused by a differential rotation and an inhomogeneity of the mean magnetic field plays a role of the inhomogeneity of turbulence.

During the generation of the mean magnetic field in both cases (in the $\alpha\Omega$ dynamo and in the "shear-current" dynamo), the mean electric current along the original mean magnetic field arises. The α effect is related with the hydrodynamic helicity $\propto (\boldsymbol{\Omega} \cdot \boldsymbol{\Lambda}^{(v)})$ in an inhomogeneous turbulence. The deformations of the magnetic field lines are caused by upward and downward rotating turbulent eddies in the $\alpha\Omega$ dynamo. Since the turbulence is inhomogeneous (which breaks a symmetry between the upward and downward eddies), their total effect on the mean magnetic field does not vanish and it creates the mean electric current along the original mean magnetic field.

In a turbulent flow with an imposed mean velocity shear, the inhomogeneity of the original mean magnetic field breaks a symmetry between the influence of upward and downward turbulent eddies on the mean magnetic field. The deformations of the magnetic field lines in the "shear-current" dynamo are caused by upward and down-

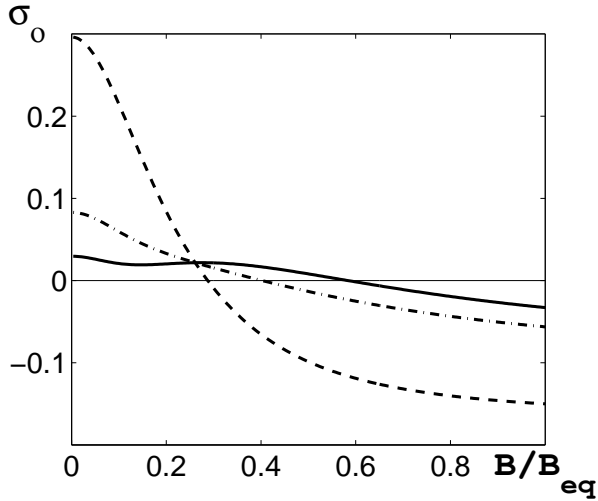


FIG. 3: The nonlinear coefficient $\sigma_0(\bar{B})$ defining the "shear-current" effect for different values of the parameter ϵ : $\epsilon = 0$ (solid); $\epsilon = 0.2$ (dashed-dotted); $\epsilon = 1$ (dashed). Note that $\sigma_0(B = 0.6; \epsilon = 0) = 0$ and $\sigma_0(B = 0.3; \epsilon = 1) = 0$.

ward turbulent eddies which result in the mean electric current along the mean magnetic field and produce the magnetic dynamo.

The nonlinear coefficients $\sigma_0(\bar{B})$ and $\sigma_1(\bar{B})$ defining the "shear-current" effect and the nonhelical α effect are determined by Eqs. (A74) and (A75) in Appendix A. The nonlinear dependencies of the parameters $\sigma_0(\bar{B})$ and $\sigma_1(\bar{B})$ are shown in FIGS. 3 and 4 for different values of the parameter ϵ . The background magnetic fluctuations caused by the small-scale dynamo and described by the parameter ϵ , increase the parameter $\sigma_0(\bar{B})$. For a weak mean magnetic field $\bar{B} \ll \bar{B}_{\text{eq}}/4$ the parameter $\sigma_0(\bar{B})$ is given by

$$\sigma_0(\bar{B}) = \frac{4}{45} (2 - q + 3\epsilon), \quad (18)$$

where q is the exponent of the energy spectrum of the background turbulence. In Eq. (18) we neglected small contribution $\sim O[(4\bar{B}/\bar{B}_{\text{eq}})^2]$. Equation (18) is in agreement with that obtained by Rogachevskii & Kleeorin (2003) whereby the case a weak mean magnetic field and $\epsilon = 0$ was considered. Note that the δ -term in the mean electromotive force which is responsible for the "shear-current" effect has been also calculated by Rädler & Stepanov (2004) for a kinematic problem of a screw dynamo using the modified second-order correlation approximation.

Thus, the mean magnetic field is generated due to the "shear-current" effect, when the exponent of the energy spectrum $q < 2 + 3\epsilon$. Note that the parameter q varies in the range $1 < q < 3$. Therefore, when the level of the background magnetic fluctuations caused by the small-scale dynamo is larger than $1/3$ of the kinetic energy of the velocity fluctuations, the mean magnetic field can be generated due to the "shear-current" effect for an arbitrary

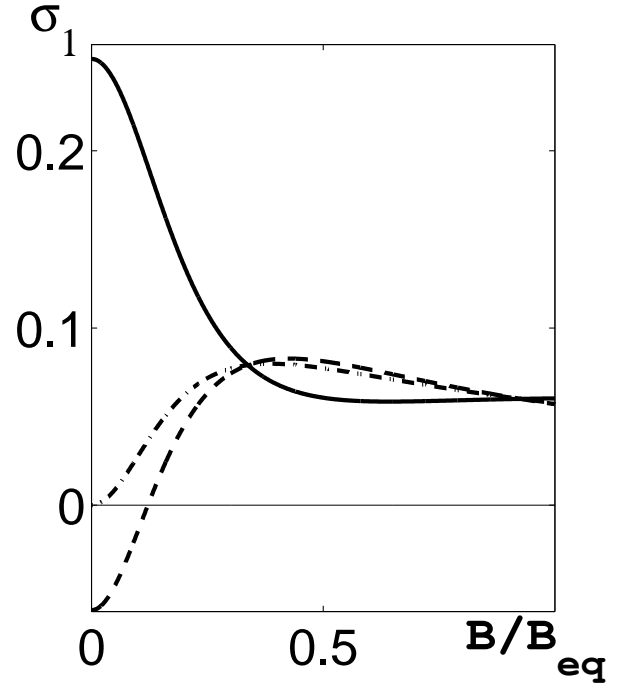


FIG. 4: The nonlinear coefficient $\sigma_1(\bar{B})$ defining the nonhelical α effect for different values of the parameter ϵ : $\epsilon = 0$ (solid); $\epsilon = 17/21$ (dashed-dotted); $\epsilon = 1$ (dashed). Note that $\sigma_1(B = 0.1; \epsilon = 1) = 0$.

exponent q of the energy spectrum of the velocity fluctuations. For the Kolmogorov turbulence, i.e., when the exponent of the energy spectrum of the background turbulence $q = 5/3$, the parameters $\sigma_0(\bar{B})$ and $\sigma_1(\bar{B})$ for $\bar{B} \ll \bar{B}_{\text{eq}}/4$ are given by

$$\sigma_0(\bar{B}) = \frac{4}{135} (1 + 9\epsilon), \quad (19)$$

$$\sigma_1(\bar{B}) = \frac{2}{135} (17 - 21\epsilon), \quad (20)$$

and for $\bar{B} \gg \bar{B}_{\text{eq}}/4$ they are given by

$$\sigma_0(\bar{B}) = -\frac{11}{135} (1 + \epsilon). \quad (21)$$

$$\sigma_1(\bar{B}) = \frac{2}{135} (1 + \epsilon). \quad (22)$$

In Eqs. (21) and (22) we neglected small contribution $\sim O(\bar{B}_{\text{eq}}/4\bar{B})$. It is seen from Eqs. (18)-(21) that the nonlinear coefficient $\sigma_0(\bar{B})$ changes its sign at some value of the mean magnetic field $\bar{B} = \bar{B}_*$. For instance, $\bar{B}_* = 0.6\bar{B}_{\text{eq}}$ for $\epsilon = 0$, and $\bar{B}_* = 0.3\bar{B}_{\text{eq}}$ for $\epsilon = 1$.

The mean differential rotation results in the nonhelical α effect, $W_* \sigma_1(\bar{\mathbf{B}}) \nabla_z(\delta\Omega)$ [see Eqs. (10) and (12)], which is independent of a hydrodynamic helicity. It follows from Eq. (22) that there is no quenching of this effect contrary to the quenching of the regular nonlinear α effect (see Section 3.1). These two kinds of the α effect have opposite signs. Thus, the total α effect should

change its sign during the nonlinear growth of the mean magnetic field. Note that the nonhelical α effect vanishes if the mean rotation is constant on the cylinders which are parallel to the rotation axis.

3.4 The nonlinear coefficient $\delta_0^\Omega(\bar{B})$ defining the $\Omega \times \mathbf{J}$ effect

The δ -term in the mean electromotive force which is caused by a uniform rotation, describes the $\Omega \times \mathbf{J}$ effect. This effect in combination with the differential rotation can cause a generation of the mean magnetic field even in a nonhelical turbulent flow (see Rädler 1969, Roberts 1972, Moffatt & Proctor 1982, Rädler 1986, Rädler et al. 2003), where \mathbf{J} is the mean electric current. The nonlinear coefficient $\delta_0^\Omega(\bar{B})$ defining the $\Omega \times \mathbf{J}$ effect is determined by

$$\delta_0^\Omega(\bar{B}) = -\frac{2}{3} \left[\Psi_4 \{C_1 + C_3\}_y - (1 - \epsilon)(\Psi_2 + 4\Psi_3) \{A_1 + A_2\}_y + (1 + \epsilon)(A_1^{(2)}(y) + A_2^{(2)}(y)) \right]_{y=4\bar{B}}, \quad (23)$$

where the functions $\Psi_k\{X\}_y$ are determined by Eqs. (A56) in Appendix A. The parameter $\delta_0^\Omega(\bar{B})$ is determined by the contributions from the $\delta(\mathbf{B})$ -term, the $\eta_{ij}(\mathbf{B})$ -term and the $\kappa_{ijk}(\mathbf{B})$ -term in the mean electromotive force (2) caused by a uniform rotation. The nonlinear coefficient $\delta_0^\Omega(\bar{B})$ is shown in FIG. 5 for different values of the parameter ϵ . The asymptotic formulas for the coefficient $\delta_0^\Omega(\bar{B})$ for a weak mean magnetic field $\bar{B} \ll \bar{B}_{\text{eq}}/4$ are

$$\delta_0^\Omega(\bar{B}) = \frac{8}{135}(2 - 7\epsilon), \quad (24)$$

and for $\bar{B} \gg \bar{B}_{\text{eq}}/4$ are

$$\delta_0^\Omega(\bar{B}) = -\frac{1}{9\beta^2}(55 - 38\epsilon). \quad (25)$$

Asymptotic formula (24) for a weak mean magnetic field ($\bar{B} \ll \bar{B}_{\text{eq}}/4$) coincide with that obtained by Rädler et al. (2003) for $q = 5/3$.

3.5 The dynamical equation for the function $\chi^c(\bar{\mathbf{B}})$

The function $\chi^c(\bar{\mathbf{B}})$ entering the magnetic part of the α effect [see Eq. (14)] is determined by the dynamical equation

$$\frac{\partial \chi^c}{\partial t} = -4 \left(\frac{L}{l_0} \right)^2 [\mathcal{E} \cdot \bar{\mathbf{B}} + \nabla \cdot \mathcal{F}^{(\chi)}] - \nabla \cdot (\bar{\mathbf{V}} \chi^c) - \chi^c/T, \quad (26)$$

(see, e.g., Kleeorin & Ruzmaikin 1982, Kleeorin & Rogachevskii 1999), where $\mathcal{F}^{(\chi)}$ is the nonadvective flux

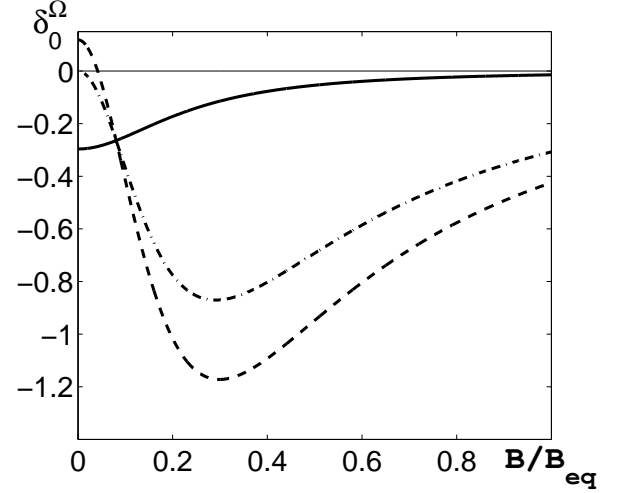


FIG. 5: The nonlinear coefficient $\delta_0^\Omega(\bar{B})$ defining the $\Omega \times \mathbf{J}$ effect for different values of the parameter ϵ : $\epsilon = 0$ (dashed); $\epsilon = 2/7$ (dashed-dotted); $\epsilon = 1$ (solid). Note that $\delta_0^\Omega(\bar{B} = 0.04; \epsilon = 0) = 0$.

of the magnetic helicity which serves as an additional nonlinear source in the equation for χ^c (Kleeorin et al. 2000, 2002), $\bar{\mathbf{V}}\chi^c$ is the advective flux of the magnetic helicity, $\bar{\mathbf{V}}$ is the differential rotation, and $T = (1/3)(l_0/L)^2 \text{Rm}$ is the characteristic time of relaxation of magnetic helicity. Equation (26) was obtained using arguments based on the magnetic helicity conservation law. The function χ^c is proportional to the magnetic helicity, $\chi^c = 2\chi^m/(9\mu\eta_T\rho_0)$ (see Kleeorin & Rogachevskii 1999), where $\chi^m = \langle \mathbf{a} \cdot \mathbf{b} \rangle$ is the magnetic helicity and \mathbf{a} is the vector potential of small-scale magnetic field. The physical meaning of Eq. (26) is that the total magnetic helicity is a conserved quantity and if the large-scale magnetic helicity grows with mean magnetic field, the evolution of the small-scale helicity should somehow compensate this growth. Compensation mechanisms include dissipation and various kinds of transport.

In order to demonstrate an important role of the non-advective flux of the magnetic helicity, let us consider a local model, when the mean magnetic field depend only on the vertical coordinate z and $A' \gg A/r$, where $A' = \partial A/\partial z$. Thus, in cylindrical coordinates $\bar{\mathbf{B}} = B\mathbf{e}_\varphi - A'\mathbf{e}_r$. Since

$$\frac{\partial A}{\partial t} = \mathcal{E}_\varphi, \quad (27)$$

$$\frac{\partial B}{\partial t} = \mathcal{E}'_r - DA', \quad (28)$$

we obtain that

$$\mathcal{E} \cdot \bar{\mathbf{B}} = \mathcal{E}_\varphi B - \mathcal{E}_r A' = B \frac{\partial A}{\partial t} + \mathcal{E}_r \frac{1}{D} \frac{\partial B}{\partial t} - \frac{1}{2D} (\mathcal{E}'_r)', \quad (29)$$

Then in steady state Eqs. (26) and (29) yield

$$\mathcal{E}_r^2 - 2D\mathcal{F}_z^{(\chi)} = \text{const}, \quad (30)$$

where $\mathcal{E}_r = \eta_B B'$. Here we neglected the last term in Eq. (26) which, e.g., for galactic dynamo is very small. For the $\alpha\Omega$ -dynamo $B \approx B_\phi$. This assumption is justified if $|D| \gg R_\alpha$, i.e. $|R_\omega| \gg 1$. In a steady-state for fields of even parity with respect to the disc plane, we obtain the solution of Eq. (30) for positive $C D$

$$\int_0^B \frac{\eta_B(\tilde{B})}{\sqrt{|\mathcal{F}(\tilde{B})|}} d\tilde{B} = \sqrt{2|C D|} \int_{|z|}^1 \sqrt{|\chi^v(\tilde{z})|} d\tilde{z}, \quad (31)$$

where $\mathcal{F}_z^{(x)} = C|\mathcal{F}(B)||\chi^v(z)|$. The crucial point for the dynamo saturation is a nonzero flux of magnetic helicity. It follows from Eq. (31) that this saturation mechanism is nearly independent of the form of the flux of magnetic helicity. In that sense this is a universal mechanism which limits growth of the mean magnetic field. If we assume that $|\tilde{\mathcal{F}}(\tilde{B})| \sim \tilde{B}^{-2\gamma}$, we obtain that the saturated mean magnetic field is

$$\bar{B}_\varphi = |C D|^{\frac{1}{2\gamma}} \left[\int_{|z|}^1 \sqrt{|\chi^v(\tilde{z})|} d\tilde{z} \right]^{\frac{1}{\gamma}} \bar{B}_{\text{eq}}, \quad (32)$$

where we redefined the constant C , we took into account that $\eta_B(\bar{B}) \propto B_{\text{eq}}/\bar{B}$ for $\bar{B} \gg \bar{B}_{\text{eq}}/4$, and we restored the dimensional factor \bar{B}_{eq} . Note that the nonadvective flux of the magnetic helicity was chosen in Kleeorin et al. (2002) in the form $\mathcal{F}^{(x)} = C\chi^v\phi_v(\bar{B})\bar{\mathbf{B}}^2\eta_A^{(z)}(\bar{B})(\nabla\rho_0)/\rho_0$. This corresponds to $\gamma = 1$ in the function $|\tilde{\mathcal{F}}(B)|$. For the specific choice of the profile $|\chi^v(z)| = \sin^2(\pi z/2)$ we obtain

$$\bar{B}_\varphi \approx \frac{4}{1+\epsilon} \sqrt{|C D|} \bar{B}_{\text{eq}} \cos\left(\frac{\pi z}{2}\right), \quad (33)$$

$$\bar{B}_r \approx -\frac{1+\epsilon}{4|R_\omega|} \bar{B}_{\text{eq}} \tan\left(\frac{\pi z}{2}\right), \quad (34)$$

where we have now restored the dimensional factor \bar{B}_{eq} . The boundary conditions for \bar{B}_φ are $\bar{B}_\varphi(z=1)=0$, $B'_\varphi(z=0)=0$, and for \bar{B}_r are $\bar{B}_r(z=1)=0$, $B'_r(z=0)=0$. Note, however, that our asymptotic analysis performed for $\bar{B} \gg \bar{B}_{\text{eq}}/4$ is not valid in the vicinity of the point $z=1$ because $\bar{B}(z=1)=0$.

4. DISCUSSION

In the present study we investigated an effect of a mean differential rotation on the nonlinear mean electromotive force in a turbulent flow of a conducting fluid. We showed that the mean differential rotation (which is considered as a large-scale sheared motions imposed on a small-scale turbulence) contributes to the nonlinear mean electromotive force. This causes a "shear-current" effect which is determined by the $\mathbf{W} \times \mathbf{J}$ term in the mean electromotive force, where \mathbf{W} is the mean vorticity caused by the mean differential rotation and \mathbf{J} is the mean electric current.

This can result in a generation of a mean magnetic field even in a nonhelical turbulent fluid flow.

Let us first consider kinematic problem in a spherical geometry. Following to Parker (1955a,1955b) we study dynamo action in a thin convective shell, average the linearized equations (12) and (13) for A and B over the depth of the convective shell. Then we neglect the curvature of the convective shell and replace it by a flat slab. These equations are obviously oversimplified. However, they can be used to reproduce basic qualitative features of solar and stellar activity and appear to be viable for this purpose (see, e.g., Kleeorin et al. 2003). We are interested in dynamo waves propagating from middle solar latitudes towards the equator. We seek for a solution of the obtained equations in the form of the growing waves, $A, B \propto \exp(\gamma t) \exp[i(\omega t - \mathbf{K} \cdot \mathbf{R})]$, where the growth rate of the dynamo waves with the frequency

$$\omega = -\alpha_l \sqrt{\frac{D|S_K|}{2}} \frac{\text{sgn}(S_K)}{\sqrt{\sigma_l + \sqrt{\sigma_l^2 + \alpha_l^2}}} \quad (35)$$

is given by

$$\gamma = \sqrt{\frac{D|S_K|}{2}} \left[\sigma_l + \sqrt{\sigma_l^2 + \alpha_l^2} \right] - K^2. \quad (36)$$

The frequency and the growth rate of the dynamo waves are written in a dimensionless form. Here

$$\begin{aligned} \alpha_l &= \alpha + W_* \sigma_1 S_z, \\ \sigma_l &= W_* \sigma_0 S_K + \Omega_* \delta_0^\Omega K_z, \\ S_K &= K_\theta \nabla_r(\delta\Omega) - K_r \nabla_\theta(\delta\Omega), \\ S_z &= \cos\theta \nabla_r(\delta\Omega) - \sin\theta \nabla_\theta(\delta\Omega), \\ K_z &= \cos\theta K_r - \sin\theta K_\theta. \end{aligned}$$

The total α effect, α_l , is a sum of the conventional α effect (caused by helical motions) and a nonhelical contribution, $W_* \sigma_1 S_z$, due to the effect of the mean differential rotation on the small-scale turbulence. The parameter σ_l describes both, the "shear-current" effect determined by $W_* \sigma_0 S_K$ -term, and the $\Omega \times \mathbf{J}$ effect determined by $\Omega_* \delta_0^\Omega K_z$ -term. Even in nonhelical turbulent motions, the mean magnetic field is generated due to the "shear-current" effect and the $\Omega \times \mathbf{J}$ effect.

Now let us discuss the nonlinear effects. It was shown recently in Rogachevskii & Kleeorin (2001) that the algebraic nonlinearity alone (i.e., algebraic quenching of both, the α effect and turbulent magnetic diffusion) cannot saturate the growth of the mean magnetic field. Note that the saturation of the growth of the mean magnetic field in the case with only an algebraic nonlinearity present can be achieved when the derivative of the nonlinear dynamo number with respect to the mean magnetic field is negative, i.e., $dD_N(\bar{B})/d\bar{B} < 0$. Here $D_N(\bar{B}) = \alpha(\bar{B})/[\eta_A(\bar{B})\eta_B(\bar{B})]$ is the nonlinear dynamo number. Thus, when the nonlinear dynamo number decreases with the growth of the mean magnetic field, the nonlinear saturation of the magnetic field is possible.

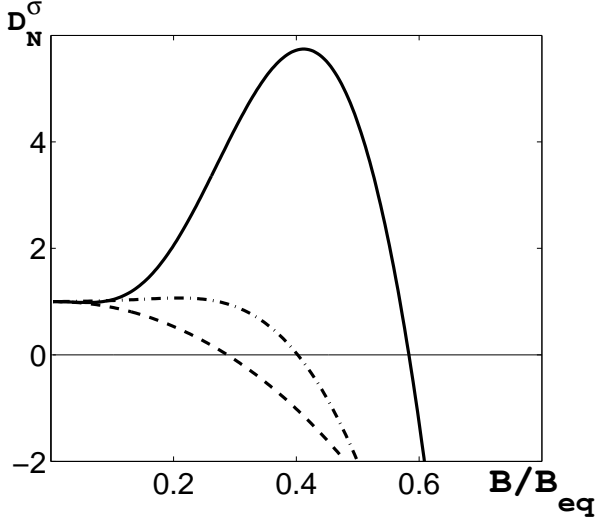


FIG. 6: The normalized nonlinear effective dynamo number $D_N^\sigma(\bar{B}) = \sigma_0(\bar{B})/[\eta_A(\bar{B})\eta_B(\bar{B})]$ for different values of the parameter ϵ : $\epsilon = 0$ (solid); $\epsilon = 0.2$ (dashed-dotted); $\epsilon = 1$ (dashed).

In this study we showed that the differential rotation of fluid can decrease the total α effect due to the following reason. The large-scale sheared motions (due to the mean differential rotation) cause the nonhelical α effect, $W_* \sigma_1(\mathbf{B}) \nabla_z(\delta\Omega)$, which is independent of a hydrodynamic helicity. We demonstrated that there is no quenching of this effect contrary to the quenching of the regular nonlinear α effect, $\alpha(\mathbf{B}) = \chi^v \phi^v(\bar{B}) + \alpha^\Omega + \chi^c(\mathbf{B}) \phi^m(\bar{B})$. In this study we found that these two kinds of the α effect have opposite signs. Thus, the total α effect should change its sign during the nonlinear evolution of the mean magnetic field, and there is a range of magnitudes of the mean magnetic field, wherein the nonlinear dynamo number decreases with the growth of the mean magnetic field. Therefore, the algebraic nonlinearity alone can saturate the growth of the mean magnetic field if one take into account the effect of differential rotation on nonlinear mean electromotive force. For instance, the nonhelical α effect causes a saturation of the growth of the mean magnetic field at the base of the convective zone at $\bar{B} \leq 2\bar{B}_{\text{eq}}$ (see below), where \bar{B}_{eq} is the equipartition mean magnetic field. However, the nonhelical α effect vanishes if the mean rotation is constant on the cylinders which are parallel to the rotation axis.

In this study we also demonstrated that mean differential rotation which causes the “shear-current” effect, increases a growth rate of the large-scale dynamo instability at weak mean magnetic fields, and causes a saturation of the growth of the mean magnetic field for a stronger field. The nonlinear “shear-current” effect becomes dominant at least at the base of the convective zone. In order to demonstrate the role of the “shear-current” effect in the mean magnetic dynamo let us plot the normalized nonlinear effective dynamo num-

ber $D_N^\sigma(\bar{B}) = D^\sigma(\bar{B})/D^\sigma(\bar{B} = 0)$ (see FIG. 6), where $D^\sigma(\bar{B}) = \sigma_0(\bar{B})/[\eta_A(\bar{B})\eta_B(\bar{B})]$ is the nonlinear dynamo number. Here we considered the case of a nonhelical turbulence (i.e., we neglected the conventional $\alpha(\mathbf{B})$ effect) and we neglected the nonlinear $\mathbf{\Omega} \times \mathbf{J}$ effect. At the point $\bar{B} = \bar{B}_*$ the nonlinear effective dynamo number $D_N^\sigma(\bar{B}) = 0$. For instance, $\bar{B}_* = 0.6\bar{B}_{\text{eq}}$ for $\epsilon = 0$, and $\bar{B}_* = 0.3\bar{B}_{\text{eq}}$ for $\epsilon = 1$.

When we apply the obtained results to the solar convective zone, we have to take into account that all physical ingredients of the dynamo model vary strongly with the depth H below the solar surface and we have to use some average quantities in the dynamo equations. We use mainly estimates of governing parameters taken from models of the solar convective zone (see, e.g., Spruit 1974, Baker & Temesvary 1966; more modern treatments make little difference to these estimates). In particular, at the base of the convective zone (at depth $H \sim 2 \times 10^{10}$ cm), the magnetic Reynolds number $\text{Rm} = l_0 u_0 / \eta \sim 2 \cdot 10^9$, the maximum scale of turbulent motions $l_0 \sim 8 \times 10^9$ cm, the characteristic turbulent velocity in the maximum scale l_0 of turbulent motions $u_0 \sim 2 \times 10^3$ cm s $^{-1}$, the fluid density $\rho_0 \sim 2 \times 10^{-1}$ g cm $^{-3}$, the turbulent magnetic diffusion $\eta_T \sim 5.3 \times 10^{12}$ cm 2 s $^{-1}$. The equipartition mean magnetic field $\bar{B}_{\text{eq}} = 3000$ G. In the upper part of the convective zone, say at depth $H \sim 2 \times 10^7$ cm, these parameters are $\text{Rm} \sim 10^5$, $l_0 \sim 2.6 \times 10^7$ cm, $u_0 \sim 9.4 \times 10^4$ cm s $^{-1}$, $\rho_0 \sim 4.5 \times 10^{-7}$ g cm $^{-3}$, $\eta_T \sim 0.8 \times 10^{12}$ cm 2 s $^{-1}$ and the equipartition mean magnetic field is $\bar{B}_{\text{eq}} = 220$ G here. For the Parker migratory dynamo, the toroidal magnetic field usually dominates and below we ignore the poloidal magnetic field when calculating the magnetic energy. According to various models, the ranges of the dynamo number $D \approx 10^3 - 10^6$ can be considered as realistic for the solar case.

APPENDIX A: CALCULATION OF THE MEAN ELECTROMOTIVE FORCE IN A ROTATING TURBULENCE

We use a mean field approach whereby the velocity, pressure and magnetic field are separated into the mean and fluctuating parts, where the fluctuating parts have zero mean values. Let us derive equations for the second moments. In order to exclude the pressure term from the equation of motion (3) we calculate $\nabla \times (\nabla \times \mathbf{u})$. Then we rewrite the obtained equation and Eq. (4) in a Fourier space. We also apply the two-scale approach, e.g., a correlation function

$$\begin{aligned} \langle u_i(\mathbf{x}) u_j(\mathbf{y}) \rangle &= \int \langle u_i(\mathbf{k}_1) u_j(\mathbf{k}_2) \rangle \exp\{i(\mathbf{k}_1 \cdot \mathbf{x} \\ &\quad + \mathbf{k}_2 \cdot \mathbf{y})\} d\mathbf{k}_1 d\mathbf{k}_2 \\ &= \int f_{ij}(\mathbf{k}, \mathbf{K}) \exp(i\mathbf{k} \cdot \mathbf{r} + i\mathbf{K} \cdot \mathbf{R}) d\mathbf{k} d\mathbf{K} \\ &= \int f_{ij}(\mathbf{k}, \mathbf{R}) \exp(i\mathbf{k} \cdot \mathbf{r}) d\mathbf{k}, \end{aligned}$$

where hereafter we omitted argument t in the correlation functions, $f_{ij}(\mathbf{k}, \mathbf{R}) = \hat{L}(u_i; u_j)$,

$$\hat{L}(a; c) = \int \langle a(\mathbf{k} + \mathbf{K}/2) c(-\mathbf{k} + \mathbf{K}/2) \rangle \times \exp(i\mathbf{K} \cdot \mathbf{R}) d\mathbf{K},$$

and $\mathbf{R} = (\mathbf{x} + \mathbf{y})/2$, $\mathbf{r} = \mathbf{x} - \mathbf{y}$, $\mathbf{K} = \mathbf{k}_1 + \mathbf{k}_2$, $\mathbf{k} = (\mathbf{k}_1 - \mathbf{k}_2)/2$, \mathbf{R} and \mathbf{K} correspond to the large scales, and \mathbf{r} and \mathbf{k} to the small ones (see, e.g., Roberts & Soward 1975). This implies that we assumed that there exists a separation of scales, i.e., the maximum scale of turbulent motions l_0 is much smaller than the characteristic scale L of inhomogeneities of the mean fields. In particular, this implies that $r \leq l_0 \ll R$. Our final results showed that this assumption is indeed valid. We derive equations for the following correlation functions:

$$f_{ij}(\mathbf{k}, \mathbf{R}) = \hat{L}(u_i; u_j), \quad h_{ij}(\mathbf{k}, \mathbf{R}) = \hat{L}(b_i; b_j), \\ g_{ij}(\mathbf{k}, \mathbf{R}) = \hat{L}(b_i; u_j).$$

The equations for these correlation functions are given by

$$\frac{\partial f_{ij}(\mathbf{k})}{\partial t} = i(\mathbf{k} \cdot \bar{\mathbf{B}}) \Phi_{ij}^{(M)} + I_{ij}^f + M_{ijpq}^\Omega f_{pq} + E_{ijmn}^\sigma(\bar{\mathbf{U}}) f_{mn} + F_{ij} + f_{ij}^N, \quad (\text{A1})$$

$$\frac{\partial h_{ij}(\mathbf{k})}{\partial t} = -i(\mathbf{k} \cdot \bar{\mathbf{B}}) \Phi_{ij}^{(M)} + I_{ij}^h + E_{ijmn}^\sigma(\bar{\mathbf{U}}) h_{mn} + h_{ij}^N, \quad (\text{A2})$$

$$\frac{\partial g_{ij}(\mathbf{k})}{\partial t} = i(\mathbf{k} \cdot \bar{\mathbf{B}}) [f_{ij}(\mathbf{k}) - h_{ij}(\mathbf{k}) - h_{ij}^{(H)}] + I_{ij}^g + D_{jn}^\Omega g_{in} + J_{ijmn}^\sigma(\bar{\mathbf{U}}) g_{mn} + g_{ij}^N, \quad (\text{A3})$$

where hereafter we omitted argument t and \mathbf{R} in the correlation functions and neglected terms $\sim O(\nabla^2)$. The mean velocity $\bar{\mathbf{U}}$ is determined by the differential rotation. Here $\Phi_{ij}^{(M)}(\mathbf{k}) = g_{ij}(\mathbf{k}) - g_{ji}(-\mathbf{k})$, $F_{ij}(\mathbf{k}) = \langle \tilde{F}_i(\mathbf{k}) u_j(-\mathbf{k}) \rangle + \langle u_i(\mathbf{k}) \tilde{F}_j(-\mathbf{k}) \rangle$, $\tilde{\mathbf{F}}(\mathbf{k}) = \mathbf{k} \times (\mathbf{k} \times \mathbf{F}(\mathbf{k})) / k^2 \rho_0$. The tensors M_{ijpq}^Ω and D_{ij}^Ω are given by

$$M_{ijpq}^\Omega = D_{ip}(\mathbf{k}_1) \delta_{jq} + D_{jq}(\mathbf{k}_2) \delta_{ip} = \hat{M}_{ijpq}^\Omega + \tilde{M}_{ijpq}^\Omega, \\ D_{ij}^\Omega = D_{ij}(\mathbf{k}_2) = \hat{D}_{ij}^\Omega + \tilde{D}_{ij}^\Omega, \\ \hat{M}_{ijpq}^\Omega = 2\Omega_m k_{mn} (\varepsilon_{ipn} \delta_{jq} + \varepsilon_{iqn} \delta_{ip}), \\ \tilde{M}_{ijpq}^\Omega = -2i\Omega_m T_{mnl} (\varepsilon_{ipn} \delta_{jq} - \varepsilon_{iqn} \delta_{ip}) \nabla_l, \\ \hat{D}_{ij}^\Omega = 2\varepsilon_{ijm} \Omega_m k_{mn}, \quad \tilde{D}_{ij}^\Omega = 2i\varepsilon_{ijm} \Omega_m T_{mnl} \nabla_l, \\ T_{mnp} = (1/2k^2)(k_m \delta_{np} + k_n \delta_{mp} - 2k k_{mnp}),$$

where $D_{ij}(\mathbf{k}) = 2\varepsilon_{ijm} k_m (\mathbf{k} \cdot \boldsymbol{\Omega}) / k^2$. The tensors $I_{ijmn}^\sigma(\bar{\mathbf{U}})$, $E_{ijmn}^\sigma(\bar{\mathbf{U}})$ and $J_{ijmn}^\sigma(\bar{\mathbf{U}})$ are given by

$$I_{ijmn}^\sigma(\bar{\mathbf{U}}) = \left[2k_{iq} \delta_{mp} \delta_{jn} + 2k_{jq} \delta_{im} \delta_{pn} - \delta_{im} \delta_{jq} \delta_{np} \right.$$

$$\left. - \delta_{iq} \delta_{jn} \delta_{mp} + \delta_{im} \delta_{jn} k_q \frac{\partial}{\partial k_p} \right] \nabla_p \bar{U}_q,$$

$$E_{ijmn}^\sigma(\bar{\mathbf{U}}) = (\delta_{im} \delta_{jq} + \delta_{jm} \delta_{iq}) \nabla_n \bar{U}_q,$$

$$J_{ijmn}^\sigma(\bar{\mathbf{U}}) = \left[2k_{jq} \delta_{im} \delta_{pn} - \delta_{im} \delta_{pn} \delta_{jq} + \delta_{jn} \delta_{pm} \delta_{iq} \right. \\ \left. + \delta_{im} \delta_{jn} k_q \frac{\partial}{\partial k_p} \right] \nabla_p \bar{U}_q,$$

where δ_{ij} is the Kronecker tensor, $k_{ij} = k_i k_j / k^2$. Equation (A1)-(A3) are written in a frame moving with a local velocity $\bar{\mathbf{U}}$. In Eqs. (A1) and (A3) we neglected small terms which are of the order of $O(|\nabla^2 \bar{\mathbf{U}}|)$. For the derivation of Eqs. (A1)-(A3) we used the relation

$$\varepsilon_{ijn} \Omega_n k^2 + (\varepsilon_{inl} k_j - \varepsilon_{jnl} k_i) k_n \Omega_l = \varepsilon_{ijn} k_n (\mathbf{k} \cdot \boldsymbol{\Omega}),$$

which applies to arbitrary vectors \mathbf{k} and $\boldsymbol{\Omega}$ (see Rädler et al. 2003).

The source terms I_{ij}^f , I_{ij}^h and I_{ij}^g (which contain the large-scale spatial derivatives of the mean magnetic field and the second moments) are given by

$$I_{ij}^f = \frac{1}{2} (\bar{\mathbf{B}} \cdot \nabla) \Phi_{ij}^{(P)} + [g_{qj}(\mathbf{k}) (2P_{in}(k) - \delta_{in}) + g_{qi}(-\mathbf{k}) (2P_{jn}(k) - \delta_{jn})] \bar{B}_{n,q} - \bar{B}_{n,q} k_n \Phi_{ijq}^{(P)}, \quad (\text{A4})$$

$$I_{ij}^h = \frac{1}{2} (\bar{\mathbf{B}} \cdot \nabla) \Phi_{ij}^{(P)} - [g_{iq}(\mathbf{k}) \delta_{jn} + g_{jq}(-\mathbf{k}) \delta_{in}] \bar{B}_{n,q} - \bar{B}_{n,q} k_n \Phi_{ijq}^{(P)}, \quad (\text{A5})$$

$$I_{ij}^g = \frac{1}{2} (\bar{\mathbf{B}} \cdot \nabla) (f_{ij} + h_{ij}) + h_{iq} (2P_{jn}(k) - \delta_{jn}) \bar{B}_{n,q} - f_{nj} \bar{B}_{i,n} - \bar{B}_{n,q} k_n (f_{ijq} + h_{ijq}), \quad (\text{A6})$$

where $\nabla = \partial/\partial \mathbf{R}$, $\Phi_{ij}^{(P)}(\mathbf{k}) = g_{ij}(\mathbf{k}) + g_{ji}(-\mathbf{k})$, and $\bar{B}_{i,j} = \nabla_j \bar{B}_i$, f_{ij}^N , h_{ij}^N and g_{ij}^N are the third moments appearing due to the nonlinear terms, $f_{ijq} = (1/2) \partial f_{ij} / \partial k_q$, and similarly for h_{ijq} and $\Phi_{ijq}^{(P)}$. Note that a stirring force in the Navier-Stokes turbulence is an external parameter.

For the derivation of Eqs. (A1)-(A3) we performed several calculations that are similar to the following, which arose, e.g., in computing $\partial g_{ij} / \partial t$. The other calculations follow similar lines and are not given here. Let us define $Y_{ij}(\mathbf{k}, \mathbf{R})$ by

$$Y_{ij}(\mathbf{k}, \mathbf{R}) = i \int (k_p + K_p/2) \bar{B}_p(\mathbf{Q}) \exp(i\mathbf{K} \cdot \mathbf{R}) \times \langle u_i(\mathbf{k} + \mathbf{K}/2 - \mathbf{Q}) u_j(-\mathbf{k} + \mathbf{K}/2) \rangle d\mathbf{K} d\mathbf{Q}. \quad (\text{A7})$$

Next, we introduce new variables:

$$\tilde{\mathbf{k}}_1 = \mathbf{k} + \mathbf{K}/2 - \mathbf{Q}, \quad \tilde{\mathbf{k}}_2 = -\mathbf{k} + \mathbf{K}/2, \quad (\text{A8}) \\ \tilde{\mathbf{k}} = (\tilde{\mathbf{k}}_1 - \tilde{\mathbf{k}}_2)/2 = \mathbf{k} - \mathbf{Q}/2, \quad \tilde{\mathbf{K}} = \tilde{\mathbf{k}}_1 + \tilde{\mathbf{k}}_2 = \mathbf{K} - \mathbf{Q}.$$

Therefore,

$$Y_{ij}(\mathbf{k}, \mathbf{R}) = i \int f_{ij}(\mathbf{k} - \mathbf{Q}/2, \mathbf{K} - \mathbf{Q}) (k_p + K_p/2) \bar{B}_p(\mathbf{Q}) \times \exp(i\mathbf{K} \cdot \mathbf{R}) d\mathbf{K} d\mathbf{Q}. \quad (\text{A9})$$

Since $|\mathbf{Q}| \ll |\mathbf{k}|$ we use the Taylor expansion

$$f_{ij}(\mathbf{k} - \mathbf{Q}/2, \mathbf{K} - \mathbf{Q}) \simeq f_{ij}(\mathbf{k}, \mathbf{K} - \mathbf{Q}) - \frac{1}{2} \frac{\partial f_{ij}(\mathbf{k}, \mathbf{K} - \mathbf{Q})}{\partial k_s} Q_s + O(Q^2), \quad (\text{A10})$$

and the following identities:

$$\begin{aligned} [f_{ij}(\mathbf{k}, \mathbf{R}) \bar{B}_p(\mathbf{R})]_{\mathbf{K}} &= \int f_{ij}(\mathbf{k}, \mathbf{K} - \mathbf{Q}) \bar{B}_p(\mathbf{Q}) d\mathbf{Q}, \\ \nabla_p [f_{ij}(\mathbf{k}, \mathbf{R}) \bar{B}_p(\mathbf{R})] &= \int iK_p [f_{ij}(\mathbf{k}, \mathbf{R}) \bar{B}_p(\mathbf{R})]_{\mathbf{K}} \\ &\times \exp(i\mathbf{K} \cdot \mathbf{R}) d\mathbf{K}. \end{aligned} \quad (\text{A11})$$

Therefore, Eqs. (A9)-(A11) yield

$$\begin{aligned} Y_{ij}(\mathbf{k}, \mathbf{R}) &\simeq [i(\mathbf{k} \cdot \bar{\mathbf{B}}) + (1/2)(\bar{\mathbf{B}} \cdot \nabla)] f_{ij}(\mathbf{k}, \mathbf{R}) \\ &- \frac{1}{2} k_p \frac{\partial f_{ij}(\mathbf{k})}{\partial k_s} \bar{B}_{p,s}. \end{aligned} \quad (\text{A12})$$

We took into account that in Eq. (A3) the terms with symmetric tensors with respect to the indexes "i" and "j" do not contribute to the mean electromotive force because $\mathcal{E}_m = \varepsilon_{mji} g_{ij}$. In Eqs. (A9)-(A11) we neglected the second and higher derivatives over \mathbf{R} . For the derivation of Eqs. (A1)-(A3) we also used the following identity

$$\begin{aligned} ik_i \int f_{ij}(\mathbf{k} - \frac{1}{2}\mathbf{Q}, \mathbf{K} - \mathbf{Q}) \bar{U}_p(\mathbf{Q}) \exp(i\mathbf{K} \cdot \mathbf{R}) d\mathbf{K} d\mathbf{Q} \\ = -\frac{1}{2} \bar{U}_p \nabla_i f_{ij} + \frac{1}{2} f_{ij} \nabla_i \bar{U}_p - \frac{i}{4} (\nabla_s \bar{U}_p) \left(\nabla_i \frac{\partial f_{ij}}{\partial k_s} \right) \\ + \frac{i}{4} \left(\frac{\partial f_{ij}}{\partial k_s} \right) (\nabla_s \nabla_i \bar{U}_p). \end{aligned} \quad (\text{A13})$$

To derive Eq. (A13) we multiply the equation $\nabla \cdot \mathbf{u} = 0$ [written in \mathbf{k} -space for $u_i(\mathbf{k}_1 - \mathbf{Q})$] by $u_j(\mathbf{k}_2) \bar{U}_p(\mathbf{Q}) \exp(i\mathbf{K} \cdot \mathbf{R})$, integrate over \mathbf{K} and \mathbf{Q} , and average over ensemble of velocity fluctuations. Here $\mathbf{k}_1 = \mathbf{k} + \mathbf{K}/2$ and $\mathbf{k}_2 = -\mathbf{k} + \mathbf{K}/2$. This yields

$$\begin{aligned} \int i \left(k_i + \frac{1}{2} K_i - Q_i \right) \langle u_i(\mathbf{k} + \frac{1}{2}\mathbf{K} - \mathbf{Q}) u_j(-\mathbf{k} + \frac{1}{2}\mathbf{K}) \rangle \\ \times \bar{U}_p(\mathbf{Q}) \exp(i\mathbf{K} \cdot \mathbf{R}) d\mathbf{K} d\mathbf{Q} = 0. \end{aligned} \quad (\text{A14})$$

Now we introduce new variables, $\tilde{\mathbf{k}}_1$ and $\tilde{\mathbf{k}}_2$ determined by Eq. (A8). This allows us to rewrite Eq. (A14) in the form

$$\begin{aligned} \int i \left(k_i + \frac{1}{2} K_i - Q_i \right) f_{ij}(\mathbf{k} - \frac{1}{2}\mathbf{Q}, \mathbf{K} - \mathbf{Q}) \bar{U}_p(\mathbf{Q}) \\ \times \exp(i\mathbf{K} \cdot \mathbf{R}) d\mathbf{K} d\mathbf{Q} = 0. \end{aligned} \quad (\text{A15})$$

Since $|\mathbf{Q}| \ll |\mathbf{k}|$ we use the Taylor expansion (A10), and we also use the following identities, which are similar to Eq. (A11):

$$\begin{aligned} [f_{ij}(\mathbf{k}, \mathbf{R}) \bar{U}_p(\mathbf{R})]_{\mathbf{K}} &= \int f_{ij}(\mathbf{k}, \mathbf{K} - \mathbf{Q}) \bar{U}_p(\mathbf{Q}) d\mathbf{Q}, \\ \nabla_p [f_{ij}(\mathbf{k}, \mathbf{R}) \bar{U}_p(\mathbf{R})] &= \int iK_p [f_{ij}(\mathbf{k}, \mathbf{R}) \bar{U}_p(\mathbf{R})]_{\mathbf{K}} \\ &\times \exp(i\mathbf{K} \cdot \mathbf{R}) d\mathbf{K}. \end{aligned} \quad (\text{A16})$$

Therefore, Eq. (A15) yields Eq. (A13).

Here we split the tensor of magnetic fluctuations into nonhelical, h_{ij} , and helical, $h_{ij}^{(H)}$, parts. The helical part of the tensor of magnetic fluctuations depends on the magnetic helicity and it is not determined by Eq. (A2). The tensor $h_{ij}^{(H)}$ is determined by the dynamic equation which follows from the magnetic helicity conservation arguments (see, e.g., Kleeorin & Ruzmaikin 1982, Gruzinov & Diamond 1994, Kleeorin & Rogachevskii 1999, Kleeorin et al. 2000, 2002, Blackman & Brandenburg 2002).

1. Nonrotating shear free turbulence

Consider a nonrotating and shear free turbulence ($\Omega = 0$; $\nabla_i \bar{\mathbf{U}} = 0$), and we omit tensors $I_{ijmn}^\sigma(\bar{\mathbf{U}})$, $E_{ijmn}^\sigma(\bar{\mathbf{U}})$ and $J_{ijmn}^\sigma(\bar{\mathbf{U}})$ in Eqs. (A1)-(A3). First we solve Eqs. (A1)-(A3) neglecting the sources $I_{ij}^f, I_{ij}^h, I_{ij}^g$ with the large-scale spatial derivatives. Then we will take into account the terms with the large-scale spatial derivatives by perturbations. We start with Eqs. (A1)-(A3) written for nonhelical parts of the tensors, and then consider Eqs. (A1)-(A3) for helical parts of the tensors.

Now we subtract Eqs. (A1)-(A3) written for background turbulence (for $\bar{\mathbf{B}} = 0$) from those for $\bar{\mathbf{B}} \neq 0$, use the τ approximation [which is determined by Eqs. (5)-(7)], neglect the terms with the large-scale spatial derivatives, assume that $\eta k^2 \ll \tau^{-1}(k)$ and $\nu k^2 \ll \tau^{-1}(k)$ for the inertial range of turbulent fluid flow, and assume that the characteristic time of variation of the mean magnetic field $\bar{\mathbf{B}}$ is substantially larger than the correlation time $\tau(k)$ for all turbulence scales. Thus, we arrive to the following steady-state solution of the obtained equations:

$$\hat{f}_{ij}(\mathbf{k}) \approx f_{ij}^{(0)}(\mathbf{k}) + i\tau(\mathbf{k} \cdot \bar{\mathbf{B}}) \hat{\Phi}_{ij}^{(M)}(\mathbf{k}), \quad (\text{A17})$$

$$\hat{h}_{ij}(\mathbf{k}) \approx h_{ij}^{(0)}(\mathbf{k}) - i\tau(\mathbf{k} \cdot \bar{\mathbf{B}}) \hat{\Phi}_{ij}^{(M)}(\mathbf{k}), \quad (\text{A18})$$

$$\hat{g}_{ij}(\mathbf{k}) \approx i\tau(\mathbf{k} \cdot \bar{\mathbf{B}}) [\hat{f}_{ij}(\mathbf{k}) - \hat{h}_{ij}(\mathbf{k})], \quad (\text{A19})$$

where $\hat{f}_{ij}, \hat{h}_{ij}$ and \hat{g}_{ij} are solutions without the sources I_{ij}^f, I_{ij}^h and I_{ij}^g .

Now we split all correlation functions into symmetric and antisymmetric parts with respect to the wave number \mathbf{k} , e.g., $f_{ij} = f_{ij}^{(s)} + f_{ij}^{(a)}$, where $f_{ij}^{(s)} = [f_{ij}(\mathbf{k}) + f_{ij}(-\mathbf{k})]/2$ is the symmetric part and $f_{ij}^{(a)} = [f_{ij}(\mathbf{k}) - f_{ij}(-\mathbf{k})]/2$ is the antisymmetric part, and similarly for other tensors. Thus, Eqs. (A17)-(A19) yield

$$\hat{f}_{ij}^{(s)}(\mathbf{k}) \approx \frac{1}{1 + 2\psi} [(1 + \psi) f_{ij}^{(0,s)}(\mathbf{k}) + \psi h_{ij}^{(0,s)}(\mathbf{k})], \quad (\text{A20})$$

$$\hat{h}_{ij}^{(s)}(\mathbf{k}) \approx \frac{1}{1 + 2\psi} [\psi f_{ij}^{(0,s)}(\mathbf{k}) + (1 + \psi) h_{ij}^{(0,s)}(\mathbf{k})], \quad (\text{A21})$$

$$\hat{g}_{ij}^{(a)}(\mathbf{k}) \approx \frac{i\tau(\mathbf{k} \cdot \bar{\mathbf{B}})}{1 + 2\psi} [f_{ij}^{(0,s)}(\mathbf{k}) - h_{ij}^{(0,s)}(\mathbf{k})], \quad (\text{A22})$$

where $\psi(\mathbf{k}) = 2(\tau \mathbf{k} \cdot \bar{\mathbf{B}})^2$. The correlation functions $\hat{f}_{ij}^{(a)}(\mathbf{k})$, $\hat{h}_{ij}^{(a)}(\mathbf{k})$ and $\hat{g}_{ij}^{(s)}(\mathbf{k})$ vanish if we neglect the large-scale spatial derivatives, i.e., they are proportional to the first-order spatial derivatives. Equations (A20) and (A21) yield

$$\hat{f}_{ij}^{(s)}(\mathbf{k}) + \hat{h}_{ij}^{(s)}(\mathbf{k}) \approx f_{ij}^{(0,s)}(\mathbf{k}) + h_{ij}^{(0,s)}(\mathbf{k}), \quad (\text{A23})$$

which is in agreement with that a uniform mean magnetic field performs no work on the turbulence. A uniform mean magnetic field can only redistribute the energy between hydrodynamic fluctuations and magnetic fluctuation. A change of the total energy of fluctuations is caused by a nonuniform mean magnetic field.

Now we take into account the large-scale spatial derivatives in Eqs. (A1)-(A3) by perturbations. Their effect determines the following steady-state equations for the second moments \tilde{f}_{ij} , \tilde{h}_{ij} and \tilde{g}_{ij} :

$$\tilde{f}_{ij}^{(a)}(\mathbf{k}) = f_{ij}^{(0,a)}(\mathbf{k}) + i\tau(\mathbf{k} \cdot \bar{\mathbf{B}})\tilde{\Phi}_{ij}^{(M,s)}(\mathbf{k}) + \tau I_{ij}^f, \quad (\text{A24})$$

$$\tilde{h}_{ij}^{(a)}(\mathbf{k}) = h_{ij}^{(0,a)}(\mathbf{k}) - i\tau(\mathbf{k} \cdot \bar{\mathbf{B}})\tilde{\Phi}_{ij}^{(M,s)}(\mathbf{k}) + \tau I_{ij}^h, \quad (\text{A25})$$

$$\tilde{g}_{ij}^{(s)}(\mathbf{k}) = i\tau(\mathbf{k} \cdot \bar{\mathbf{B}})(\tilde{f}_{ij}^{(a)}(\mathbf{k}) - \tilde{h}_{ij}^{(a)}(\mathbf{k})) + \tau I_{ij}^g, \quad (\text{A26})$$

where $\tilde{\Phi}_{ij}^{(M,s)} = [\tilde{\Phi}_{ij}^{(M)}(\mathbf{k}) + \tilde{\Phi}_{ij}^{(M)}(-\mathbf{k})]/2$. Here \tilde{f}_{ij} , \tilde{h}_{ij} and \tilde{g}_{ij} denote the contributions to the second moments caused by the large-scale spatial derivatives. The correlation functions of the background turbulence $f_{ij}^{(0,a)}(\mathbf{k})$ and $h_{ij}^{(0,a)}(\mathbf{k})$ are determined by the inhomogeneity of turbulence [see Eqs. (8) and (9)].

The solution of Eqs. (A24)-(A26) yield

$$\tilde{\Phi}_{ij}^{(M,s)}(\mathbf{k}) = \frac{\tau}{1+2\psi} \{I_{ij}^g - I_{ji}^g + i(\mathbf{k} \cdot \bar{\mathbf{B}})[2(f_{ij}^{(0,a)} - h_{ij}^{(0,a)}) + \tau(I_{ij}^f - I_{ji}^f + I_{ji}^h - I_{ij}^h)]\}, \quad (\text{A27})$$

Substituting Eq. (A27) into Eqs. (A24)-(A26) we obtain the final expressions in \mathbf{k} -space for the nonhelical parts of the tensors $\tilde{f}_{ij}^{(a)}(\mathbf{k})$, $\tilde{h}_{ij}^{(a)}(\mathbf{k})$, $\tilde{g}_{ij}^{(s)}(\mathbf{k})$ and $\tilde{\Phi}_{ij}^{(M,s)}(\mathbf{k})$. In particular,

$$\begin{aligned} \tilde{\Phi}_{mn}^{(M,s)}(\mathbf{k}) = & \frac{\tau}{(1+2\psi)^2} \left[(1+\epsilon)(1+2\psi)(\delta_{nj}\delta_{mk} \right. \\ & - \delta_{mj}\delta_{nk} + k_{nk}\delta_{mj} - k_{mk}\delta_{nj}) - 2(\epsilon+2\psi)(k_{nj}\delta_{mk} \\ & \left. - k_{mj}\delta_{nk}) \right] \bar{B}_{j,k}. \end{aligned} \quad (\text{A28})$$

The correlation functions $\tilde{f}_{ij}^{(s)}(\mathbf{k})$, $\tilde{h}_{ij}^{(s)}(\mathbf{k})$ and $\tilde{g}_{ij}^{(a)}(\mathbf{k})$ are of the order of $\sim O(\nabla^2)$, i.e., they are proportional to the second-order spatial derivatives. Thus $\tilde{f}_{ij} + \tilde{h}_{ij}$ is the nonhelical part of the correlation function of the velocity field for a nonrotating turbulence, and similarly for other second moments.

Now we solve Eqs. (A1)-(A3) for helical parts of the tensors for a nonrotating turbulence using the same approach which we used in this Section. The steady-state solution of Eqs. (A1) and (A3) for the helical parts of the tensors reads:

$$f_{ij}^{(H)}(\mathbf{k}) \approx f_{ij}^{(0,H)}(\mathbf{k}) + i\tau(\mathbf{k} \cdot \bar{\mathbf{B}})\Phi_{ij}^{(M,H)}(\mathbf{k}), \quad (\text{A29})$$

$$g_{ij}^{(H)}(\mathbf{k}) \approx i\tau(\mathbf{k} \cdot \bar{\mathbf{B}})[f_{ij}^{(H)}(\mathbf{k}) - h_{ij}^{(H)}(\mathbf{k})], \quad (\text{A30})$$

where $\Phi_{ij}^{(M,H)}(\mathbf{k}) = g_{ij}^{(H)}(\mathbf{k}) - g_{ji}^{(H)}(-\mathbf{k})$ and $f_{ij}^{(0,H)}(\mathbf{k})$ is the helical part of the tensor for velocity field of the background turbulence. The tensor $h_{ij}^{(H)}$ is determined by the dynamic equation (see, e.g., Kleeorin & Ruzmaikin 1982, Gruzinov & Diamond 1994, Kleeorin & Rogachevskii 1999, Kleeorin et al. 2000, 2002, Blackman & Brandenburg 2002). The solution of Eqs. (A29) and (A30) yield

$$\Phi_{ij}^{(M,H)}(\mathbf{k}) = \frac{2i\tau(\mathbf{k} \cdot \bar{\mathbf{B}})}{1+\psi}(f_{ij}^{(0,H)} - h_{ij}^{(H)}). \quad (\text{A31})$$

Since $f_{ij}^{(0,H)}$ and $h_{ij}^{(H)}$ are of the order of $O(\nabla)$ we do not need to take into account the source terms with the large-scale spatial derivatives.

Now calculate the mean electromotive force $\mathcal{E}_i(\mathbf{r} = 0) = (1/2)\varepsilon_{inm} \int [\Phi_{mn}^{(M,H)}(\mathbf{k}) + \tilde{\Phi}_{mn}^{(M,s)}(\mathbf{k})] d\mathbf{k}$. Thus,

$$\begin{aligned} \mathcal{E}_i = & \varepsilon_{inm} \int \left[\frac{i\tau(\mathbf{k} \cdot \bar{\mathbf{B}})}{1+\psi}(f_{mn}^{(0,H)} - h_{mn}^{(H)}) + \frac{\tau}{1+2\psi} \{I_{mn}^g \right. \\ & \left. + i(\mathbf{k} \cdot \bar{\mathbf{B}})[f_{mn}^{(0,a)} - h_{mn}^{(0,a)} + \tau(I_{mn}^f - I_{mn}^h)] \} \right] d\mathbf{k}. \end{aligned} \quad (\text{A32})$$

For the integration in \mathbf{k} -space of the mean electromotive force we have to specify a model for the background turbulence (with zero mean magnetic field, $\mathbf{B} = 0$), which is given by Eqs. (8)-(9). After the integration in \mathbf{k} -space we obtain the nonlinear mean electromotive force:

$$\mathcal{E}_i = a_{ij}\bar{B}_j + b_{ijk}\bar{B}_{j,k}, \quad (\text{A33})$$

where $\bar{B}_{i,j} = \partial \bar{B}_i / \partial R_j$, ε_{ijk} is the Levi-Civita tensor, and the tensors a_{ij} and b_{ijk} are given by

$$\begin{aligned} a_{ij} = & \chi^v \phi^v(\beta) \delta_{ij} + \chi^c(\bar{\mathbf{B}}) \left[\frac{3}{2} P_{ij}(\beta) + \phi^m(\beta) \left(\beta_{ij} \right. \right. \\ & \left. \left. - \frac{1}{2}(1+\beta^2) P_{ij}(\beta) \right) \right] - \frac{1}{6} l_0 \varepsilon_{inm} K_{mj}^{(1)}(\sqrt{2}\beta) \\ & \times \nabla_n [\langle \mathbf{u}^2 \rangle^{(0)} - \langle \mathbf{b}^2 \rangle^{(0)}], \end{aligned} \quad (\text{A34})$$

$$\begin{aligned} b_{ijk} = & \frac{1}{2} \eta_\tau \left[(1+\epsilon) \varepsilon_{ijm} [\delta_{km} K_{pp}^{(1)}(\sqrt{2}\beta) - K_{km}^{(1)}(\sqrt{2}\beta)] \right. \\ & \left. + 2\varepsilon_{ink} [(1-\epsilon) \Psi_1 \{K_{jn}\}_{\sqrt{2}\beta} - K_{jn}^{(1)}(\sqrt{2}\beta)] \right], \end{aligned} \quad (\text{A35})$$

where $\epsilon = \langle \mathbf{b}^2 \rangle^{(0)} / \langle \mathbf{u}^2 \rangle^{(0)}$,

$$\begin{aligned}\Psi_1\{X\}_\beta &= 3X^{(1)}(\beta) - \frac{3}{2\pi}\bar{X}(\beta^2), \\ K_{ij}^{(1)}(\beta) &= \frac{3}{2\pi} \int_0^1 \bar{K}_{ij}(a(\bar{\tau}))\bar{\tau} d\bar{\tau} \\ &= \frac{3\beta^4}{\pi} \int_\beta^\infty \frac{\bar{K}_{ij}(X^2)}{X^5} dX,\end{aligned}$$

and all calculations are made for $q = 5/3$. Here $X^2 = \beta^2(k/k_0)^{2/3} = a = \beta^2/\bar{\tau}(k)$, the function \bar{K}_{ij} is determined in Appendix B, $\beta = 4\bar{B}/(u_0\sqrt{2\mu\rho})$, $P_{ij}(\beta) = \delta_{ij} - \beta_{ij}$, $\beta_{ij} = \bar{B}_i\bar{B}_j/\bar{B}^2$, $\phi^v(\beta) = (1/7)[4\phi^m(\beta) + 3\bar{L}(\beta)]$, $\phi^m(\beta) = (3/\beta^2)(1 - \arctan(\beta)/\beta)$, $\bar{L}(y) = 1 - 2y^2 + 2y^4 \ln(1 + y^{-2})$. The parameter $\chi^v = -\tau_0\mu^v/3$ is related with the hydrodynamic helicity μ^v of the background turbulence, and the function $\chi^c(\bar{\mathbf{B}}) = (\tau/3\mu\rho)\langle \mathbf{b} \cdot (\nabla \times \mathbf{b}) \rangle$ is related with current helicity. These parameters are written in the dimensional form. Since the mean electromotive force is determined partially by the function $a_{ij}(\bar{\mathbf{B}})\bar{B}_j$ and $P_{ij}(\beta)\bar{B}_j = 0$, we can drop the term $\propto P_{ij}(\beta)$ in Eq. (A34). Equations (A34) and (A35) yield

$$\begin{aligned}a_{ij} &= \frac{1}{6}\tau_0 \left[A_1^{(1)}(\sqrt{2}\beta) \varepsilon_{ijn} - A_2^{(1)}(\sqrt{2}\beta) \varepsilon_{inm} \beta_{mj} \right] \\ &\quad \times \nabla_n[\langle \mathbf{u}^2 \rangle^{(0)} - \langle \mathbf{b}^2 \rangle^{(0)}] + [\chi^v \phi^v(\beta) \\ &\quad + \chi^c(\bar{\mathbf{B}}) \phi^m(\beta)] \delta_{ij},\end{aligned}\quad (\text{A36})$$

$$\begin{aligned}b_{ijk} &= \eta_T \left[c_1(\bar{B}) \varepsilon_{ijk} + c_2(\bar{B}) \varepsilon_{ijn} \beta_{nk} \right. \\ &\quad \left. + c_3(\bar{B}) \varepsilon_{ink} \beta_{nj} \right],\end{aligned}\quad (\text{A37})$$

where $\beta_{ij} = \bar{B}_i\bar{B}_j/\bar{B}^2$, $c_k(\bar{B})$ are determined by Eqs. (17) in Section 3, the functions $\bar{A}_k(\beta^2)$ and $A_k^{(1)}(\beta)$ are defined in Appendixes B and C.

Following to Rädler (1980) we use an identity $\bar{B}_{j,k} = (\partial\bar{B})_{jk} - \varepsilon_{jkl}(\nabla \times \bar{\mathbf{B}})_l/2$ which allows us to rewrite Eq. (A33) for the electromotive force in the form of Eq. (2), where

$$\alpha_{ij}(\bar{\mathbf{B}}) = \frac{1}{2}(a_{ij} + a_{ji}), \quad V_k^{\text{eff}}(\bar{\mathbf{B}}) = \frac{1}{2}\varepsilon_{kji}a_{ij}, \quad (\text{A38})$$

$$\eta_{ij}(\bar{\mathbf{B}}) = \frac{1}{4}(\varepsilon_{ikp}b_{jkp} + \varepsilon_{jkp}b_{ikp}), \quad (\text{A39})$$

$$\delta_i = \frac{1}{4}(b_{jji} - b_{jij}), \quad \kappa_{ijk}(\bar{\mathbf{B}}) = -\frac{1}{2}(b_{ijk} + b_{ikj}). \quad (\text{A40})$$

Using Eqs. (A38)-(A40) and (A36)-(A37) we derive equations for the coefficients defining mean electromotive force for a nonrotating turbulence. In particular,

$$\alpha_{ij}(\bar{\mathbf{B}}) = [\chi^v \phi^v(\beta) + \chi^c(\bar{\mathbf{B}}) \phi^m(\beta)] \delta_{ij}, \quad (\text{A41})$$

$$\begin{aligned}\mathbf{V}^{\text{eff}} &= \eta_T \left[\mathbf{V}_d(\bar{B}) - \frac{c_3(\bar{B})}{2} \mathbf{\Lambda}^{(B)} \right. \\ &\quad \left. + \frac{c_2(\bar{B})}{\bar{B}^2} (\bar{\mathbf{B}} \cdot \nabla) \bar{\mathbf{B}} \right],\end{aligned}\quad (\text{A42})$$

$$\eta_{ij} = \eta_T c_1(\bar{B}) \delta_{ij}, \quad (\text{A43})$$

where

$$\mathbf{V}_d(\bar{B}) = -\frac{1}{2}c_1(\bar{B})(\mathbf{\Lambda}^{(u)} - \epsilon \mathbf{\Lambda}^{(b)}), \quad (\text{A44})$$

and $\mathbf{\Lambda}^{(B)} = (\nabla \bar{\mathbf{B}}^2)/\bar{\mathbf{B}}^2$.

2. Uniformly rotating shear free turbulence

Now we study the effect of a mean uniform rotation of the fluid on the mean electromotive force in a shear free turbulence. We consider a slow rotation rate ($\tau\Omega \ll 1$), i.e., we neglect terms $\sim O(\Omega^2)$. We also neglect terms $\sim O(\nabla^2)$. However, we take into account terms $\sim O(\Omega_i \nabla_j)$, that is possible by the following symmetry reasons. The tensor $\Omega_i \nabla_j$ is a pseudo tensor, while $\Omega_i \Omega_j$ and $\nabla_i \nabla_j$ are true tensors. This implies that a pseudo tensor quantity includes terms $\propto \Omega_i \nabla_j$, but does not include terms $\propto \Omega_i \Omega_j$ and $\propto \nabla_i \nabla_j$. On the other hand, a true tensor quantity does not include terms $\propto \Omega_i \nabla_j$, but it may include the terms $\propto \Omega_i \Omega_j$ and $\propto \nabla_i \nabla_j$. The steady-state solution of Eqs. (A1) and (A3) for the nonhelical parts of the tensors for a rotating turbulence reads:

$$N_{ijpq}^f(\Omega) f_{pq} = \tau \{ i(\mathbf{k} \cdot \bar{\mathbf{B}}) \Phi_{ij}^{(M)} + I_{ij}^f \}, \quad (\text{A45})$$

$$N_{jn}^g(\Omega) g_{in} = \tau \{ i(\mathbf{k} \cdot \bar{\mathbf{B}}) [f_{ij}(\mathbf{k}) - h_{ij}(\mathbf{k})] + I_{ij}^g \}, \quad (\text{A46})$$

where $N_{ijpq}^f(\Omega) = \delta_{ip}\delta_{jq} - \tau M_{ijpq}^\Omega$ and $N_{ij}^g(\Omega) = \delta_{ij} - \tau D_{ij}^\Omega$. Here we use the following notations: the total correlation function is $f_{ij} = \bar{f}_{ij} + f_{ij}^\Omega$, where $\bar{f}_{ij} = \hat{f}_{ij} + \tilde{f}_{ij}$ is the correlation functions for a nonrotating turbulence, and f_{ij}^Ω determines the contribution to the correlation function of the velocity field caused by a uniform rotation. The similar notations are for other correlation functions. Now we solve Eqs. (A2), (A45) and (A46) by iteration which yields

$$\begin{aligned}f_{ij}^\Omega(\mathbf{k}) &= \tau \{ M_{ijpq}^\Omega \bar{f}_{pq} + i(\mathbf{k} \cdot \bar{\mathbf{B}}) \Phi_{ij}^{(M,\Omega)} \\ &\quad + I_{ij}^{f,\Omega}(g_{ij}^\Omega) \},\end{aligned}\quad (\text{A47})$$

$$h_{ij}^\Omega(\mathbf{k}) = -\tau \{ i(\mathbf{k} \cdot \bar{\mathbf{B}}) \Phi_{ij}^{(M,\Omega)} - I_{ij}^{h,\Omega}(g_{ij}^\Omega) \}, \quad (\text{A48})$$

$$\begin{aligned}g_{ij}^\Omega(\mathbf{k}) &= \tau \{ D_{jn}^\Omega \bar{g}_{in} + i(\mathbf{k} \cdot \bar{\mathbf{B}}) [f_{ij}^\Omega - h_{ij}^\Omega] \\ &\quad + I_{ij}^{g,\Omega}(f_{ij}^\Omega, h_{ij}^\Omega) \},\end{aligned}\quad (\text{A49})$$

where $\Phi_{ij}^{(M,\Omega)}(\mathbf{k}) = g_{ij}^\Omega(\mathbf{k}) - g_{ji}^\Omega(-\mathbf{k})$, the source terms $I_{ij}^{f,\Omega}(g_{ij}^\Omega)$, $I_{ij}^{h,\Omega}(g_{ij}^\Omega)$ and $I_{ij}^{g,\Omega}(f_{ij}^\Omega, h_{ij}^\Omega)$ are determined by Eqs. (A4)-(A6), where f_{ij} , h_{ij} , g_{ij} are replaced by f_{ij}^Ω , h_{ij}^Ω , g_{ij}^Ω , respectively. The solution of Eqs. (A47)-(A49) yield equation for the symmetric part $\Phi_{ij}^{(M,\Omega,s)}$ of the tensor:

$$\Phi_{ij}^{(M,\Omega,s)}(\mathbf{k}) = \frac{\tau}{1+2\psi} \{ D_{jn}^\Omega \bar{g}_{in} - D_{in}^\Omega \bar{g}_{jn} + i\tau(\mathbf{k} \cdot \bar{\mathbf{B}}) [I_{ij}^{f,\Omega}$$

$$\begin{aligned}
& -I_{ji}^{f,\Omega} + I_{ji}^{h,\Omega} - I_{ij}^{h,\Omega} + 2M_{ijpq}^{\Omega} \bar{f}_{pq} \\
& + I_{ij}^{g,\Omega} - I_{ji}^{g,\Omega} \}. \quad (\text{A50})
\end{aligned}$$

Thus, the effect of rotation on the mean electromotive force, $\mathcal{E}_i^{\Omega}(\mathbf{r} = 0) \equiv (1/2)\varepsilon_{inm} \int \Phi_{mn}^{(M,\Omega,s)} d\mathbf{k}$, is determined by

$$\begin{aligned}
\mathcal{E}_i^{\Omega} = & \varepsilon_{inm} \int \frac{\tau}{1+2\psi} \{ D_{np}^{\Omega} \bar{g}_{mp} + i\tau(\mathbf{k} \cdot \bar{\mathbf{B}}) [M_{mnpq}^{\Omega} \bar{f}_{pq} \\
& + I_{mn}^{f,\Omega} - I_{mn}^{h,\Omega}] + I_{mn}^{g,\Omega} \} d\mathbf{k}. \quad (\text{A51})
\end{aligned}$$

Now we use the following identities:

$$\begin{aligned}
\varepsilon_{inm} \hat{D}_{np}^{\Omega} \bar{g}_{mp} &= 2\Omega_m (k_{im} \bar{g}_{pp} - k_{nm} \bar{g}_{ni}), \\
\varepsilon_{inm} \tilde{D}_{np}^{\Omega} \hat{g}_{mp} &= 2i(T_i \hat{g}_{pp} - T_n \hat{g}_{ni}), \\
\varepsilon_{inm} \hat{M}_{mnpq}^{\Omega} \bar{f}_{pq} &= 2\Omega_m k_{nm} (\bar{f}_{in} - \bar{f}_{ni}), \\
i\varepsilon_{inm} \tilde{M}_{mnpq}^{\Omega} \hat{f}_{pq} &= 4(T_i \hat{f}_{pp} - T_n \hat{f}_{in}),
\end{aligned}$$

where $T_i = \Omega_m T_{mip} \nabla_p$. We also take into account that

$$\begin{aligned}
k_n \bar{f}_{ni} &= (i/2) \nabla_n \hat{f}_{ni}, \quad k_n \bar{f}_{in} = -(i/2) \nabla_n \hat{f}_{in}, \\
k_n \bar{g}_{ni} &= (i/2) \nabla_n \hat{g}_{ni}.
\end{aligned}$$

These equations follow from the condition $\nabla \cdot \mathbf{u} = 0$. Thus we obtain that the effect of rotation on the mean electromotive force is determined by $\mathcal{E}_i^{\Omega} \equiv a_{ij}^{\Omega} \bar{B}_j + b_{ijk}^{\Omega} \bar{B}_{j,k}$, where

$$a_{ij}^{\Omega} = \int \frac{2\tau^2 \Omega_m}{1+2\psi} \nabla_k \left\{ (k_{ijmk} - k_{ikj} \delta_{mk}) \left[2\langle \mathbf{u}^2 \rangle^{(0)} \right. \right.$$

$$\begin{aligned}
& + \frac{1-2\psi}{1+2\psi} [\langle \mathbf{u}^2 \rangle^{(0)} - \langle \mathbf{b}^2 \rangle^{(0)}] \\
& + k_{im} \delta_{jk} [\langle \mathbf{u}^2 \rangle^{(0)} + \langle \mathbf{b}^2 \rangle^{(0)}] \} d\mathbf{k}, \quad (\text{A52})
\end{aligned}$$

$$\begin{aligned}
b_{ijk}^{\Omega} = & \int \frac{2\tau^2 \Omega_m}{(1+2\psi)^2} \left[2(\psi+1) k_{ijmk} - 2\psi k_{jm} \delta_{ik} \right. \\
& - k_{ij} \delta_{mk} [\langle \mathbf{u}^2 \rangle^{(0)} - \langle \mathbf{b}^2 \rangle^{(0)}] \\
& \left. - k k_{ijm} \frac{\partial}{\partial k_k} [\langle \mathbf{u}^2 \rangle^{(0)} + \langle \mathbf{b}^2 \rangle^{(0)}] \right] d\mathbf{k}, \quad (\text{A53})
\end{aligned}$$

and we used the identities:

$$\begin{aligned}
(\mathbf{k} \cdot \bar{\mathbf{B}}) \nabla_k \psi &= 2\psi k_j \bar{B}_{j,k}, \\
\frac{\partial \psi}{\partial k_i} &= 4\tau^2 (\mathbf{k} \cdot \bar{\mathbf{B}}) \bar{B}_i - (q-1)\psi \frac{k_i}{k^2}.
\end{aligned}$$

Now we use the following identities:

$$\begin{aligned}
\bar{B}_j \bar{I}_{ijmn} \Omega_m \Lambda_n &= \{ (\bar{C}_1 + \bar{C}_2) [\Omega_i \Lambda_j + \Omega_j \Lambda_i \\
& + \delta_{ij} (\boldsymbol{\Omega} \cdot \boldsymbol{\Lambda})] + (\bar{C}_2 + 3\bar{C}_3) \delta_{ij} (\boldsymbol{\Omega} \cdot \hat{\boldsymbol{\beta}}) (\boldsymbol{\Lambda} \cdot \hat{\boldsymbol{\beta}}) \} \bar{B}_j, \\
\bar{I}_{ij} \Omega_j (\bar{\mathbf{B}} \cdot \boldsymbol{\Lambda}) &= [\bar{A}_1 \Omega_i \Lambda_j + \bar{A}_2 \delta_{ij} (\boldsymbol{\Omega} \cdot \hat{\boldsymbol{\beta}}) (\boldsymbol{\Lambda} \cdot \hat{\boldsymbol{\beta}})] \bar{B}_j, \\
\bar{B}_j \bar{I}_{ij} &= (\bar{A}_1 + \bar{A}_2) \bar{B}_i, \\
\bar{B}_{j,i} \bar{I}_{jmn} \Omega_m &= \bar{A}_1 \nabla_i (\boldsymbol{\Omega} \cdot \bar{\mathbf{B}}) + \frac{1}{2} \bar{A}_2 \Lambda_i^{(B)} (\boldsymbol{\Omega} \cdot \bar{\mathbf{B}}), \\
\bar{B}_{j,m} \bar{I}_{ij} \Omega_m &= [\bar{A}_1 (\boldsymbol{\Omega} \cdot \nabla) + \frac{1}{2} \bar{A}_2 (\boldsymbol{\Omega} \cdot \boldsymbol{\Lambda}^{(B)})] \bar{B}_i,
\end{aligned}$$

$$\begin{aligned}
\bar{B}_{j,k} \bar{I}_{ijmk} \Omega_m &= \bar{C}_1 (\Omega_j \delta_{ik} + \Omega_k \delta_{ij}) \bar{B}_{j,k} + \frac{1}{2} \left\{ \bar{C}_3 [2\Lambda_i^{(B)} (\boldsymbol{\Omega} \cdot \bar{\mathbf{B}}) + \Omega_i (\boldsymbol{\Lambda}^{(B)} \cdot \bar{\mathbf{B}})] + \bar{C}_3 \bar{B}_i \left[(\boldsymbol{\Omega} \cdot \boldsymbol{\Lambda}^{(B)}) \right. \right. \\
& \left. \left. + \frac{2}{\bar{B}} (\hat{\boldsymbol{\beta}} \cdot \nabla) (\boldsymbol{\Omega} \cdot \bar{\mathbf{B}}) \right] + \bar{C}_2 (\boldsymbol{\Omega} \cdot \hat{\boldsymbol{\beta}}) (\boldsymbol{\Lambda}^{(B)} \cdot \hat{\boldsymbol{\beta}}) \bar{B}_i \right\} - \bar{C}_3 \frac{1}{\bar{B}} (\boldsymbol{\Omega} \cdot \hat{\boldsymbol{\beta}}) (\bar{\mathbf{B}} \times (\nabla \times \bar{\mathbf{B}})), \\
\bar{B}_j (\bar{\mathbf{B}} \cdot \nabla) \bar{B}_n \bar{I}_{ijmn} \Omega_m &= \frac{1}{2} \left[(\bar{C}_1 + \bar{C}_3) \{ [\Lambda_i^{(B)} (\boldsymbol{\Omega} \cdot \bar{\mathbf{B}}) + \Omega_i (\boldsymbol{\Lambda}^{(B)} \cdot \bar{\mathbf{B}}) + \bar{B}_i (\boldsymbol{\Omega} \cdot \boldsymbol{\Lambda}^{(B)})] \bar{B}^2 - 2[\Omega_j \bar{B}_i \right. \\
& \left. + \delta_{ij} (\boldsymbol{\Omega} \cdot \bar{\mathbf{B}})] (\bar{\mathbf{B}} \times (\nabla \times \bar{\mathbf{B}}))_j \} + (\bar{C}_2 + 3\bar{C}_3) (\boldsymbol{\Omega} \cdot \bar{\mathbf{B}}) (\boldsymbol{\Lambda}^{(B)} \cdot \bar{\mathbf{B}}) \right].
\end{aligned}$$

Integration in \mathbf{k} -space yields

$$\begin{aligned}
a_{ij}^{\Omega} = & \frac{2}{3} l_0^2 \left\{ E_3 \Omega_j \Lambda_i^{(B)} + E_4 \Omega_i \Lambda_j^{(B)} + \frac{1}{\bar{B}^2} \left[\delta_{ij} \left(E_5 (\boldsymbol{\Omega} \cdot \boldsymbol{\Lambda}^{(B)}) \bar{B}^2 + [E_6 (\bar{\mathbf{B}} \cdot \boldsymbol{\Lambda}^{(B)}) + E_7 (\bar{\mathbf{B}} \cdot \nabla)] (\boldsymbol{\Omega} \cdot \bar{\mathbf{B}}) \right. \right. \right. \\
& \left. \left. + E_8 \boldsymbol{\Omega} \cdot (\bar{\mathbf{B}} \times (\nabla \times \bar{\mathbf{B}})) \right) - E_9 \varepsilon_{ijm} (\nabla \times \bar{\mathbf{B}})_m (\boldsymbol{\Omega} \cdot \bar{\mathbf{B}}) \right] + E_{10} \Omega_j \Lambda_i^{(v)} + E_{11} \Omega_i \Lambda_j^{(v)} + \delta_{ij} \left(E_{12} (\boldsymbol{\Omega} \cdot \boldsymbol{\Lambda}^{(v)}) \right. \\
& \left. \left. + E_{13} \frac{1}{\bar{B}^2} (\boldsymbol{\Omega} \cdot \bar{\mathbf{B}}) (\bar{\mathbf{B}} \cdot \boldsymbol{\Lambda}^{(v)}) \right) + \epsilon \left[E_{14} \Omega_j \Lambda_i^{(b)} + E_{15} \Omega_i \Lambda_j^{(b)} + \delta_{ij} \left(E_{16} (\boldsymbol{\Omega} \cdot \boldsymbol{\Lambda}^{(b)}) + E_{17} \frac{1}{\bar{B}^2} (\boldsymbol{\Omega} \cdot \bar{\mathbf{B}}) (\bar{\mathbf{B}} \cdot \boldsymbol{\Lambda}^{(b)}) \right) \right] \right\},
\end{aligned}$$

$$(A54)$$

$$b_{ijk}^\Omega = \frac{2}{3} l_0^2 (E_1 \Omega_j \delta_{ik} + E_2 \Omega_k \delta_{ij}) , \quad (A55)$$

where

$$\begin{aligned} \Psi_1\{X\}_y &= 3X^{(1)}(y) - \frac{3}{2\pi} \bar{X}(y^2) , \\ \Psi_2\{X\}_y &= 4X^{(2)}(y) - \frac{3}{2\pi} \bar{X}(y^2) , \\ \Psi_3\{X\}_y &= 6X^{(2)}(y) - \frac{3}{\pi} \bar{X}(y^2) + \frac{3}{4\pi} y^2 \bar{X}'_{z=y^2} , \\ \Psi_4\{X\}_y &= (2 - q - \epsilon q) \Psi_2\{X\}_y + 4(1 - \epsilon) \Psi_3\{X\}_y \\ &\quad - (q + \epsilon(q + 2)) X^{(2)}(y) , \\ \Psi_5\{X\}_y &= 2\Psi_2\{X\}_y + X^{(2)}(y) , \\ \Psi_6\{X\}_y &= -2\Psi_2\{X\}_y + X^{(2)}(y) , \end{aligned} \quad (A56)$$

$\bar{X}' = d\bar{X}/dz$, and all calculations are made for $q = 5/3$,

$$\begin{aligned} E_1 &= \left[\Psi_4\{C_1\}_y + (1 - \epsilon) \Psi_2\{A_1\}_y + 2\epsilon A_1^{(2)}(y) \right]_{y=\sqrt{2}\beta} , \\ E_2 &= \left[\Psi_4\{C_1\}_y - (1 - \epsilon) (\Psi_2 + 4\Psi_3)\{A_1\}_y \right. \\ &\quad \left. + (1 + \epsilon) A_1^{(2)}(y) \right]_{y=\sqrt{2}\beta} , \\ E_3 &= E_7 - \frac{1}{2} E_8 + \frac{1}{2} \left[(1 - \epsilon) \Psi_2\{A_2\}_y \right. \\ &\quad \left. + 2\epsilon A_2^{(2)}(y) \right]_{y=\sqrt{2}\beta} , \\ E_4 &= \frac{1}{2} (E_7 - E_8) , \\ E_5 &= E_4 + \frac{1}{2} \left[(1 + \epsilon) A_2^{(2)}(y) - (1 - \epsilon) (\Psi_2 \right. \\ &\quad \left. + 4\Psi_3)\{A_2\}_y \right]_{y=\sqrt{2}\beta} , \\ E_6 &= \frac{1}{2} \left[\Psi_4\{C_2\}_y - 2(1 + \epsilon) y^2 \Psi_1\{C_2 + 3C_3\}_y \right]_{y=\sqrt{2}\beta} , \\ E_7 &= \Psi_4\{C_3\}_{y=\sqrt{2}\beta} , \quad E_9 = E_7 - E_8 , \\ E_8 &= 4(1 + \epsilon) \beta^2 \Psi_1\{C_1 + C_3\}_{\sqrt{2}\beta} , \\ E_{10} &= \Psi_5\{C_1 + C_3\}_{\sqrt{2}\beta} , \quad E_{11} = E_{10} + A_1(\sqrt{2}\beta) , \\ E_{12} &= E_{10} - \Psi_5\{A_1 + A_2\}_{\sqrt{2}\beta} , \\ E_{13} &= \left[\Psi_5\{C_2 + 3C_3\}_y + A_2(y) \right]_{y=\sqrt{2}\beta} , \\ E_{14} &= \Psi_6\{C_1 + C_3\}_{\sqrt{2}\beta} , \quad E_{15} = E_{14} + A_1(\sqrt{2}\beta) , \\ E_{16} &= E_{14} - \Psi_6\{A_1 + A_2\}_{\sqrt{2}\beta} , \\ E_{17} &= \left[\Psi_6\{C_2 + 3C_3\}_y + A_2(y) \right]_{y=\sqrt{2}\beta} . \end{aligned}$$

Note that $\Psi_1\{A_1\}_y = A_1^{(1)}(y) + (1/2)A_2^{(1)}(y)$. The asymptotic formulas for the tensors a_{ij}^Ω and b_{ijk}^Ω for a weak mean magnetic field $\bar{B} \ll \bar{B}_{\text{eq}}/4$ are given by

$$a_{ij}^\Omega = \frac{2\tau_0^2}{45} \left[(\Omega_i \nabla_j + \Omega_j \nabla_i) (11 \langle \mathbf{u}^2 \rangle^{(0)} + 3 \langle \mathbf{b}^2 \rangle^{(0)}) - 8 \delta_{ij} (\boldsymbol{\Omega} \cdot \boldsymbol{\nabla}) (3 \langle \mathbf{u}^2 \rangle^{(0)} - \langle \mathbf{b}^2 \rangle^{(0)}) \right] , \quad (A57)$$

$$b_{ijk}^\Omega = \frac{4l_0^2}{135} \left[(11 - \epsilon) \Omega_j \delta_{ik} - 2(2 - 7\epsilon) \Omega_k \delta_{ij} \right] , \quad (A58)$$

and for $\bar{B} \gg \bar{B}_{\text{eq}}/4$ they are given by

$$a_{ij}^\Omega = -\frac{5l_0^2}{3\beta} \delta_{ij} (\boldsymbol{\Omega} \cdot \boldsymbol{\Lambda}^{(B)}) (1 - 1.2\epsilon) - \frac{\tau_0^2}{3\beta^2} \left[\delta_{ij} (\boldsymbol{\Omega} \cdot \boldsymbol{\nabla}) - \frac{6\pi\beta}{7\sqrt{2}} \Omega_i \nabla_j \right] (\langle \mathbf{u}^2 \rangle + \langle \mathbf{b}^2 \rangle) , \quad (A59)$$

$$b_{ijk}^\Omega = -\frac{\pi l_0^2}{14\sqrt{2}\beta} \left[(7 - 9\epsilon) \Omega_j \delta_{ik} - (23 - 21\epsilon) \Omega_k \delta_{ij} \right] . \quad (A60)$$

Using Eqs. (A38)-(A40) and (A54)-(A55) we derive formulas for the contributions to the coefficients defining the mean electromotive force due to a uniform rotation. In particular, the isotropic contribution to the hydrodynamic part of the α effect caused by a uniform rotation is given by

$$\alpha_{ij}^\Omega = \alpha^\Omega \delta_{ij} , \quad (A61)$$

where α^Ω is given by Eq. (15), and the quenching functions $\phi_1^\Omega(\bar{B})$ and $\phi_2^\Omega(\bar{B})$ which determine α^Ω , are given by

$$\phi_1^\Omega(\bar{B}) = \Psi_5\{A_1 + A_2 - C_1 - C_3\}_{\sqrt{2}\beta} , \quad (A62)$$

$$\phi_2^\Omega(\bar{B}) = \Psi_6\{A_1 + A_2 - C_1 - C_3\}_{\sqrt{2}\beta} . \quad (A63)$$

The coefficients defining the mean electromotive force due to a uniform rotation for a weak mean magnetic field $\bar{B} \ll \bar{B}_{\text{eq}}/4$ are given by:

$$\alpha_{ij}^\Omega = \frac{2\tau_0^2}{45} \left[(\Omega_i \nabla_j + \Omega_j \nabla_i) (11 \langle \mathbf{u}^2 \rangle^{(0)} + 3 \langle \mathbf{b}^2 \rangle^{(0)}) - 8 \delta_{ij} (\boldsymbol{\Omega} \cdot \boldsymbol{\nabla}) (3 \langle \mathbf{u}^2 \rangle^{(0)} - \langle \mathbf{b}^2 \rangle^{(0)}) \right] , \quad (A64)$$

$$\delta^\Omega = -\frac{2l_0^2}{9} (1 - \epsilon) \boldsymbol{\Omega} , \quad (A65)$$

$$\kappa_{ijk}^\Omega = -\frac{14l_0^2}{135} \left[1 + \frac{13}{7}\epsilon \right] (\Omega_j \delta_{ik} + \Omega_k \delta_{ij}) , \quad (A66)$$

and for $\bar{B} \gg \bar{B}_{\text{eq}}/4$ they are given by

$$\alpha_{ij}^{\Omega} = -\frac{\delta_{ij}}{3\beta^2} \left[5l_0^2 \beta (\mathbf{\Omega} \cdot \mathbf{\Lambda}^{(B)}) (1 - 1.2\epsilon) + \tau_0^2 (\mathbf{\Omega} \cdot \mathbf{\nabla}) (\langle \mathbf{u}^2 \rangle + \langle \mathbf{b}^2 \rangle) \right] + \frac{\pi \tau_0^2}{7\sqrt{2}\beta} (\Omega_i \nabla_j + \Omega_j \nabla_i) (\langle \mathbf{u}^2 \rangle + \langle \mathbf{b}^2 \rangle), \quad (\text{A67})$$

$$\delta^{\Omega} = \frac{15\pi l_0^2}{14\sqrt{2}\beta} (1 - \epsilon) \mathbf{\Omega}, \quad (\text{A68})$$

$$\kappa_{ijk}^{\Omega} = -\frac{\pi l_0^2}{2\sqrt{2}\beta} \left[1 - \frac{6}{7}\epsilon \right] (\Omega_j \delta_{ik} + \Omega_k \delta_{ij}), \quad (\text{A69})$$

$\eta_{ij}^{\Omega} = O(\Omega^2)$, and we took into account that $\langle \mathbf{u}^2 \rangle + \langle \mathbf{b}^2 \rangle \approx \langle \mathbf{u}^2 \rangle^{(0)} + \langle \mathbf{b}^2 \rangle^{(0)}$ [see Eq. (A23)]. Asymptotic formulas (A57)-(A58) and (A64)-(A66) for $\bar{B} \ll \bar{B}_{\text{eq}}/4$ coincide with those obtained in Rädler et al. (2003) for $q = 5/3$.

3. The effect of the differential rotation on the mean electromotive force

Now we study the effect of the mean differential rotation (the mean velocity shear) on the mean electromo-

tive force. We take into account the tensors $I_{ijmn}^{\sigma}(\bar{\mathbf{U}})$, $E_{ijmn}^{\sigma}(\bar{\mathbf{U}})$ and $J_{ijmn}^{\sigma}(\bar{\mathbf{U}})$ in Eqs. (A1)-(A3), and we neglect terms $\sim O(\nabla^2)$. Then analysis performed in Rogachevskii & Kleeorin (2004) yields the contribution, \mathcal{E}_i^{σ} , to the mean electromotive force caused by a mean velocity shear:

$$\mathcal{E}_i^{\sigma} = b_{ijk}^{\sigma} \bar{B}_{j,k}, \quad (\text{A70})$$

where the tensor b_{ijk}^{σ} is given by

$$b_{ijk}^{\sigma} = l_0^2 \left[\sum_{n=1}^7 D_n S_{ijk}^{(n)} \right], \quad (\text{A71})$$

the coefficient $D_3 = 0$, and the other coefficients calculated for $q = 5/3$ are given by

$$\begin{aligned} D_1 &= \frac{1}{3} \left[A_1^{(2)} - 3A_2^{(2)} - 18C_1^{(2)} + \epsilon \left(A_1^{(2)} + A_2^{(2)} + \frac{2}{3}C_1^{(2)} \right) + \tilde{\Psi}_1 \left\{ A_1 + 2A_2 + \frac{22}{3}C_1 - \epsilon(2A_1 + A_2 + 6C_1) \right\} \right. \\ &\quad \left. + \tilde{\Psi}_2 \left\{ -A_1 + \frac{1}{3}C_1 + \epsilon \left(A_1 - \frac{11}{3}C_1 \right) \right\} - (1 - \epsilon) \tilde{\Psi}_3 \{ C_1 \} - \tilde{\Psi}_0 \{ 2A_1 - 3C_1 \} \right], \\ D_2 &= \frac{1}{3} \left[-(A_1^{(2)} + A_2^{(2)} + 4C_1^{(2)}) + \epsilon \left(-A_1^{(2)} + A_2^{(2)} + \frac{32}{3}C_1^{(2)} \right) + \tilde{\Psi}_1 \left\{ -A_1 + A_2 + \frac{70}{3}C_1 - 2\epsilon(A_2 + 19C_1) \right\} \right. \\ &\quad \left. + \tilde{\Psi}_2 \left\{ A_1 - \frac{71}{3}C_1 - \epsilon \left(A_1 - \frac{79}{3}C_1 \right) \right\} + (1 - \epsilon) \left(\tilde{\Psi}_3 \{ -2A_1 + 7C_1 \} - \frac{16}{3} \tilde{\Psi}_4 \{ C_1 \} + 8 \tilde{\Psi}_5 \{ C_1 \} \right) \right. \\ &\quad \left. + \tilde{\Psi}_0 \left\{ 2A_1 - \frac{11}{3}C_1 \right\} \right], \\ D_4 &= \frac{1}{6} \left[3A_1^{(2)} + A_2^{(2)} - \frac{14}{3}C_1^{(2)} + \epsilon \left(3A_1^{(2)} - A_2^{(2)} - \frac{26}{3}C_1^{(2)} \right) - \tilde{\Psi}_1 \left\{ A_1 + A_2 - \frac{4}{3}C_1 - 2\epsilon \left(A_1 + A_2 + \frac{2}{3}C_1 \right) \right\} \right. \\ &\quad \left. + (1 - \epsilon) \left(\tilde{\Psi}_2 \{ A_1 + C_1 \} - \tilde{\Psi}_3 \{ C_1 \} \right) + \tilde{\Psi}_0 \{ C_1 \} \right], \\ D_5 &= \frac{1}{6} \left[A_1^{(2)} + A_2^{(2)} - \frac{14}{3}C_1^{(2)} + \epsilon \left(A_1^{(2)} - A_2^{(2)} - \frac{26}{3}C_1^{(2)} \right) - \tilde{\Psi}_1 \left\{ A_1 - A_2 - \frac{4}{3}C_1 - 2\epsilon \left(A_1 - A_2 + \frac{2}{3}C_1 \right) \right\} \right. \\ &\quad \left. + (1 - \epsilon) \left(\tilde{\Psi}_2 \{ A_1 + C_1 \} - \tilde{\Psi}_3 \{ C_1 \} \right) + \tilde{\Psi}_0 \{ C_1 \} \right], \\ D_6 &= \frac{1}{3} \left[A_2^{(2)} - 4C_3^{(2)} - \epsilon \left(A_2^{(2)} - \frac{32}{3}C_3^{(2)} \right) + \tilde{\Psi}_1 \left\{ -3A_2 + \frac{70}{3}C_3 + 2\epsilon(A_2 - 19C_3) \right\} - \frac{1}{3}(71 - 79\epsilon) \tilde{\Psi}_2 \{ C_3 \} \right. \\ &\quad \left. - (1 - \epsilon) \left(\tilde{\Psi}_3 \{ A_2 - 7C_3 \} + \frac{16}{3} \tilde{\Psi}_4 \{ C_3 \} - 8 \tilde{\Psi}_5 \{ C_3 \} \right) + \tilde{\Psi}_0 \left\{ A_2 - \frac{11}{3}C_3 \right\} \right], \\ D_7 &= \frac{1}{6} \left[A_2^{(2)} - \frac{14}{3}C_3^{(2)} + \epsilon \left(3A_2^{(2)} - \frac{26}{3}C_3^{(2)} \right) + \tilde{\Psi}_1 \left\{ A_2 + \frac{4}{3}(1 + \epsilon)C_3 \right\} + (1 - \epsilon) \left(\tilde{\Psi}_2 \{ 2A_2 + C_3 \} \right. \right. \end{aligned}$$

$$-\tilde{\Psi}_3\{A_2 + C_3\} \Big) + \tilde{\Psi}_0\{A_2 + C_3\} \Big] ,$$

and

$$\begin{aligned} S_{ijk}^{(1)} &= \varepsilon_{ijp}(\partial\bar{U})_{pk} , & S_{ijk}^{(2)} &= \varepsilon_{ikp}(\partial\bar{U})_{pj} , \\ S_{ijk}^{(3)} &= \varepsilon_{jkp}(\partial\bar{U})_{pi} , & S_{ijk}^{(4)} &= \bar{W}_k\delta_{ij} , & S_{ijk}^{(5)} &= \bar{W}_j\delta_{ik} , \\ S_{ijk}^{(6)} &= \varepsilon_{ikp}\beta_{jq}(\partial\bar{U})_{pq} , & S_{ijk}^{(7)} &= \bar{W}_k\beta_{ij} . \end{aligned}$$

The coefficients defining the "shear-current" effect and the nonhelical α effect are determined by

$$\sigma_0 = \frac{1}{2}(D_2 + 2D_4 + D_6 + 2D_7) , \quad (\text{A72})$$

$$\sigma_1 = -\sigma_0 - \frac{1}{2}(D_1 + 2D_5) , \quad (\text{A73})$$

Thus, the nonlinear coefficient $\sigma_0(\bar{B})$ and $\sigma_1(\bar{B})$ are determined by

$$\sigma_0(\bar{B}) = \Psi_a\{A_1 + A_2\} + \Psi_b\{C_1 + C_3\} , \quad (\text{A74})$$

$$\sigma_1(\bar{B}) = -\sigma_0(\bar{B}) + \Psi_c\{A_1\} + \Psi_d\{A_2\} + \Psi_e\{C_1\} , \quad (\text{A75})$$

where

$$\Psi_a\{X\} = \frac{1}{3} \left[(1 + \epsilon)X^{(2)}(\sqrt{2}\beta) + [\tilde{\Psi}_0 - (1 - \epsilon)(\tilde{\Psi}_1 - \tilde{\Psi}_2 + \tilde{\Psi}_3)]\{X\} \right] ,$$

$$\begin{aligned} \Psi_b\{X\} &= \frac{1}{9} \left[(3\epsilon - 13)X^{(2)}(\sqrt{2}\beta) + [4\tilde{\Psi}_2 - 4\tilde{\Psi}_0 - 18\tilde{\Psi}_1 + (1 - \epsilon)(55\tilde{\Psi}_1 - 38\tilde{\Psi}_2 + 9\tilde{\Psi}_3 - 8\tilde{\Psi}_4 + 12\tilde{\Psi}_5)]\{X\} \right] , \\ \Psi_c\{X\} &= \frac{1}{3} \left[-(1 + \epsilon)X^{(2)}(\sqrt{2}\beta) + \tilde{\Psi}_0\{X\} \right] , \\ \Psi_d\{X\} &= \frac{1}{6} \left[2X^{(2)}(\sqrt{2}\beta) - 3(1 - \epsilon)\tilde{\Psi}_1\{X\} \right] , \\ \Psi_e\{X\} &= \frac{1}{9} \left[(34 + 12\epsilon)X^{(2)}(\sqrt{2}\beta) + [5\tilde{\Psi}_2 - 6\tilde{\Psi}_0 \right. \end{aligned}$$

$$\left. -6\tilde{\Psi}_1 - (1 - \epsilon)(3\tilde{\Psi}_1 + 7\tilde{\Psi}_2 - 3\tilde{\Psi}_3)]\{X\} \right] ,$$

and the functions $\tilde{\Psi}_k\{X\}$ are given by

$$\begin{aligned} \tilde{\Psi}_0\{X\} &= -\frac{1}{2}(1 + \epsilon)X^{(2)}(0) + (2 - \epsilon)X^{(2)}(\sqrt{2}\beta) \\ &\quad - \frac{3}{4\pi}(1 - \epsilon)\bar{X}(2\beta^2) , \\ \tilde{\Psi}_1\{X\} &= -3X^{(2)}(\sqrt{2}\beta) + \frac{3}{2\pi}\bar{X}(2\beta^2) , \\ \tilde{\Psi}_2\{X\} &= 3X^{(2)}(\sqrt{2}\beta) - \frac{3}{2\pi} \left[\bar{X}(y) + \frac{1}{2}y\bar{X}'(y) \right]_{y=2\beta^2} , \\ \tilde{\Psi}_3\{X\} &= -6X^{(2)}(\sqrt{2}\beta) + \frac{3}{2\pi} \left[2\bar{X}(y) + \frac{1}{2}y\bar{X}'(y) \right]_{y=2\beta^2} , \\ \tilde{\Psi}_4\{X\} &= 4X^{(2)}(\sqrt{2}\beta) - \frac{1}{\pi} \left[2\bar{X}(y) + y\bar{X}'(y) + \frac{1}{4}y^2\bar{X}''(y) \right]_{y=2\beta^2} , \\ \tilde{\Psi}_5\{X\} &= -\frac{1}{2}X^{(2)}(\sqrt{2}\beta) + \frac{1}{4\pi} \left[\bar{X}(y) + \frac{1}{2}y\bar{X}'(y) + y^2\bar{X}''(y) \right]_{y=2\beta^2} . \end{aligned} \quad (\text{A76})$$

APPENDIX B: THE IDENTITIES USED FOR THE INTEGRATION IN \mathbf{k} -SPACE

To integrate over the angles in \mathbf{k} -space we used the following identities:

$$\bar{K}_{ij} = \int \frac{k_{ij} \sin \theta}{1 + a \cos^2 \theta} d\theta d\varphi = \bar{A}_1 \delta_{ij} + \bar{A}_2 \beta_{ij} , \quad (\text{B1})$$

$$\begin{aligned} \bar{K}_{ijmn} &= \int \frac{k_{ijmn} \sin \theta}{1 + a \cos^2 \theta} d\theta d\varphi = \bar{C}_1(\delta_{ij}\delta_{mn} + \delta_{im}\delta_{jn} + \delta_{in}\delta_{jm}) + \bar{C}_2\beta_{ijmn} + \bar{C}_3(\delta_{ij}\beta_{mn} + \delta_{im}\beta_{jn} \\ &\quad + \delta_{in}\beta_{jm} + \delta_{jm}\beta_{in} + \delta_{jn}\beta_{im} + \delta_{mn}\beta_{ij}) , \end{aligned} \quad (\text{B2})$$

$$\bar{H}_{ijmn}(a) = \int \frac{k_{ijmn} \sin \theta}{(1 + a \cos^2 \theta)^2} d\theta d\varphi = - \left(\frac{\partial}{\partial b} \int \frac{k_{ijmn} \sin \theta}{b + a \cos^2 \theta} d\theta d\varphi \right)_{b=1} = \bar{K}_{ijmn}(a) + a \frac{\partial}{\partial a} \bar{K}_{ijmn}(a) , \quad (\text{B3})$$

$$\bar{G}_{ijmn}(a) = \int \frac{k_{ijmn} \sin \theta}{(1 + a \cos^2 \theta)^3} d\theta d\varphi = -\frac{1}{2} \left(\frac{\partial}{\partial b} \int \frac{k_{ijmn} \sin \theta}{(b + a \cos^2 \theta)^2} d\theta d\varphi \right)_{b=1} = \bar{H}_{ijmn}(a) + \frac{a}{2} \frac{\partial}{\partial a} \bar{H}_{ijmn}(a), \quad (\text{B4})$$

$$\bar{Q}_{ijmn}(a) = \int \frac{k_{ijmn} \sin \theta}{(1 + a \cos^2 \theta)^4} d\theta d\varphi = -\frac{1}{3} \left(\frac{\partial}{\partial b} \int \frac{k_{ijmn} \sin \theta}{(b + a \cos^2 \theta)^3} d\theta d\varphi \right)_{b=1} = \bar{G}_{ijmn}(a) + \frac{a}{3} \frac{\partial}{\partial a} \bar{G}_{ijmn}(a), \quad (\text{B5})$$

where $a = [\beta u_0 k \tau(k)/2]^2$, $\hat{\beta}_i = \beta_i/\beta$, $\beta_{ij} = \hat{\beta}_i \hat{\beta}_j$, and

$$\begin{aligned} \bar{A}_1 &= \frac{2\pi}{a} \left[(a+1) \frac{\arctan(\sqrt{a})}{\sqrt{a}} - 1 \right], \\ \bar{A}_2 &= -\frac{2\pi}{a} \left[(a+3) \frac{\arctan(\sqrt{a})}{\sqrt{a}} - 3 \right], \\ \bar{C}_1 &= \frac{\pi}{2a^2} \left[(a+1)^2 \frac{\arctan(\sqrt{a})}{\sqrt{a}} - \frac{5a}{3} - 1 \right], \\ \bar{C}_2 &= \bar{A}_2 - 7\bar{A}_1 + 35\bar{C}_1, \\ \bar{C}_3 &= \bar{A}_1 - 5\bar{C}_1. \end{aligned}$$

In the case of $a \ll 1$ these functions are given by

$$\begin{aligned} \bar{A}_1(a) &\sim \frac{4\pi}{3} \left(1 - \frac{1}{5}a \right), \quad \bar{A}_2(a) \sim -\frac{8\pi}{15}a, \\ \bar{C}_1(a) &\sim \frac{4\pi}{15} \left(1 - \frac{1}{7}a \right), \quad \bar{C}_2(a) \sim \frac{32\pi}{315}a^2, \\ \bar{C}_3(a) &\sim -\frac{8\pi}{105}a. \end{aligned}$$

In the case of $a \gg 1$ these functions are given by

$$\begin{aligned} \bar{A}_1(a) &\sim \frac{\pi^2}{\sqrt{a}} - \frac{4\pi}{a}, \quad \bar{A}_2(a) \sim -\frac{\pi^2}{\sqrt{a}} + \frac{8\pi}{a}, \\ \bar{C}_1(a) &\sim \frac{\pi^2}{4\sqrt{a}} - \frac{4\pi}{3a}, \quad \bar{C}_2(a) \sim \frac{3\pi^2}{4\sqrt{a}} - \frac{32\pi}{3a}, \\ \bar{C}_3(a) &\sim -\frac{\pi^2}{4\sqrt{a}} + \frac{8\pi}{3a}. \end{aligned}$$

APPENDIX C: THE FUNCTIONS $A_\alpha^{(1)}(\beta)$ AND $C_\alpha^{(1)}(\beta)$

The functions

$$A_n^{(1)}(\beta) = \frac{3\beta^4}{\pi} \int_\beta^\infty \frac{\bar{A}_n(X^2)}{X^5} dX,$$

and similarly for $C_n^{(1)}(\beta)$, where

$$X^2 = \beta^2(k/k_0)^{2/3} = a = \beta^2/\bar{\tau}(k),$$

and we took into account that the inertial range of the turbulence exists in the scales: $l_d \leq r \leq l_0$. Here the maximum scale of the turbulence $l_0 \ll L_B$, and $l_d = l_0/\text{Re}^{3/4}$ is the viscous scale of turbulence, and L_B is the characteristic scale of variations of the nonuniform mean magnetic field. For very large Reynolds numbers $k_d =$

l_d^{-1} is very large and the turbulent hydrodynamic and magnetic energies are very small in the viscous dissipative range of the turbulence $0 \leq r \leq l_d$. Thus we integrated in \bar{A}_n over k from $k_0 = l_0^{-1}$ to ∞ . We also used the following identity

$$\int_0^1 \bar{A}_n(a(\bar{\tau})) \bar{\tau} d\bar{\tau} = \frac{2\pi}{3} A_n^{(1)}(\beta),$$

and similarly for $C_n^{(1)}(\beta)$. The functions $A_\alpha^{(1)}(\beta)$ and $C_\alpha^{(1)}(\beta)$ are given by

$$\begin{aligned} A_1^{(1)}(\beta) &= \frac{6}{5} \left[\frac{\arctan \beta}{\beta} \left(1 + \frac{5}{7\beta^2} \right) + \frac{1}{14} \tilde{L}(\beta) - \frac{5}{7\beta^2} \right], \\ A_2^{(1)}(\beta) &= -\frac{6}{5} \left[\frac{\arctan \beta}{\beta} \left(1 + \frac{15}{7\beta^2} \right) - \frac{2}{7} \tilde{L}(\beta) - \frac{15}{7\beta^2} \right], \\ C_1^{(1)}(\beta) &= \frac{3}{10} \left[\frac{\arctan \beta}{\beta} \left(1 + \frac{10}{7\beta^2} + \frac{5}{9\beta^4} \right) + \frac{2}{63} \tilde{L}(\beta) \right. \\ &\quad \left. - \frac{235}{189\beta^2} - \frac{5}{9\beta^4} \right], \end{aligned}$$

$$C_2^{(1)}(\beta) = A_2^{(1)}(\beta) - 7A_1^{(1)}(\beta) + 35C_1^{(1)}(\beta),$$

$$C_3^{(1)}(\beta) = A_1^{(1)}(\beta) - 5C_1^{(1)}(\beta),$$

where $\tilde{L}(y) = 1 - 2y^2 + 2y^4 \ln(1 + y^{-2})$. For $\beta \ll 1$ these functions are given by

$$\begin{aligned} A_1^{(1)}(\beta) &\sim 1 - \frac{2}{5}\beta^2, \quad A_2^{(1)}(\beta) \sim -\frac{4}{5}\beta^2, \\ C_1^{(1)}(\beta) &\sim \frac{1}{5} \left(1 - \frac{2}{7}\beta^2 \right), \quad C_2^{(1)}(\beta) \sim -\frac{32}{105}\beta^4 \ln \beta, \\ C_3^{(1)}(\beta) &\sim -\frac{4}{35}\beta^2, \end{aligned}$$

and for $\beta \gg 1$ they are given by

$$\begin{aligned} A_1^{(1)}(\beta) &\sim \frac{3\pi}{5\beta} - \frac{2}{\beta^2}, \quad A_2^{(1)}(\beta) \sim -\frac{3\pi}{5\beta} + \frac{4}{\beta^2}, \\ C_1^{(1)}(\beta) &\sim \frac{3\pi}{20\beta} - \frac{2}{3\beta^2}, \quad C_2^{(1)}(\beta) \sim \frac{9\pi}{20\beta}, \\ C_3^{(1)}(\beta) &\sim -\frac{3\pi}{20\beta} + \frac{4}{3\beta^2}. \end{aligned}$$

APPENDIX D: THE FUNCTIONS $A_\alpha^{(2)}(\beta)$ AND $C_\alpha^{(2)}(\beta)$

The functions

$$A_n^{(2)}(\beta) = \frac{3\beta^6}{\pi} \int_\beta^\infty \frac{\bar{A}_n(X^2)}{X^7} dX,$$

and similarly for $C_n^{(2)}(\beta)$. We used the following identity

$$\int_0^1 \bar{A}_n(a(\bar{\tau})) \bar{\tau}^2 d\bar{\tau} = \frac{2\pi}{3} A_n^{(2)}(\beta),$$

and similarly for $C_n^{(2)}(\beta)$. The functions $A_\alpha^{(2)}(\beta)$ and $C_\alpha^{(2)}(\beta)$ are given by

$$\begin{aligned} A_1^{(2)}(\beta) &= F(1; -1; 0), \\ A_2^{(2)}(\beta) &= F(-1; 3; 0), \\ C_1^{(2)}(\beta) &= (1/4)F(1; -2; 1), \\ C_2^{(2)}(\beta) &= (1/4)F(3; -30; 35), \\ C_3^{(2)}(\beta) &= (1/4)F(-1; 6; -5), \end{aligned}$$

where

$$F(\alpha; \sigma; \gamma) = \pi[\alpha J_0^{(2)}(\beta) + \sigma J_2^{(2)}(\beta) + \gamma J_4^{(2)}(\beta)],$$

$$\begin{aligned} J_0^{(2)}(\beta) &= \frac{1}{7\pi} \left(1 + 6 \frac{\arctan \beta}{\beta} - \frac{3\beta^2}{2} \tilde{L}(\beta) \right), \\ J_2^{(2)}(\beta) &= \frac{7}{9} J_0^{(2)}(\beta) + \tilde{M}(\beta), \\ J_4^{(2)}(\beta) &= \frac{9}{11} \left(J_2^{(2)}(\beta) - \frac{1}{\beta^2} \tilde{M}(\beta) - \frac{4}{9\pi\beta^2} \right), \\ \tilde{M}(y) &= \frac{2}{3\pi y^2} \left(1 - \frac{\arctan y}{y} (1 + y^2) \right). \end{aligned}$$

For $\beta \ll 1$ the functions $A_\alpha^{(2)}(\beta)$ and $C_\alpha^{(2)}(\beta)$ are given by

$$\begin{aligned} A_1^{(2)}(\beta) &\sim \frac{2}{3} \left(1 - \frac{3}{10} \beta^2 \right), \quad A_2^{(2)}(\beta) \sim -\frac{2}{5} \beta^2, \\ C_1^{(2)}(\beta) &\sim \frac{2}{15} \left(1 - \frac{3}{14} \beta^2 \right), \quad C_2^{(2)}(\beta) \sim O(\beta^4), \\ C_3^{(2)}(\beta) &\sim -\frac{2}{35} \beta^2, \end{aligned}$$

and for $\beta \gg 1$ they are given by

$$\begin{aligned} A_1^{(2)}(\beta) &\sim \frac{3\pi}{7\beta} - \frac{3}{2\beta^2}, \quad A_2^{(2)}(\beta) \sim -\frac{3\pi}{7\beta} + \frac{3}{\beta^2}, \\ C_1^{(2)}(\beta) &\sim \frac{3\pi}{28\beta} - \frac{1}{2\beta^2}, \quad C_2^{(2)}(\beta) \sim \frac{9\pi}{28\beta} - \frac{4}{\beta^2}, \\ C_3^{(2)}(\beta) &\sim -\frac{3\pi}{28\beta} + \frac{1}{\beta^2}. \end{aligned}$$

References

- Baker N. & Temesvary, S., *Tables of Convective Stellar Envelope Models*, (New York, 1966).
- Beck, R., Brandenburg, A., Moss, D., Shukurov, A. M. & Sokoloff, D. D., “Galactic magnetism: recent developments and perspectives”, *Ann. Rev. Astron. Astrophys.* **34**, 155-206 (1996).
- Blackman, E. G. & Brandenburg, A., “Dynamic non-linearity in large scale dynamos with shear”, *Astrophys. J.* **579**, 359-373 (2002).
- Brandenburg, A., Käpylä, P. & Mohammed, A., “Non-Fickian diffusion and tau-approximation from numerical turbulence”, *Phys. Fluids* **16**, 1020-1027 (2004).
- Brandenburg, A. & Subramanian, K., “Astrophysical magnetic fields and nonlinear dynamo theory”, *Phys. Rept.* submitted (2004), and references therein. Also e-prints: astro-ph/0405052.
- Busse, F. H., “Homogeneous dynamos in planetary cores and in the laboratory”, *Annu. Rev. Fluid Mech.* **32**, 383-408 (2000).
- Cattaneo, F. & Hughes, D. W., “Nonlinear saturation of the turbulent α effect”, *Phys. Rev. E* **54**, R4532-R4535 (1996).
- Field, G. B., Blackman, E. G. & Chou, H., “Non-linear alpha effect in dynamo theory”, *Astrophys. J.* **513**, 638-651 (1999).
- Gruzinov, A. & Diamond, P. H., “Self-consistent theory of mean-field electrodynamics”, *Phys. Rev. Lett.* **72**, 1651-1653 (1994).
- Gruzinov, A. & Diamond, P. H., “Nonlinear mean-field electrodynamics of turbulent dynamos”, *Phys. Plasmas* **3**, 1853-1857 (1996).
- Kleeorin N., Kuzanyan, K., Moss D., Rogachevskii I., Sokoloff D. & Zhang, H., “Magnetic helicity evolution during the solar activity cycle: observations and dynamo theory”, *Astron. Astrophys.* **409**, 1097-1105 (2003).
- Kleeorin, N., Mond, M. & Rogachevskii, I., “Magnetohydrodynamic turbulence in the solar convective zone as a source of oscillations and sunspots formation”, *Astron. Astrophys.* **307**, 293-309 (1996).
- Kleeorin N., Moss D., Rogachevskii I. & Sokoloff D., “Helicity balance and steady-state strength of dynamo generated galactic magnetic field”, *Astron. Astrophys.* **361**, L5-L8 (2000).
- Kleeorin N., Moss D., Rogachevskii I. & Sokoloff D., “The role of magnetic helicity transport in nonlinear galactic dynamos”, *Astron. Astrophys.* **387**, 453-462 (2002).
- Kleeorin, N. & Rogachevskii, I., “Magnetic helicity tensor for an anisotropic turbulence”, *Phys. Rev. E* **59**, 6724-6729 (1999).
- Kleeorin, N. & Rogachevskii, I., “Effect of rotation on a developed turbulent stratified convection: the hydrodynamic helicity, the alpha-effect and the effective drift velocity”, *Phys. Rev. E* **67**, 026321 (1-19) (2003).
- Kleeorin, N., Rogachevskii, I. & Ruzmaikin, A., “Magnetic force reversal and instability in a plasma with advanced magnetohydrodynamic turbulence”, *Soviet Physics-JETP* **70**, 878-883 (1990).
- Kleeorin, N., Rogachevskii, I. & Ruzmaikin, A., “Magnitude of dynamo - generated magnetic field in solar - type convective zones”, *Astron. Astrophys.* **297**, 159 (1995).
- Kleeorin, N. & Ruzmaikin, A., “Dynamics of the averaged turbulent helicity in a magnetic field”, *Magne-*

- tohydrodynamics* **18**, 116-122 (1982). Translation from *Magnitnaya Gidrodinamika* **2**, 17-24 (1982).
- Krause, F. & Rädler, K.-H., *Mean-Field Magnetohydrodynamics and Dynamo Theory* (Pergamon, Oxford, 1980).
- Kulsrud, R., "A critical review of galactic dynamos", *Ann. Rev. Astron. Astrophys.* **37**, 37-64 (1999).
- McComb, W. D., *The Physics of Fluid Turbulence* (Clarendon, Oxford, 1990).
- Moffatt, H. K., *Magnetic Field Generation in Electrically Conducting Fluids* (Cambridge University Press, New York, 1978).
- Moffatt, H. K. & Proctor, M. R. E., "The role of the helicity spectrum function in turbulent dynamo theory", *Geophys. Astrophys. Fluid Dyn.* **21**, 265-283 (1982).
- Monin, A. S. & Yaglom, A. M., *Statistical Fluid Mechanics* (MIT Press, Cambridge, Massachusetts, 1975), Vol. 2.
- Orszag, S. A., "Analytical theories of turbulence", *J. Fluid Mech.* **41**, 363-386 (1970).
- Parker, E., "The formation of sunspots from the solar toroidal field", *Astrophys. J.* **121**, 491-507 (1955a).
- Parker, E., "Hydromagnetic dynamo models", *Astrophys. J.* **122**, 293-314 (1955b).
- Parker, E., *Cosmical Magnetic Fields* (Oxford University Press, New York, 1979).
- Pouquet, A., Frisch, U. & Leorat, J., "Strong MHD turbulence and the nonlinear dynamo effect", *J. Fluid Mech.* **77**, 321-354 (1976).
- Rädler, K.-H., "Über eine neue Möglichkeit eines Dynamomechanismus in turbulenten leitenden Medien", *Monatsber. Dtsch. Akad. Wiss. Berlin* **11**, 272-279 (1969).
- Rädler, K.-H., "Mean-field approach to spherical dynamo models", *Astron. Nachr.* **301**, 101-129 (1980).
- Rädler, K.-H., "Investigations of spherical kinematic mean-field dynamo models", *Astron. Nachr.* **307**, 89-113 (1986).
- Rädler, K.-H., Kleeorin, N. & Rogachevskii, I., "The mean electromotive force for MHD turbulence: the case of a weak mean magnetic field and slow rotation", *Geophys. Astrophys. Fluid Dyn.* **97**, 249-274 (2003).
- Rädler, K.-H. & Stepanov, R., "On the mean electromotive force due to turbulence of a conducting fluid in the presence of the mean flow", in preparation (2004).
- Roberts, P. H., "Kinematic dynamo models", *Phil. Trans. R. Soc. London Ser. A* **272**, 663-703 (1972).
- Roberts, P. H. & Soward, A. M., "A unified approach to mean field electrodynamics", *Astron. Nachr.* **296**, 49-64 (1975).
- Roberts, P. H. & Soward, A. M., "Dynamo theory", *Annu. Rev. Fluid Mech.* **24**, 459-512 (1992).
- Rogachevskii, I. & Kleeorin, N., "Electromotive force for an anisotropic turbulence: intermediate nonlinearity", *Phys. Rev. E* **61**, 5202-5210 (2000).
- Rogachevskii, I. & Kleeorin, N., "Nonlinear turbulent magnetic diffusion and mean-field dynamo", *Phys. Rev. E* **64**, 056307, 1-14 (2001).
- Rogachevskii, I. & Kleeorin, N., "Electromotive force and large-scale magnetic dynamo in a turbulent flow with a mean shear", *Phys. Rev. E* **68**, 036301 (1-12) (2003).
- Rogachevskii, I. & Kleeorin, N., "Nonlinear theory of a "shear-current" effect and mean-field magnetic dynamos", *Phys. Rev. E*, submitted (2004). Also e-prints: astro-ph/0406328.
- Rüdiger, G. & Hollerbach, R., *The Magnetic Universe* (Wiley-VCH, Weinheim, 2004).
- Ruzmaikin, A. A., Shukurov, A. M. & Sokoloff, D. D., *Magnetic Fields of Galaxies* (Kluwer Academic, Dordrecht, 1988).
- Seehafer, N., "Nature of the α effect in magnetohydrodynamics", *Phys. Rev. E* **53**, 1283-1286 (1996).
- Spruit, H. C., "A model of solar convective zone", *Solar Phys.* **34**, 277-290 (1974).
- Stix, M., *The Sun: An Introduction* (Springer, Berlin and Heidelberg, 1989).
- Zeldovich, Ya. B., Ruzmaikin, A. A. & Sokoloff, D. D., *Magnetic Fields in Astrophysics* (Gordon and Breach, New York, 1983).